



Event Notes – WSL Stop #

MARGARET RIVER PRO

Event Logo

Thursday 20 April, 2023 – Sunday 30 April, 2023

Men's Championship Tour LEADERBOARD 2023

Rank	+/-	Name	Country	Points	Tour Stop										
					1	2	3	4	5	6	7	8	9	10	11
1	+1	Joao Chianca	BRA	25490	3	3	1	9	-	-	-	-	-	-	-
2	-1	Jack Robinson	AUS	25215	1	3	2	17	-	-	-	-	-	-	-
3	-	Filipe Toledo	BRA	22160	5	1	17	3	-	-	-	-	-	-	-
4	+6	Ethan Ewing	AUS	19395	17	5	9	1	-	-	-	-	-	-	-
5	-	Griffin Colapinto	USA	18620	17	2	5	5	-	-	-	-	-	-	-
6	+7	Ryan Callinan	AUS	15770	9	17	9	2	-	-	-	-	-	-	-
7	+3	John John Florence	HAW	15480	5	9	17	3	-	-	-	-	-	-	-
7	-3	Caio Ibelli	BRA	15480	3	5	9	17	-	-	-	-	-	-	-
9	-2	Yago Dora	BRA	14055	9	17	3	9	-	-	-	-	-	-	-
10	-4	Leonardo Fioravanti	ITA	13780	2	9	17	17	-	-	-	-	-	-	-
11	-2	Gabriel Medina	BRA	13280	9	9	9	9	-	-	-	-	-	-	-
12	+10	Connor O'Leary	AUS	11085	17	33	5	5	-	-	-	-	-	-	-
12	+10	Matthew McGillivray	ZAF	11085	33	5	17	5	-	-	-	-	-	-	-
14	-7	Callum Robson	AUS	11000	9	17	3	33	-	-	-	-	-	-	-
15	+3	Jordy Smith	ZAF	10725	5	17	17	9	-	-	-	-	-	-	-
16	-6	Rio Waida	IND	9660	9	17	5	33	-	-	-	-	-	-	-
17	-4	Seth Moniz	HAW	9300	9	9	17	17	-	-	-	-	-	-	-
17	-4	Italo Ferreira	BRA	9300	17	9	9	17	-	-	-	-	-	-	-
17	+7	Kanoa Igarashi	JAP	9300	17	9	17	9	-	-	-	-	-	-	-
17	-4	Ian Gentil	HAW	9300	9	17	9	17	-	-	-	-	-	-	-

21	-3	Liam O'Brien	AUS	8735	5	17	17	17	-	-	-	-	-	-	-
21	+6	Jackson Baker	AUS	8735	17	17	17	5	-	-	-	-	-	-	-
21	-3	Nat Young	USA	8735	17	5	17	17	-	-	-	-	-	-	-
21	-3	Samuel Pupo	BRA	8735	17	17	5	17	-	-	-	-	-	-	-
25	-12	Miguel Pupo	BRA	8235	9	9	17	INJ	-	-	-	-	-	-	-
26	-2	Kelly Slater	USA	7310	17	9	17	17	-	-	-	-	-	-	-
26	+1	Michael Rodrigues	BRA	7310	17	17	17	9	-	-	-	-	-	-	-
26	-2	Barron Mamiya	HAW	7310	17	17	9	17	-	-	-	-	-	-	-
29	+4	Maxime Huscenot	FRA	5180	17	33	32	9	-	-	-	-	-	-	-
30	+2	Kolohe Andino	USA	4255	17	17	32	17	-	-	-	-	-	-	-
30	-3	Carlos Munoz	CRI	4255	17	17	17	33	-	-	-	-	-	-	-
30	-3	Jake Marshall	USA	4255	17	17	17	33	-	-	-	-	-	-	-
33	+11	Xavier Huxtable	AUS	3320	-	-	-	9	-	-	-	-	-	-	-
33	-2	Joan Duru	FRA	3320	-	-	9	-	-	-	-	-	-	-	-
35	-2	Ezekiel Lau	HAW	3190	17	33	32	17	-	-	-	-	-	-	-
36	+8	Morgan Cibilic	AUS	1330	-	-	-	17	-	-	-	-	-	-	-
36	+8	Dylan Moffat	AUS	1330	-	-	-	17	-	-	-	-	-	-	-
36	-1	Eli Hanneman	HAW	1330	-	17	-	-	-	-	-	-	-	-	-
36	+8	Owen Wright	AUS	1330	-	-	-	17	-	-	-	-	-	-	-
36	-1	Keanu Asing	HAW	1330	-	17	-	-	-	-	-	-	-	-	-
41	-4	Jadson Andre	BRA	1060	33	INJ	INJ	INJ	-	-	-	-	-	-	-
41	-4	Ramzi Boukhiam	MAR	1060	INJ	INJ	INJ	INJ	-	-	-	-	-	-	-
43	-4	Frederico Morais	POR	265	-	-	32	-	-	-	-	-	-	-	-
43	-4	Joshua Moniz	HAW	265	33	-	-	-	-	-	-	-	-	-	-
43	-4	Imaikalani deVault	HAW	265	33	-	-	-	-	-	-	-	-	-	-
43	-4	Kai Lenny	HAW	265	-	33	-	-	-	-	-	-	-	-	-
43	-4	Tiago Carrique	FRA	265	-	-	32	-	-	-	-	-	-	-	-

FIXTURES & RESULTS 2023

Date	Location	Country	Event	Winner	Runner-Up
Jan 29-Feb 10	Banzai Pipeline	Hawaii	Billabong Pro Pipeline	Jack Robinson	Leonardo Fioravanti
Feb 12-23	Sunset Beach	Hawaii	Hurley Pro Sunset Beach	Filipe Toledo	Griffin Colapinto
Mar 08-16	Peniche	Portugal	MEO Rip Curl Pro Portugal	Joao Chianca	Jack Robinson
Apr 04-14	Bells Beach	Australia	Rip Curl Pro Bells Beach	Ethan Ewing	Ryan Callinan
Apr 20-30	Margaret River Main Break	Australia	Margaret River Pro	-	-
May 27-28	Surf Ranch	USA	Surf Ranch Pro	-	-
Jun 09-18	Punta Roca	El Salvador	Surf City El Salvador Pro Presented by Corona	-	-
Jun 23-Jul 01	Saquarema	Brazil	VIVO Rio Pro presented by Corona	-	-
Jul 13-22	Jeffery's Bay	South Africa	Corona Open J-Bay	-	-
Aug 11-20	Teahupoo	Tahiti	SHISEIDO Tahiti Pro Presented by Outerknown	-	-
Sep 07-15	Lower Trestles	USA	Rip Curl WSL Finals	-	-

PAST WORLD CHAMPIONS (1976-2022)

Season	Winner	Country
1976	Peter Townend	Australia
1977	Shaun Tomson	South Africa
1978	Wayne Bartholomew	Australia
1979	Mark Richards	Australia
1980	Mark Richards	Australia
1981	Mark Richards	Australia
1982	Mark Richards	Australia
1983-84	Tom Carroll	Australia
1984-85	Tom Carroll	Australia
1985-86	Tom Curren	USA
1986-87	Tom Curren	USA
1987-88	Damien Hardman	Australia
1988	Barton Lynch	Australia
1989	Martin Potter	Great Britain
1990	Tom Curren	USA
1991	Damien Hardman	Australia
1992	Kelly Slater	USA
1993	Derek Ho	Hawaii
1994	Kelly Slater	USA
1995	Kelly Slater	USA
1996	Kelly Slater	USA
1997	Kelly Slater	USA
1998	Kelly Slater	USA
1999	Mark Occhilupo	Australia
2000	Sunny Garcia	Hawaii
2001	CJ Hobgood	USA
2002	Andy Irons	Hawaii
2003	Andy Irons	Hawaii
2004	Andy Irons	Hawaii
2005	Kelly Slater	USA
2006	Kelly Slater	USA
2007	Mick Fanning	Australia
2008	Kelly Slater	USA
2009	Mick Fanning	Australia
2010	Kelly Slater	USA
2011	Kelly Slater	USA
2012	Joel Parkinson	Australia
2013	Mick Fanning	Australia
2014	Gabriel Medina	Brazil
2015	Adriano de Souza	Brazil
2016	John John Florence	Hawaii
2017	John John Florence	Hawaii
2018	Gabriel Medina	Brazil
2019	Italo Ferreira	Brazil
2020-21	Gabriel Medina	Brazil
2022	Filipe Toledo	Brazil

MARGARET RIVER MAIN BREAK EVENT HISTORY (1985-2022)

Season	Winner	Country	Stance	Score	Runner-Up
1985-86	Mark Occhilupo	AUS	Goofy	-	Mark Richards (2), Simon Law (3), Mike Parsons (4)
1986-87	Tom Carroll	AUS	Goofy	5.00	Tom Curren
1987-88	Tom Carroll	AUS	Goofy	134.60	Rob Bain
1989	Dave Macaulay	AUS	Goofy	110.80	Tom Carroll
1990	Barton Lynch	AUS	Goofy	117.90	Jeff Booth
2014	Michel Bourez	FRA	Regular	15.90	Josh Kerr
2015	Adriano de Souza	BRA	Regular	17.53	John John Florence
2016	Sebastian Zietz	HAW	Regular	17.40	Julian Wilson
2017	John John Florence	HAW	Regular	19.03	Kolohe Andino
2018	Willian Cardoso	BRA	Regular	15.57	Julian Wilson
2019	John John Florence	HAW	Regular	18.50	Kolohe Andino
2020-21	Filipe Toledo	BRA	Regular	17.40	Jordy Smith
2022	Jack Robinson	AUS	Regular	16.24	John John Florence

EVENT MULTIPLE WINNERS (1985-2022)

Total Victories	Surfer	Country	Years
2	John John Florence	HAW	2017, 2019
2	Tom Carroll	AUS	1986-87, 1987-88

EVENT APPEARANCE RECORDS (1985-2022)

Total Events	Surfer	Span
8	John John Florence	2014-2022
8	Gabriel Medina	2014-2022
8	Jordy Smith	2014-2022
7	Filipe Toledo	2014-2022
7	Julian Wilson	2014-2021
7	Miguel Pupo	2014-2022
7	Michel Bourez	2014-2021
7	Adrian Buchan	2014-2021
7	Kolohe Andino	2014-2022
7	Owen Wright	2014-2022

WSL 2023 CT SEASON LEADERS

Average Heat Score	
Surfer	Average
John John Florence	13.35
Joao Chianca	13.21
Griffin Colapinto	12.96
Jack Robinson	12.64
Owen Wright	12.25
Xavier Huxtable	12.24
Ethan Ewing	12.13
Gabriel Medina	11.97
Dylan Moffat	11.82
Ryan Callinan	11.69

Highest Scoring Heat		
Surfer	Heat Score	Event
John John Florence	19.33	Billabong Pro Pipeline
Griffin Colapinto	17.90	Hurley Pro Sunset Beach
Filipe Toledo	17.74	Hurley Pro Sunset Beach
Joao Chianca	17.57	MEO Rip Curl Pro Portugal
Griffin Colapinto	17.00	MEO Rip Curl Pro Portugal
Griffin Colapinto	17.00	Rip Curl Pro Bells Beach
Joao Chianca	16.83	Hurley Pro Sunset Beach
Kanoa Igarashi	16.40	Rip Curl Pro Bells Beach
Caio Ibelli	16.33	Hurley Pro Sunset Beach
Jack Robinson	16.33	Hurley Pro Sunset Beach

Average Wave Score	
Surfer	Average
Ethan Ewing	3.89
Matthew McGillivray	3.74
Owen Wright	3.73
Jack Robinson	3.70
Griffin Colapinto	3.68
Dylan Moffat	3.66
John John Florence	3.63
Joao Chianca	3.52
Xavier Huxtable	3.52
Jackson Baker	3.48

Most Total Heat Wins	
Surfer	Heat Wins
Jack Robinson	15
Joao Chianca	14
Ethan Ewing	12
Filipe Toledo	12
Griffin Colapinto	11
John John Florence	9
Ryan Callinan	9
Yago Dora	9
Caio Ibelli	8
Leonardo Fioravanti	8

Total Waves Caught	
Surfer	Total Waves
Joao Chianca	140
Jack Robinson	120
Gabriel Medina	113
Yago Dora	110
Filipe Toledo	105
Griffin Colapinto	102
Caio Ibelli	101
Ryan Callinan	100
Ian Gentil	88
John John Florence	87

Highest Scoring Wave		
Surfer	Heat Score	Event
Callum Robson	10.00	Round 2,Heat 4,Wave 3,MEO Rip Curl Pro Portugal
John John Florence	9.93	Round 4,Heat 8,Wave 2,Billabong Pro Pipeline
Callum Robson	9.57	Quarter-Finals,Heat 2,Wave 3,MEO Rip Curl Pro Portugal
Griffin Colapinto	9.50	Round 4,Heat 8,Wave 10,MEO Rip Curl Pro Portugal
Filipe Toledo	9.47	Final,Heat 1,Wave 5,Hurley Pro Sunset Beach
Joao Chianca	9.43	Semi-Finals,Heat 1,Wave 9,MEO Rip Curl Pro Portugal
John John Florence	9.40	Round 4,Heat 8,Wave 4,Billabong Pro Pipeline
Gabriel Medina	9.33	Round 3,Heat 14,Wave 7,Billabong Pro Pipeline
Griffin Colapinto	9.33	Round 4,Heat 8,Wave 1,Rip Curl Pro Bells Beach
Italo Ferreira	9.33	Round 4,Heat 7,Wave 4,MEO Rip Curl Pro Portugal

Highest % of Excellent Scores of total waves caught	
Surfer	Excellent Scores (8.0 – 10.0)
Dylan Moffat	11%
Griffin Colapinto	9%
Joao Chianca	8%
Kanoa Igarashi	7%
John John Florence	6%
Filipe Toledo	6%
Jack Robinson	5%
Caio Ibelli	4%
Ethan Ewing	4%
Jackson Baker	3%

2023 SURFERS BIOS

Kolohe Andino (USA)



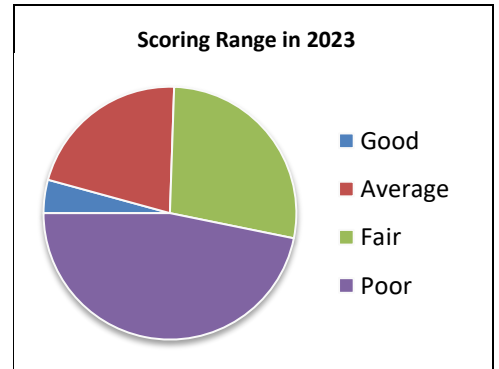
Bio Information	
Age	29
Height	5"10 (180cm)
Weight	160.6lbs (73kg)
Stance	Regular
Hometown	San Clemente, California
World CT Titles	-

2023 CT Stats	
Rank	30
Total Heat Wins	3
Average Heat Score	7.95
Highest Heat Score	11.64 - Round 1, Rip Curl Pro Bells Beach v Italo Ferreira, Connor O'Leary
Best Wave	6.00 - Round 1, Hurley Pro Sunset Beach v Jordy Smith, Leonardo Fioravanti 6.00 - Round 2, Billabong Pro Pipeline v Jadson Andre, Ian Gentil
Best Finish	17th - Billabong Pro Pipeline 17th - Hurley Pro Sunset Beach 17th - Rip Curl Pro Bells Beach

Career CT Stats	
Years on Tour	13 (2010-2023)
Total Heat Wins	150
Average Heat Score	10.95
Highest Heat Score	18.77 - Quarter-Finals, Drug Aware Margaret River Pro 2017 v Jordy Smith
Total Events	102
Best Finish	-

2023 CT Finishes										
Billabong Pro Pipeline	Hurley Pro Sunset Beach	MEO Rip Curl Pro Portugal	Rip Curl Pro Bells Beach	Margaret River Pro	Surf Ranch Pro	Surf City El Salvador Pro Presented by Corona	VIVO Rio Pro presented by Corona	Corona Open J-Bay	SHISEIDO Tahiti Pro Presented by Outerknown	Rip Curl WSL Finals
17th	17th	32nd	17th	-	-	-	-	-	-	-

Scoring Range in 2023		
Range	Waves Caught	Percentage of Total Waves Caught
Good (6.0-7.9)	2	4%
Average (4.0-5.9)	10	21%
Fair (2.0-3.9)	13	27%
Poor (0-1.9)	22	46%



Career Finishes at Margaret River Main Break	
Year	Round Finish
2022	Round 4
2019	Final
2018	Semi-Finals
2017	Final
2016	Quarter-Finals
2015	Round 2
2014	Round 3

Ryan Callinan (AUS)



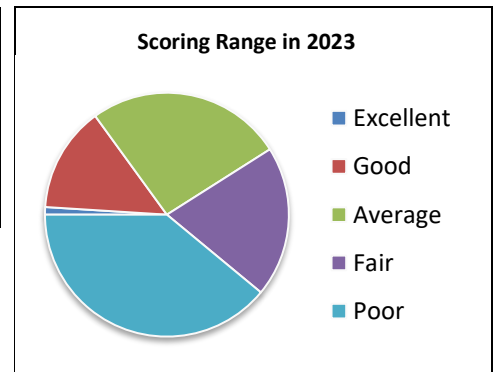
Bio Information	
Age	30
Height	5"10 (180cm)
Weight	171.6lbs (78kg)
Stance	Goofy
Hometown	Newcastle, NSW
World CT Titles	-

2023 CT Stats	
Rank	6
Total Heat Wins	9
Average Heat Score	11.69
Highest Heat Score	15.3 - Semi-Finals, Rip Curl Pro Bells Beach v John John Florence
Best Wave	8.50 - Semi-Finals, Rip Curl Pro Bells Beach v John John Florence
Best Finish	2nd - Rip Curl Pro Bells Beach

Career CT Stats	
Years on Tour	7 (2013-2023)
Total Heat Wins	47
Average Heat Score	11.59
Highest Heat Score	18.53 - Round 4, Quiksilver Pro France 2018 v Adriano de Souza, Willian Cardoso
Total Events	41
Best Finish	-

2023 CT Finishes											
Billabong Pro Pipeline	Hurley Pro Sunset Beach	MEO Rip Curl Pro Portugal	Rip Curl Pro Bells Beach	Margaret River Pro	Surf Ranch Pro	Surf City El Salvador Pro Presented by Corona	VIVO Rio Pro presented by Corona	Corona Open J-Bay	SHISEIDO Tahiti Pro Presented by Outerknown	Rip Curl WSL Finals	
9th	17th	9th	2nd	-	-	-	-	-	-	-	-

Scoring Range in 2023		
Range	Waves Caught	Percentage of Total Waves Caught
Excellent (8.0-10)	1	1%
Good (6.0-7.9)	14	14%
Average (4.0-5.9)	26	26%
Fair (2.0-3.9)	20	20%
Poor (0-1.9)	39	39%



Career Finishes at Margaret River Main Break	
Year	Round Finish
2022	Round 3
2020-21	Quarter-Finals
2019	Quarter-Finals
2016	Round 2

Joao Chianca (BRA)



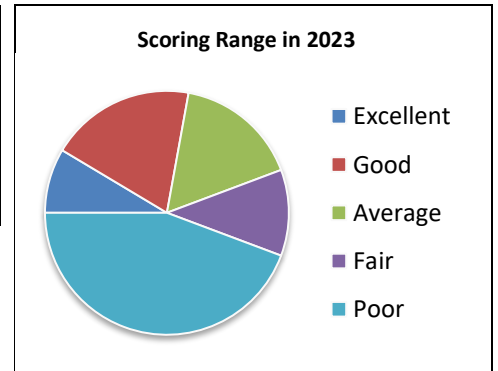
Bio Information	
Age	22
Height	-
Weight	-
Stance	Regular
Hometown	
World CT Titles	-

2023 CT Stats	
Rank	1
Total Heat Wins	14
Average Heat Score	13.21
Highest Heat Score	17.57 - Final, MEO Rip Curl Pro Portugal v Jack Robinson
Best Wave	9.43 - Semi-Finals, MEO Rip Curl Pro Portugal v Callum Robson
Best Finish	1st - MEO Rip Curl Pro Portugal

Career CT Stats	
Years on Tour	2 (2022-2023)
Total Heat Wins	18
Average Heat Score	12.70
Highest Heat Score	17.73 - Round 3, Rip Curl Pro Bells Beach 2022 v John John Florence
Total Events	10
Best Finish	1st - MEO Rip Curl Pro Portugal 2023

2023 CT Finishes										
Billabong Pro Pipeline	Hurley Pro Sunset Beach	MEO Rip Curl Pro Portugal	Rip Curl Pro Bells Beach	Margaret River Pro	Surf Ranch Pro	Surf City El Salvador Pro Presented by Corona	VIVO Rio Pro presented by Corona	Corona Open J-Bay	SHISEIDO Tahiti Pro Presented by Outerknown	Rip Curl WSL Finals
3rd	3rd	1st	9th	-	-	-	-	-	-	-

Scoring Range in 2023		
Range	Waves Caught	Percentage of Total Waves Caught
Excellent (8.0-10)	12	8%
Good (6.0-7.9)	27	19%
Average (4.0-5.9)	23	16%
Fair (2.0-3.9)	16	11%
Poor (0-1.9)	62	44%



Career Finishes at Margaret River Main Break	
Year	Round Finish
2022	Round 3

Griffin Colapinto (USA)



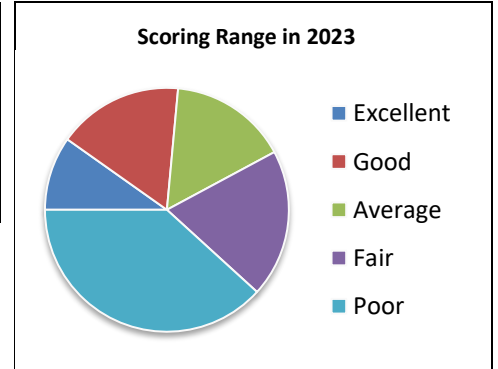
Bio Information	
Age	24
Height	5"10 (178cm)
Weight	165lbs (75kg)
Stance	Regular
Hometown	San Clemente, California
World CT Titles	-

2023 CT Stats	
Rank	5
Total Heat Wins	11
Average Heat Score	12.96
Highest Heat Score	17.90 - Semi-Finals, Hurley Pro Sunset Beach v Jack Robinson
Best Wave	9.50- Round 4, MEO Rip Curl Pro Portugal v Gabriel Medina
Best Finish	2nd - Hurley Pro Sunset Beach

Career CT Stats	
Years on Tour	5 (2018-2023)
Total Heat Wins	63
Average Heat Score	12.15
Highest Heat Score	18.10 - Round 3, Tahiti Pro Teahupo'o 2019 v Ryan Callinan
Total Events	42
Best Finish - 2 Titles	1st - MEO Pro Portugal 2022 1st - Surf City El Salvador Pro 2022

2023 CT Finishes										
Billabong Pro Pipeline	Hurley Pro Sunset Beach	MEO Rip Curl Pro Portugal	Rip Curl Pro Bells Beach	Margaret River Pro	Surf Ranch Pro	Surf City El Salvador Pro Presented by Corona	VIVO Rio Pro presented by Corona	Corona Open J-Bay	SHISEIDO Tahiti Pro Presented by Outerknown	Rip Curl WSL Finals
17th	2nd	5th	5th	-	-	-	-	-	-	-

Scoring Range in 2023		
Range	Waves Caught	Percentage of Total Waves Caught
Excellent (8.0-10)	10	9%
Good (6.0-7.9)	17	16%
Average (4.0-5.9)	16	15%
Fair (2.0-3.9)	20	19%
Poor (0-1.9)	39	38%



Career Finishes at Margaret River Main Break	
Year	Round Finish
2022	Quarter-Finals
2020-21	Semi-Finals
2019	Round 3
2018	Round 2

Yago Dora (BRA)



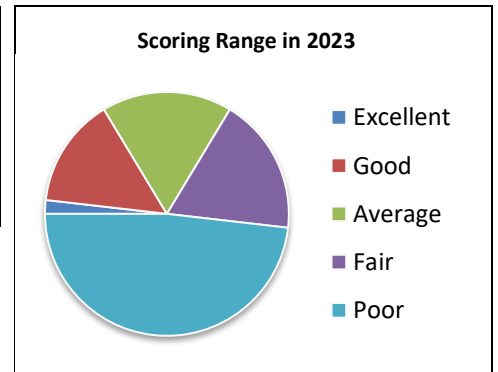
Bio Information	
Age	26
Height	5"10 (179cm)
Weight	156.2lbs (71kg)
Stance	Goofy
Hometown	Florianópolis, Santa Catarina
World CT Titles	-

2023 CT Stats	
Rank	9
Total Heat Wins	9
Average Heat Score	10.86
Highest Heat Score	15.17 - Round 3, Rip Curl Pro Bells Beach v Dylan Moffat
Best Wave	8.50 - Round 3, Rip Curl Pro Bells Beach v Dylan Moffat
Best Finish	3rd - MEO Rip Curl Pro Portugal

Career CT Stats	
Years on Tour	6 (2017-2023)
Total Heat Wins	52
Average Heat Score	11.82
Highest Heat Score	18.67 - Round 4, Rip Curl Rottneest Search presented by Corona 2020-21 v Connor O'Leary
Total Events	40
Best Finish	-

2023 CT Finishes										
Billabong Pro Pipeline	Hurley Pro Sunset Beach	MEO Rip Curl Pro Portugal	Rip Curl Pro Bells Beach	Margaret River Pro	Surf Ranch Pro	Surf City El Salvador Pro Presented by Corona	VIVO Rio Pro presented by Corona	Corona Open J-Bay	SHISEIDO Tahiti Pro Presented by Outerknown	Rip Curl WSL Finals
9th	17th	3rd	9th	-	-	-	-	-	-	-

Scoring Range in 2023		
Range	Waves Caught	Percentage of Total Waves Caught
Excellent (8.0-10)	2	1%
Good (6.0-7.9)	16	14%
Average (4.0-5.9)	19	17%
Fair (2.0-3.9)	20	18%
Poor (0-1.9)	53	48%



Career Finishes at Margaret River Main Break	
Year	Round Finish
2020-21	Round 3
2019	Round 3
2018	Round 3

Jarvis Earle (AUS)



Bio Information	
Age	18
Height	-
Weight	-
Stance	Goofy
Hometown	Cronulla, NSW
World CT Titles	-

2023 CT Stats	
Rank	-
Total Heat Wins	-
Average Heat Score	-
Highest Heat Score	-
Best Wave	-
Best Finish	-

Career CT Stats	
Years on Tour	-
Total Heat Wins	-
Average Heat Score	-
Highest Heat Score	-
Total Events	-
Best Finish	-

Career Finishes at Margaret River Main Break	
Year	Round Finish
CT Debut at this Event	

Ethan Ewing (AUS)



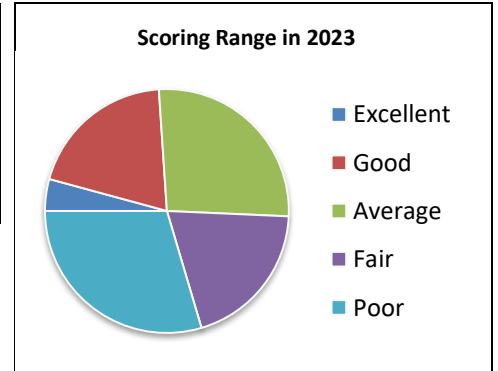
Bio Information	
Age	24
Height	5"10 (180cm)
Weight	169.4lbs (77kg)
Stance	Regular
Hometown	North Stradbroke Island, QLD
World CT Titles	-

2023 CT Stats	
Rank	4
Total Heat Wins	12
Average Heat Score	12.13
Highest Heat Score	15.93 - Semi-Finals, Rip Curl Pro Bells Beach v Filipe Toledo
Best Wave	9.00 - Round 1, Hurley Pro Sunset Beach v Nat Young, Carlos Munoz
Best Finish	1st - Rip Curl Pro Bells Beach

Career CT Stats	
Years on Tour	4 (2017-2023)
Total Heat Wins	45
Average Heat Score	11.56
Highest Heat Score	18.24 - Round 4, Hurley Pro Sunset Beach 2022 v Filipe Toledo
Total Events	33
Best Finish - 2 Titles	1st - Rip Curl Pro Bells Beach 2023 1st - Corona Open J-Bay 2022

2023 CT Finishes										
Billabong Pro Pipeline	Hurley Pro Sunset Beach	MEO Rip Curl Pro Portugal	Rip Curl Pro Bells Beach	Margaret River Pro	Surf Ranch Pro	Surf City El Salvador Pro Presented by Corona	VIVO Rio Pro presented by Corona	Corona Open J-Bay	SHISEIDO Tahiti Pro Presented by Outerknown	Rip Curl WSL Finals
17th	5th	9th	1st	-	-	-	-	-	-	-

Scoring Range in 2023		
Range	Waves Caught	Percentage of Total Waves Caught
Excellent (8.0-10)	3	4%
Good (6.0-7.9)	14	19%
Average (4.0-5.9)	19	26%
Fair (2.0-3.9)	14	19%
Poor (0-1.9)	21	29%



Career Finishes at Margaret River Main Break	
Year	Round Finish
2022	Semi-Finals
2020-21	Round 3
2017	Round 2

Italo Ferreira (BRA)



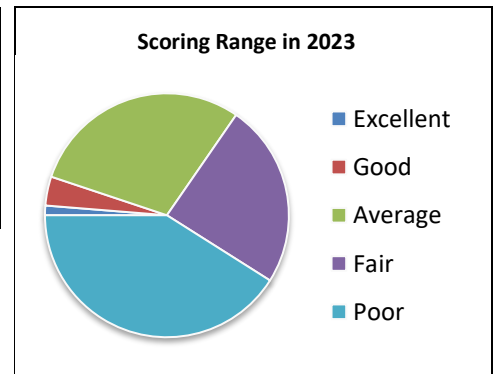
Bio Information	
Age	28
Height	5"7 (171cm)
Weight	149.6lbs (68kg)
Stance	Goofy
Hometown	Baia Formosa
World CT Titles	2019

2023 CT Stats	
Rank	17
Total Heat Wins	2
Average Heat Score	10.38
Highest Heat Score	14.73 - Round 4, MEO Rip Curl Pro Portugal v Yago Dora
Best Wave	9.33 - Round 4, MEO Rip Curl Pro Portugal v Yago Dora
Best Finish	9th - Hurley Pro Sunset Beach 9th - MEO Rip Curl Pro Portugal

Career CT Stats	
Years on Tour	8 (2015-2023)
Total Heat Wins	157
Average Heat Score	12.71
Highest Heat Score	18.87 - Final, Corona Bali Protected 2018 v Michel Bourez
Total Events	75
Best Finish - 7 Titles	1st - Rip Curl Newcastle Cup presented by Corona 2020-21 1st - Quiksilver Pro Gold Coast 2019 1st - MEO Rip Curl Pro Portugal 2019 1st - Billabong Pipe Masters 2019 1st - Rip Curl Pro Bells Beach 2018 1st - Corona Bali Protected 2018 1st - MEO Rip Curl Pro Portugal 2018

2023 CT Finishes										
Billabong Pro Pipeline	Hurley Pro Sunset Beach	MEO Rip Curl Pro Portugal	Rip Curl Pro Bells Beach	Margaret River Pro	Surf Ranch Pro	Surf City El Salvador Pro Presented by Corona	VIVO Rio Pro presented by Corona	Corona Open J-Bay	SHISEIDO Tahiti Pro Presented by Outerknown	Rip Curl WSL Finals
17th	9th	9th	17th	-	-	-	-	-	-	-

Scoring Range in 2023		
Range	Waves Caught	Percentage of Total Waves Caught
Excellent (8.0-10)	1	1%
Good (6.0-7.9)	3	3%
Average (4.0-5.9)	23	29%
Fair (2.0-3.9)	19	24%
Poor (0-1.9)	32	41%



Career Finishes at Margaret River Main Break	
Year	Round Finish
2022	Quarter-Finals
2020-21	Quarter-Finals
2019	Quarter-Finals
2018	Round 3
2016	Semi-Finals
2015	Round 3

Leonardo Fioravanti (ITA)



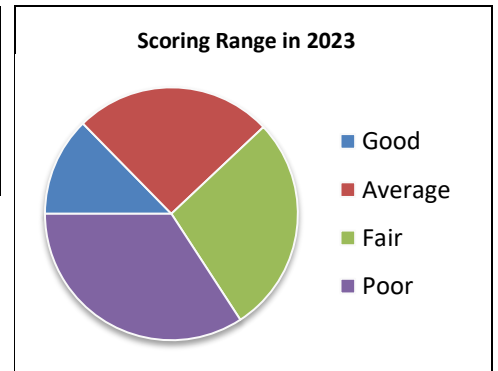
Bio Information	
Age	25
Height	5"10 (180cm)
Weight	154lbs (70kg)
Stance	Regular
Hometown	Rome
World CT Titles	-

2023 CT Stats	
Rank	10
Total Heat Wins	8
Average Heat Score	9.81
Highest Heat Score	13.83 - Round 4, Hurley Pro Sunset Beach v Jack Robinson
Best Wave	7.67 - Semi-Finals, Billabong Pro Pipeline v Caio Ibelli
Best Finish	2nd - Billabong Pro Pipeline

Career CT Stats	
Years on Tour	8 (2013-2023)
Total Heat Wins	41
Average Heat Score	10.53
Highest Heat Score	16.84 - Round 2, Rip Curl Pro Bells Beach 2017 v Sebastian Zietz
Total Events	39
Best Finish	-


2023 CT Finishes										
Billabong Pro Pipeline	Hurley Pro Sunset Beach	MEO Rip Curl Pro Portugal	Rip Curl Pro Bells Beach	Margaret River Pro	Surf Ranch Pro	Surf City El Salvador Pro Presented by Corona	VIVO Rio Pro presented by Corona	Corona Open J-Bay	SHISEIDO Tahiti Pro Presented by Outerknown	Rip Curl WSL Finals
2nd	9th	17th	17th	-	-	-	-	-	-	-

Scoring Range in 2023		
Range	Waves Caught	Percentage of Total Waves Caught
Good (6.0-7.9)	10	12%
Average (4.0-5.9)	20	25%
Fair (2.0-3.9)	22	27%
Poor (0-1.9)	27	34%



Career Finishes at Margaret River Main Break	
Year	Round Finish
2022	Round 3
2020-21	Round 3
2019	Round 3
2017	Round 2
2016	Quarter-Finals

John John Florence (HAW)



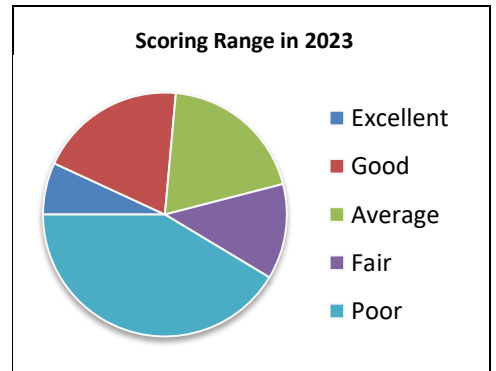
Bio Information	
Age	30
Height	6"1 (186cm)
Weight	167.2lbs (76kg)
Stance	Regular
Hometown	North Shore, Oahu
World CT Titles	2017, 2016

2023 CT Stats	
Rank	7
Total Heat Wins	9
Average Heat Score	13.35
Highest Heat Score	19.33 - Round 4, Billabong Pro Pipeline v Miguel Pupo
Best Wave	9.93 - Round 4, Billabong Pro Pipeline v Miguel Pupo
Best Finish	3rd - Rip Curl Pro Bells Beach

Career CT Stats	
Years on Tour	15 (2008-2023)
Total Heat Wins	244
Average Heat Score	14.24
Highest Heat Score	19.93 - Round 3, Billabong Pro Tahiti 2014 v Sebastian Zietz
Total Events	93
Best Finish - 8 Titles	1st - Billabong Pipe Masters presented by Hydro Flask 2020-21 1st - Rip Curl Pro Bells Beach 2019 1st - Margaret River Pro 2019 1st - Drug Aware Margaret River Pro 2017 1st - Oi Rio Pro 2016 1st - MEO Rip Curl Pro Portugal 2016 1st - Quiksilver Pro France 2014 1st - Billabong Rio Pro 2012

2023 CT Finishes										
Billabong Pro Pipeline	Hurley Pro Sunset Beach	MEO Rip Curl Pro Portugal	Rip Curl Pro Bells Beach	Margaret River Pro	Surf Ranch Pro	Surf City El Salvador Pro Presented by Corona	VIVO Rio Pro presented by Corona	Corona Open J-Bay	SHISEIDO Tahiti Pro Presented by Outerknown	Rip Curl WSL Finals
5th	9th	17th	3rd	-	-	-	-	-	-	-

Scoring Range in 2023		
Range	Waves Caught	Percentage of Total Waves Caught
Excellent (8.0-10)	6	6%
Good (6.0-7.9)	17	19%
Average (4.0-5.9)	17	19%
Fair (2.0-3.9)	11	12%
Poor (0-1.9)	36	41%



Career Finishes at Margaret River Main Break	
Year	Round Finish
2022	Final
2020-21	Quarter-Finals
2019	Final
2018	Round 3
2017	Final
2016	Round 3
2015	Final
2014	Round 3

Jerome Forrest (AUS)



Bio Information	
Age	-
Height	-
Weight	-
Stance	-
Hometown	-
World CT Titles	-

2023 CT Stats	
Rank	-
Total Heat Wins	-
Average Heat Score	-
Highest Heat Score	-
Best Wave	-
Best Finish	-

Career CT Stats	
Years on Tour	-
Total Heat Wins	-
Average Heat Score	-
Highest Heat Score	-
Total Events	-
Best Finish	-

Career Finishes at Margaret River Main Break	
Year	Round Finish
CT Debut at this Event	

Ian Gentil (HAW)



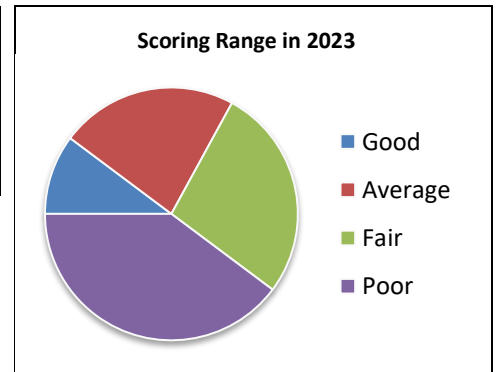
Bio Information	
Age	27
Height	6'0 (183cm)
Weight	169.4lbs (77kg)
Stance	Regular
Hometown	-
World CT Titles	-

2023 CT Stats	
Rank	17
Total Heat Wins	4
Average Heat Score	10.31
Highest Heat Score	14.34 - Round 2, Hurley Pro Sunset Beach v Keanu Asing , Connor O'Leary
Best Wave	7.67 - Round 2, Hurley Pro Sunset Beach v Keanu Asing , Connor O'Leary
Best Finish	9th - Billabong Pro Pipeline 9th - MEO Rip Curl Pro Portugal

Career CT Stats	
Years on Tour	1 (2023-2023)
Total Heat Wins	4
Average Heat Score	10.31
Highest Heat Score	14.34 - Round 2, Hurley Pro Sunset Beach 2023 v Keanu Asing , Connor O'Leary
Total Events	4
Best Finish	-

2023 CT Finishes										
Billabong Pro Pipeline	Hurley Pro Sunset Beach	MEO Rip Curl Pro Portugal	Rip Curl Pro Bells Beach	Margaret River Pro	Surf Ranch Pro	Surf City El Salvador Pro Presented by Corona	VIVO Rio Pro presented by Corona	Corona Open J-Bay	SHISEIDO Tahiti Pro Presented by Outerknown	Rip Curl WSL Finals
9th	17th	9th	17th	-	-	-	-	-	-	-

Scoring Range in 2023		
Range	Waves Caught	Percentage of Total Waves Caught
Good (6.0-7.9)	9	10%
Average (4.0-5.9)	20	22%
Fair (2.0-3.9)	24	27%
Poor (0-1.9)	35	39%



Career Finishes at Margaret River Main Break	
Year	Round Finish
CT Debut at this Event	

Reef Heazlewood (AUS)




Bio Information	
Age	23
Height	-
Weight	-
Stance	Goofy
Hometown	Sunshine Coast, QLD
World CT Titles	-

2023 CT Stats	
Rank	-
Total Heat Wins	-
Average Heat Score	-
Highest Heat Score	-
Best Wave	-
Best Finish	-

Career CT Stats	
Years on Tour	2 (2019-2020)
Total Heat Wins	4
Average Heat Score	10.68
Highest Heat Score	16.07 - Round 3, Quiksilver Pro Gold Coast 2019 v Julian Wilson
Total Events	4
Best Finish	-

Career Finishes at Margaret River Main Break	
Year	Round Finish
2020-21	Round 2

Maxime Huscenot (FRA)



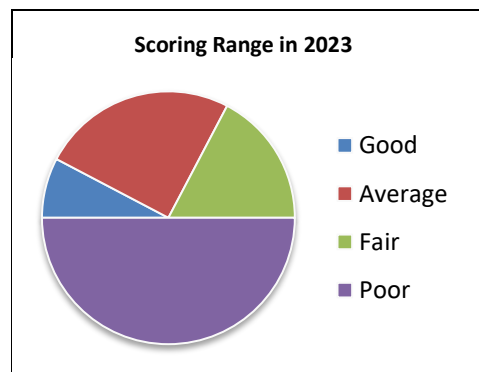
Bio Information	
Age	30
Height	5"10 (180cm)
Weight	149.6lbs (68kg)
Stance	Regular
Hometown	Reunion Islands
World CT Titles	-

2023 CT Stats	
Rank	29
Total Heat Wins	1
Average Heat Score	8.55
Highest Heat Score	13.50 - Round 3, Rip Curl Pro Bells Beach v Caio Ibelli
Best Wave	7.77 - Round 2, MEO Rip Curl Pro Portugal v Gabriel Medina, Callum Robson
Best Finish	9th - Rip Curl Pro Bells Beach

Career CT Stats	
Years on Tour	3 (2010-2023)
Total Heat Wins	2
Average Heat Score	8.43
Highest Heat Score	16.04 - Round 3, Quiksilver Pro France 2015 v Mick Fanning
Total Events	6
Best Finish	-

2023 CT Finishes										
Billabong Pro Pipeline	Hurley Pro Sunset Beach	MEO Rip Curl Pro Portugal	Rip Curl Pro Bells Beach	Margaret River Pro	Surf Ranch Pro	Surf City El Salvador Pro Presented by Corona	VIVO Rio Pro presented by Corona	Corona Open J-Bay	SHISEIDO Tahiti Pro Presented by Outerknown	Rip Curl WSL Finals
17th	33rd	32nd	9th	-	-	-	-	-	-	-

Scoring Range in 2023		
Range	Waves Caught	Percentage of Total Waves Caught
Good (6.0-7.9)	4	7%
Average (4.0-5.9)	13	25%
Fair (2.0-3.9)	9	17%
Poor (0-1.9)	26	50%



Career Finishes at Margaret River Main Break	
Year	Round Finish
CT Debut at this Event	

Caio Ibelli (BRA)



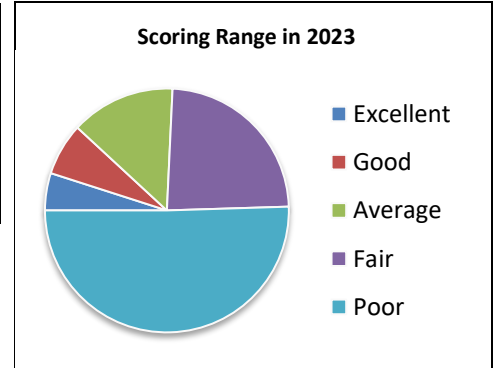
Bio Information	
Age	29
Height	5'8 (174cm)
Weight	149.6lbs (68kg)
Stance	Regular
Hometown	Sao Paulo
World CT Titles	-

2023 CT Stats	
Rank	7
Total Heat Wins	8
Average Heat Score	10.55
Highest Heat Score	16.33 - Round 4, Hurley Pro Sunset Beach v Miguel Pupo
Best Wave	9.00 - Quarter-Finals, Billabong Pro Pipeline v Liam O'Brien
Best Finish	3rd - Billabong Pro Pipeline

Career CT Stats	
Years on Tour	8 (2015-2023)
Total Heat Wins	72
Average Heat Score	10.79
Highest Heat Score	18.64 - Round 4, Tahiti Pro Teahupo'o 2019 v Jack Freestone
Total Events	59
Best Finish	2nd - Rip Curl Pro Bells Beach 2017

2023 CT Finishes										
Billabong Pro Pipeline	Hurley Pro Sunset Beach	MEO Rip Curl Pro Portugal	Rip Curl Pro Bells Beach	Margaret River Pro	Surf Ranch Pro	Surf City El Salvador Pro Presented by Corona	VIVO Rio Pro presented by Corona	Corona Open J-Bay	SHISEIDO Tahiti Pro Presented by Outerknown	Rip Curl WSL Finals
3rd	5th	9th	17th	-	-	-	-	-	-	-

Scoring Range in 2023		
Range	Waves Caught	Percentage of Total Waves Caught
Excellent (8.0-10)	5	4%
Good (6.0-7.9)	7	6%
Average (4.0-5.9)	14	13%
Fair (2.0-3.9)	24	23%
Poor (0-1.9)	51	50%



Career Finishes at Margaret River Main Break	
Year	Round Finish
2022	Round 4
2020-21	Round 4
2019	Semi-Finals
2017	Round 3
2016	Quarter-Finals

Kanoa Igarashi (JAP)



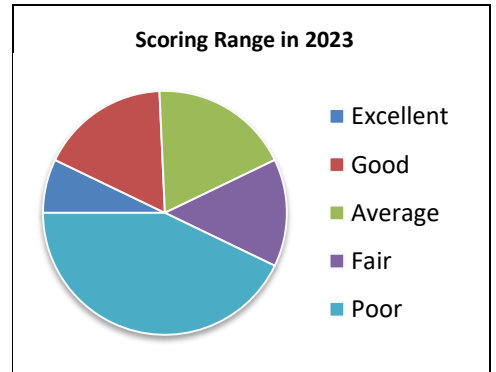
Bio Information	
Age	25
Height	5"10 (180cm)
Weight	165lbs (75kg)
Stance	Regular
Hometown	Huntington Beach, California
World CT Titles	-

2023 CT Stats	
Rank	17
Total Heat Wins	6
Average Heat Score	11.32
Highest Heat Score	16.4 - Round 1, Rip Curl Pro Bells Beach v Gabriel Medina, Liam O'Brien
Best Wave	8.50 - Round 4, Rip Curl Pro Bells Beach v Griffin Colapinto
Best Finish	9th - Hurley Pro Sunset Beach 9th - Rip Curl Pro Bells Beach

Career CT Stats	
Years on Tour	7 (2016-2023)
Total Heat Wins	101
Average Heat Score	11.38
Highest Heat Score	18.04 - Round 4, Corona Open J-Bay 2018 v Gabriel Medina, Griffin Colapinto
Total Events	66
Best Finish	1st - Corona Bali Protected 2019

2023 CT Finishes										
Billabong Pro Pipeline	Hurley Pro Sunset Beach	MEO Rip Curl Pro Portugal	Rip Curl Pro Bells Beach	Margaret River Pro	Surf Ranch Pro	Surf City El Salvador Pro Presented by Corona	VIVO Rio Pro presented by Corona	Corona Open J-Bay	SHISEIDO Tahiti Pro Presented by Outerknown	Rip Curl WSL Finals
17th	9th	17th	9th	-	-	-	-	-	-	-

Scoring Range in 2023		
Range	Waves Caught	Percentage of Total Waves Caught
Excellent (8.0-10)	5	7%
Good (6.0-7.9)	12	17%
Average (4.0-5.9)	13	18%
Fair (2.0-3.9)	10	14%
Poor (0-1.9)	30	42%



Career Finishes at Margaret River Main Break	
Year	Round Finish
2022	Round 3
2020-21	Round 4
2019	Round 4
2018	Round 2
2017	Round 3
2016	Round 3

Ezekiel Lau (HAW)



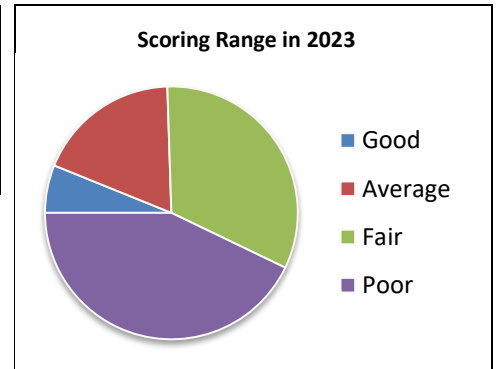
Bio Information	
Age	29
Height	6"2 (188cm)
Weight	202.4lbs (92kg)
Stance	Regular
Hometown	Honolulu, Oahu
World CT Titles	-

2023 CT Stats	
Rank	35
Total Heat Wins	0
Average Heat Score	7.94
Highest Heat Score	12.76 - Round 3, Rip Curl Pro Bells Beach v Joao Chianca
Best Wave	6.93 - Round 3, Rip Curl Pro Bells Beach v Joao Chianca
Best Finish	17th - Billabong Pro Pipeline 17th - Rip Curl Pro Bells Beach

Career CT Stats	
Years on Tour	6 (2013-2023)
Total Heat Wins	31
Average Heat Score	10.96
Highest Heat Score	18.60 - Quarter-Finals, Rip Curl Pro Bells Beach 2017 v Filipe Toledo
Total Events	43
Best Finish	-


2023 CT Finishes										
Billabong Pro Pipeline	Hurley Pro Sunset Beach	MEO Rip Curl Pro Portugal	Rip Curl Pro Bells Beach	Margaret River Pro	Surf Ranch Pro	Surf City El Salvador Pro Presented by Corona	VIVO Rio Pro presented by Corona	Corona Open J-Bay	SHISEIDO Tahiti Pro Presented by Outerknown	Rip Curl WSL Finals
17th	33rd	32nd	17th	-	-	-	-	-	-	-

Scoring Range in 2023		
Range	Waves Caught	Percentage of Total Waves Caught
Good (6.0-7.9)	3	6%
Average (4.0-5.9)	9	18%
Fair (2.0-3.9)	16	32%
Poor (0-1.9)	21	42%



Career Finishes at Margaret River Main Break	
Year	Round Finish
2022	Round 3
2019	Round 3
2018	Round 2
2017	Round 2

Barron Mamiya (HAW)



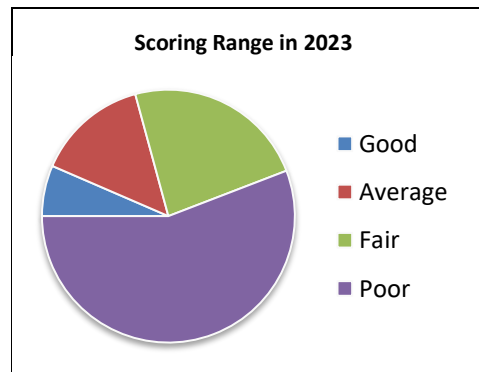
Bio Information	
Age	23
Height	5'8 (175cm)
Weight	136.4lbs (62kg)
Stance	Regular
Hometown	Haleiwa, Oahu
World CT Titles	-

2023 CT Stats	
Rank	26
Total Heat Wins	3
Average Heat Score	9.58
Highest Heat Score	12.17 - Round 3, MEO Rip Curl Pro Portugal v Leonardo Fioravanti
Best Wave	7.83 - Round 1, Rip Curl Pro Bells Beach v John John Florence, Morgan Cibilic
Best Finish	9th - MEO Rip Curl Pro Portugal

Career CT Stats	
Years on Tour	4 (2018-2023)
Total Heat Wins	14
Average Heat Score	9.91
Highest Heat Score	17.00 - Final, Hurley Pro Sunset Beach 2022 v Kanoa Igarashi
Total Events	15
Best Finish	1st - Hurley Pro Sunset Beach 2022

2023 CT Finishes										
Billabong Pro Pipeline	Hurley Pro Sunset Beach	MEO Rip Curl Pro Portugal	Rip Curl Pro Bells Beach	Margaret River Pro	Surf Ranch Pro	Surf City El Salvador Pro Presented by Corona	VIVO Rio Pro presented by Corona	Corona Open J-Bay	SHISEIDO Tahiti Pro Presented by Outerknown	Rip Curl WSL Finals
17th	17th	9th	17th	-	-	-	-	-	-	-

Scoring Range in 2023		
Range	Waves Caught	Percentage of Total Waves Caught
Good (6.0-7.9)	5	6%
Average (4.0-5.9)	11	14%
Fair (2.0-3.9)	18	23%
Poor (0-1.9)	43	55%



Career Finishes at Margaret River Main Break	
Year	Round Finish
2022	Round 4

Jake Marshall (USA)



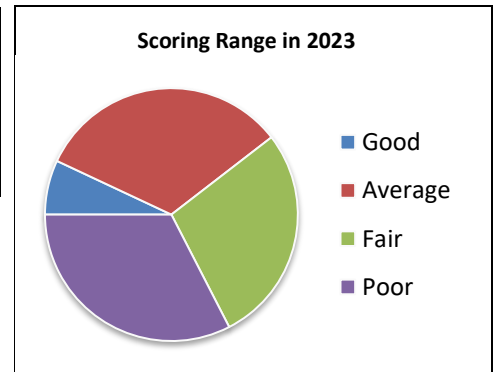
Bio Information	
Age	24
Height	5"11 (182cm)
Weight	162.8lbs (74kg)
Stance	Regular
Hometown	Encinitas
World CT Titles	-

2023 CT Stats	
Rank	30
Total Heat Wins	1
Average Heat Score	10.05
Highest Heat Score	11.83 - Round 1, Hurley Pro Sunset Beach v Jack Robinson, Eli Hanneman
Best Wave	7.50 - Round 1, Billabong Pro Pipeline v Kanoa Igarashi, Joao Chianca
Best Finish	17th - Billabong Pro Pipeline 17th - Hurley Pro Sunset Beach 17th - MEO Rip Curl Pro Portugal

Career CT Stats	
Years on Tour	2 (2022-2023)
Total Heat Wins	9
Average Heat Score	9.39
Highest Heat Score	13.93 - Round 3, Hurley Pro Sunset Beach 2022 v John John Florence
Total Events	14
Best Finish	-

2023 CT Finishes										
Billabong Pro Pipeline	Hurley Pro Sunset Beach	MEO Rip Curl Pro Portugal	Rip Curl Pro Bells Beach	Margaret River Pro	Surf Ranch Pro	Surf City El Salvador Pro Presented by Corona	VIVO Rio Pro presented by Corona	Corona Open J-Bay	SHISEIDO Tahiti Pro Presented by Outerknown	Rip Curl WSL Finals
17th	17th	17th	33rd	-	-	-	-	-	-	-

Scoring Range in 2023		
Range	Waves Caught	Percentage of Total Waves Caught
Good (6.0-7.9)	3	6%
Average (4.0-5.9)	14	32%
Fair (2.0-3.9)	12	27%
Poor (0-1.9)	14	32%



Career Finishes at Margaret River Main Break	
Year	Round Finish
2022	Round 3

Matthew McGillivray (ZAF)



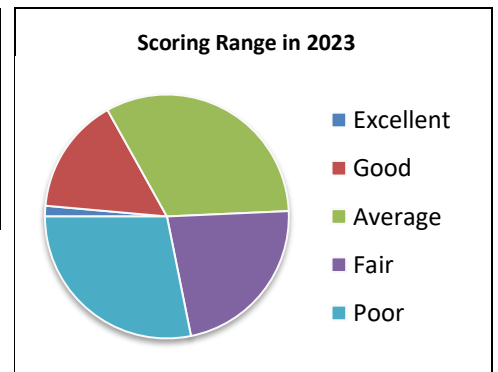
Bio Information	
Age	26
Height	5'8 (175cm)
Weight	138.6lbs (63kg)
Stance	Regular
Hometown	Jeffreys Bay, Natal
World CT Titles	-

2023 CT Stats	
Rank	12
Total Heat Wins	5
Average Heat Score	10.89
Highest Heat Score	15.17 - Round 4, Hurley Pro Sunset Beach v Kanoa Igarashi
Best Wave	8.00 - Round 4, Hurley Pro Sunset Beach v Kanoa Igarashi
Best Finish	5th - Hurley Pro Sunset Beach 5th - Rip Curl Pro Bells Beach

Career CT Stats	
Years on Tour	4 (2018-2023)
Total Heat Wins	23
Average Heat Score	11.17
Highest Heat Score	17.33 - Round 1, Boost Mobile Margaret River Pro presented by Corona 2020-21 v Conner Coffin, Wade Carmichael
Total Events	22
Best Finish	-

2023 CT Finishes										
Billabong Pro Pipeline	Hurley Pro Sunset Beach	MEO Rip Curl Pro Portugal	Rip Curl Pro Bells Beach	Margaret River Pro	Surf Ranch Pro	Surf City El Salvador Pro Presented by Corona	VIVO Rio Pro presented by Corona	Corona Open J-Bay	SHISEIDO Tahiti Pro Presented by Outerknown	Rip Curl WSL Finals
33rd	5th	17th	5th	-	-	-	-	-	-	-

Scoring Range in 2023		
Range	Waves Caught	Percentage of Total Waves Caught
Excellent (8.0-10)	1	1%
Good (6.0-7.9)	11	15%
Average (4.0-5.9)	23	32%
Fair (2.0-3.9)	16	22%
Poor (0-1.9)	20	28%



Career Finishes at Margaret River Main Break	
Year	Round Finish
2022	Semi-Finals
2020-21	Semi-Finals

Gabriel Medina (BRA)



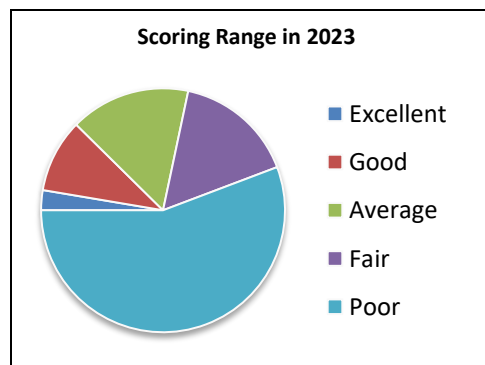
Bio Information	
Age	29
Height	5'10 (180cm)
Weight	176lbs (80kg)
Stance	Goofy
Hometown	Maresias, Sao Paulo
World CT Titles	2020-21, 2018, 2014

2023 CT Stats	
Rank	11
Total Heat Wins	7
Average Heat Score	11.97
Highest Heat Score	15.94 - Round 3, Hurley Pro Sunset Beach v Rio Waida
Best Wave	9.33 - Round 3, Billabong Pro Pipeline v Jake Marshall
Best Finish	9th - Billabong Pro Pipeline 9th - Hurley Pro Sunset Beach 9th - MEO Rip Curl Pro Portugal 9th - Rip Curl Pro Bells Beach

Career CT Stats	
Years on Tour	13 (2010-2023)
Total Heat Wins	295
Average Heat Score	13.33
Highest Heat Score	19.83 - Round 4, Quiksilver Pro France 2015 v Matt Wilkinson, Owen Wright
Total Events	113
Best Finish – 16 Titles	1st - Rip Curl Narrabeen Classic presented by Corona 2020-21 1st - Rip Curl Rottneest Search presented by Corona 2020-21 1st - Corona Open J-Bay 2019 1st - Freshwater Pro 2019 1st - Tahiti Pro Teahupoo 2018 1st - Surf Ranch Open 2018 1st - Billabong Pipe Masters 2018 1st - Quiksilver Pro France 2017 1st - MEO Rip Curl Pro Portugal 2017 1st - Fiji Pro 2016 1st - Quiksilver Pro France 2015 1st - Quiksilver Pro Gold Coast 2014 1st - Fiji Pro 2014 1st - Billabong Pro Tahiti 2014 1st - Quiksilver Pro France 2011 1st - Rip Curl Search 2011


2023 CT Finishes										
Billabong Pro Pipeline	Hurley Pro Sunset Beach	MEO Rip Curl Pro Portugal	Rip Curl Pro Bells Beach	Margaret River Pro	Surf Ranch Pro	Surf City El Salvador Pro Presented by Corona	VIVO Rio Pro presented by Corona	Corona Open J-Bay	SHISEIDO Tahiti Pro Presented by Outerknown	Rip Curl WSL Finals
9th	9th	9th	9th	-	-	-	-	-	-	-

Scoring Range in 2023		
Range	Waves Caught	Percentage of Total Waves Caught
Excellent (8.0-10)	3	2%
Good (6.0-7.9)	11	9%
Average (4.0-5.9)	18	15%
Fair (2.0-3.9)	18	15%
Poor (0-1.9)	63	55%



Career Finishes at Margaret River Main Break	
Year	Round Finish
2020-21	Round 4
2019	Round 3
2018	Quarter-Finals
2017	Round 2
2016	Round 5
2015	Round 2
2014	Quarter-Finals

Seth Moniz (HAW)



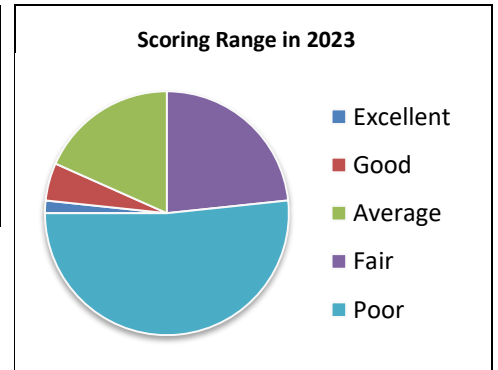
Bio Information	
Age	25
Height	5"6 (170cm)
Weight	149.6lbs (68kg)
Stance	Regular
Hometown	Honolulu, Oahu
World CT Titles	-

2023 CT Stats	
Rank	17
Total Heat Wins	4
Average Heat Score	8.95
Highest Heat Score	12.13 - Round 1, Hurley Pro Sunset Beach v Keanu Asing , Italo Ferreira
Best Wave	8.33 - Round 1, Hurley Pro Sunset Beach v Keanu Asing , Italo Ferreira
Best Finish	9th - Billabong Pro Pipeline 9th - Hurley Pro Sunset Beach

Career CT Stats	
Years on Tour	5 (2018-2023)
Total Heat Wins	33
Average Heat Score	10.28
Highest Heat Score	17.93 - Quarter-Finals, Billabong Pro Pipeline 2022 v John John Florence
Total Events	30
Best Finish	2nd - Billabong Pro Pipeline 2022

2023 CT Finishes										
Billabong Pro Pipeline	Hurley Pro Sunset Beach	MEO Rip Curl Pro Portugal	Rip Curl Pro Bells Beach	Margaret River Pro	Surf Ranch Pro	Surf City El Salvador Pro Presented by Corona	VIVO Rio Pro presented by Corona	Corona Open J-Bay	SHISEIDO Tahiti Pro Presented by Outerknown	Rip Curl WSL Finals
9th	9th	17th	17th	-	-	-	-	-	-	-

Scoring Range in 2023		
Range	Waves Caught	Percentage of Total Waves Caught
Excellent (8.0-10)	1	1%
Good (6.0-7.9)	3	5%
Average (4.0-5.9)	11	18%
Fair (2.0-3.9)	14	23%
Poor (0-1.9)	31	51%



Career Finishes at Margaret River Main Break	
Year	Round Finish
2022	Round 2
2020-21	Quarter-Finals
2019	Quarter-Finals

Carlos Munoz (CRI)



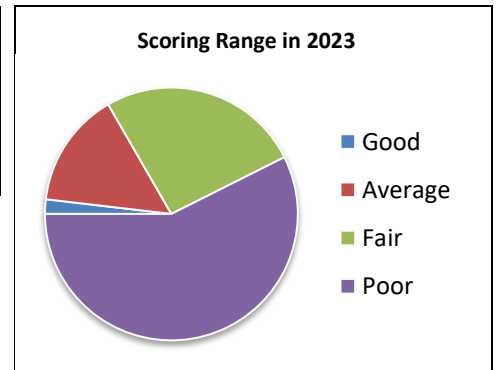
Bio Information	
Age	30
Height	0"0 (-1cm)
Weight	-2.2lbs (-1kg)
Stance	Regular
Hometown	Puntarenas
World CT Titles	-

2023 CT Stats	
Rank	30
Total Heat Wins	0
Average Heat Score	7.11
Highest Heat Score	10.43 - Round 3, Hurley Pro Sunset Beach v Jack Robinson
Best Wave	6.93 - Round 3, Hurley Pro Sunset Beach v Jack Robinson
Best Finish	17th - Billabong Pro Pipeline 17th - Hurley Pro Sunset Beach 17th - MEO Rip Curl Pro Portugal

Career CT Stats	
Years on Tour	3 (2014-2023)
Total Heat Wins	3
Average Heat Score	8.38
Highest Heat Score	13.90 - Round 1, Hurley Pro Trestles 2014 v Gabriel Medina, Adam Melling
Total Events	7
Best Finish	-


2023 CT Finishes										
Billabong Pro Pipeline	Hurley Pro Sunset Beach	MEO Rip Curl Pro Portugal	Rip Curl Pro Bells Beach	Margaret River Pro	Surf Ranch Pro	Surf City El Salvador Pro Presented by Corona	VIVO Rio Pro presented by Corona	Corona Open J-Bay	SHISEIDO Tahiti Pro Presented by Outerknown	Rip Curl WSL Finals
17th	17th	17th	33rd	-	-	-	-	-	-	-

Scoring Range in 2023		
Range	Waves Caught	Percentage of Total Waves Caught
Good (6.0-7.9)	1	1%
Average (4.0-5.9)	8	14%
Fair (2.0-3.9)	14	25%
Poor (0-1.9)	31	57%



Career Finishes at Margaret River Main Break	
Year	Round Finish
CT Debut at this Event	

Liam O'Brien (AUS)



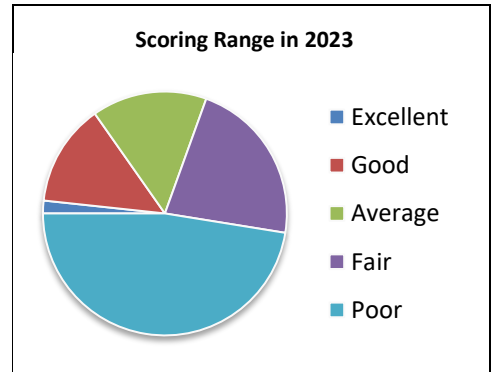
Bio Information	
Age	23
Height	5"10 (180cm)
Weight	165lbs (75kg)
Stance	Regular
Hometown	
World CT Titles	-

2023 CT Stats	
Rank	21
Total Heat Wins	4
Average Heat Score	9.82
Highest Heat Score	15.17 - Round 2, Rip Curl Pro Bells Beach v Ezekiel Lau, Callum Robson
Best Wave	8.17 - Round 2, Rip Curl Pro Bells Beach v Ezekiel Lau, Callum Robson
Best Finish	5th - Billabong Pro Pipeline

Career CT Stats	
Years on Tour	3 (2020-2023)
Total Heat Wins	7
Average Heat Score	9.86
Highest Heat Score	15.17 - Round 2, Rip Curl Pro Bells Beach 2023 v Ezekiel Lau, Callum Robson
Total Events	6
Best Finish	-

2023 CT Finishes										
Billabong Pro Pipeline	Hurley Pro Sunset Beach	MEO Rip Curl Pro Portugal	Rip Curl Pro Bells Beach	Margaret River Pro	Surf Ranch Pro	Surf City El Salvador Pro Presented by Corona	VIVO Rio Pro presented by Corona	Corona Open J-Bay	SHISEIDO Tahiti Pro Presented by Outerknown	Rip Curl WSL Finals
5th	17th	17th	17th	-	-	-	-	-	-	-

Scoring Range in 2023		
Range	Waves Caught	Percentage of Total Waves Caught
Excellent (8.0-10)	1	1%
Good (6.0-7.9)	8	13%
Average (4.0-5.9)	9	15%
Fair (2.0-3.9)	13	22%
Poor (0-1.9)	28	47%



Career Finishes at Margaret River Main Break	
Year	Round Finish
CT Debut at this Event	

Connor O'Leary (AUS)



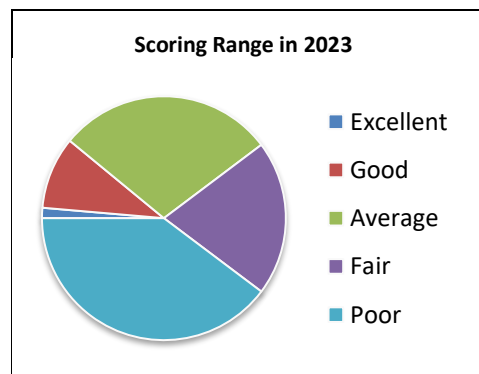
Bio Information	
Age	29
Height	6'0 (185cm)
Weight	187lbs (85kg)
Stance	Goofy
Hometown	Cronulla, NSW
World CT Titles	-

2023 CT Stats	
Rank	12
Total Heat Wins	5
Average Heat Score	10.77
Highest Heat Score	15.73 - Round 3, Rip Curl Pro Bells Beach v Nat Young
Best Wave	8.23 - Round 3, Rip Curl Pro Bells Beach v Nat Young
Best Finish	5th - MEO Rip Curl Pro Portugal 5th - Rip Curl Pro Bells Beach

Career CT Stats	
Years on Tour	5 (2017-2023)
Total Heat Wins	47
Average Heat Score	11.21
Highest Heat Score	18.20 - Round 2, Oi Rio Pro 2017 v Stuart Kennedy
Total Events	43
Best Finish	-

2023 CT Finishes										
Billabong Pro Pipeline	Hurley Pro Sunset Beach	MEO Rip Curl Pro Portugal	Rip Curl Pro Bells Beach	Margaret River Pro	Surf Ranch Pro	Surf City El Salvador Pro Presented by Corona	VIVO Rio Pro presented by Corona	Corona Open J-Bay	SHISEIDO Tahiti Pro Presented by Outerknown	Rip Curl WSL Finals
17th	33rd	5th	5th	-	-	-	-	-	-	-

Scoring Range in 2023		
Range	Waves Caught	Percentage of Total Waves Caught
Excellent (8.0-10)	1	1%
Good (6.0-7.9)	7	9%
Average (4.0-5.9)	21	28%
Fair (2.0-3.9)	15	20%
Poor (0-1.9)	29	39%



Career Finishes at Margaret River Main Break	
Year	Round Finish
2022	Round 3
2020-21	Round 3
2018	Round 4
2017	Round 3

Samuel Pupo (BRA)



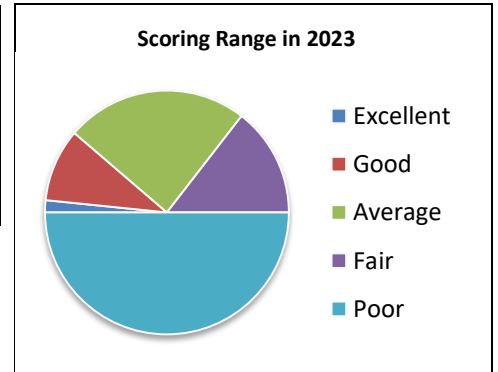
Bio Information	
Age	22
Height	0"0 (-1cm)
Weight	-2.2lbs (-1kg)
Stance	Regular
Hometown	Itanhaem, Sao Paulo
World CT Titles	-

2023 CT Stats	
Rank	21
Total Heat Wins	3
Average Heat Score	10.07
Highest Heat Score	14.40 - Round 3, MEO Rip Curl Pro Portugal v Kanoa Igarashi
Best Wave	8.00 - Round 1, Rip Curl Pro Bells Beach v Yago Dora, Jake Marshall
Best Finish	5th - MEO Rip Curl Pro Portugal

Career CT Stats	
Years on Tour	4 (2017-2023)
Total Heat Wins	18
Average Heat Score	9.12
Highest Heat Score	17.00 - Round 3, Oi Rio Pro 2022 v Caio Ibelli
Total Events	16
Best Finish	-


2023 CT Finishes											
Billabong Pro Pipeline	Hurley Pro Sunset Beach	MEO Rip Curl Pro Portugal	Rip Curl Pro Bells Beach	Margaret River Pro	Surf Ranch Pro	Surf City El Salvador Pro Presented by Corona	VIVO Rio Pro presented by Corona	Corona Open J-Bay	SHISEIDO Tahiti Pro Presented by Outerknown	Rip Curl WSL Finals	
17th	17th	5th	17th	-	-	-	-	-	-	-	-

Scoring Range in 2023		
Range	Waves Caught	Percentage of Total Waves Caught
Excellent (8.0-10)	1	1%
Good (6.0-7.9)	6	9%
Average (4.0-5.9)	15	24%
Fair (2.0-3.9)	9	14%
Poor (0-1.9)	31	50%



Career Finishes at Margaret River Main Break	
Year	Round Finish
2022	Round 4

Callum Robson (AUS)



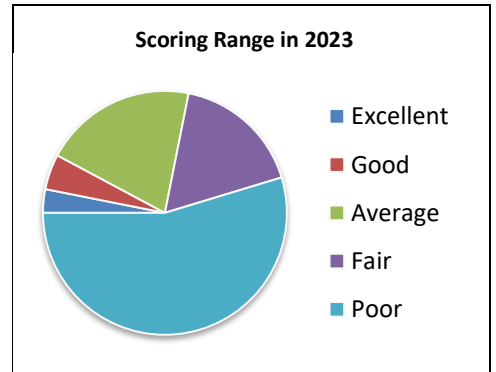
Bio Information	
Age	22
Height	5"10 (178cm)
Weight	173.8lbs (79kg)
Stance	Regular
Hometown	Evans Head, NSW
World CT Titles	-

2023 CT Stats	
Rank	14
Total Heat Wins	4
Average Heat Score	8.69
Highest Heat Score	15.40 - Quarter-Finals, MEO Rip Curl Pro Portugal v Samuel Pupo
Best Wave	10.00 - Round 2, MEO Rip Curl Pro Portugal v Gabriel Medina, Maxime Huscenot
Best Finish	3rd - MEO Rip Curl Pro Portugal

Career CT Stats	
Years on Tour	2 (2022-2023)
Total Heat Wins	18
Average Heat Score	9.56
Highest Heat Score	15.57 - Round 2, Oi Rio Pro 2022 v Gabriel Medina
Total Events	14
Best Finish	-

2023 CT Finishes										
Billabong Pro Pipeline	Hurley Pro Sunset Beach	MEO Rip Curl Pro Portugal	Rip Curl Pro Bells Beach	Margaret River Pro	Surf Ranch Pro	Surf City El Salvador Pro Presented by Corona	VIVO Rio Pro presented by Corona	Corona Open J-Bay	SHISEIDO Tahiti Pro Presented by Outerknown	Rip Curl WSL Finals
9th	17th	3rd	33rd	-	-	-	-	-	-	-

Scoring Range in 2023		
Range	Waves Caught	Percentage of Total Waves Caught
Excellent (8.0-10)	2	3%
Good (6.0-7.9)	3	4%
Average (4.0-5.9)	13	20%
Fair (2.0-3.9)	11	17%
Poor (0-1.9)	35	54%



Career Finishes at Margaret River Main Break	
Year	Round Finish
2022	Round 4

Michael Rodrigues (BRA)



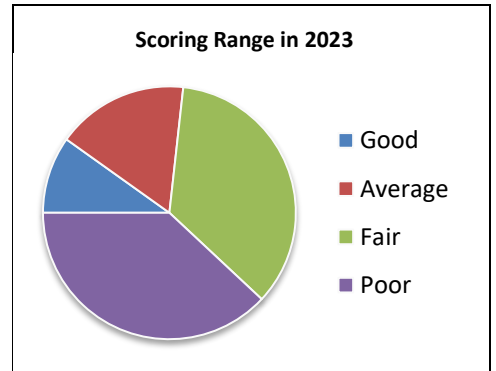
Bio Information	
Age	28
Height	5'8 (175cm)
Weight	165lbs (75kg)
Stance	Regular
Hometown	Florianopolis
World CT Titles	-

2023 CT Stats	
Rank	26
Total Heat Wins	2
Average Heat Score	9.05
Highest Heat Score	14.47 - Round 1, Rip Curl Pro Bells Beach v Jordy Smith, Callum Robson
Best Wave	7.50 - Round 1, Rip Curl Pro Bells Beach v Jordy Smith, Callum Robson
Best Finish	9th - Rip Curl Pro Bells Beach

Career CT Stats	
Years on Tour	4 (2018-2023)
Total Heat Wins	24
Average Heat Score	9.99
Highest Heat Score	15.00 - Round 3, Quiksilver Pro Gold Coast 2018 v Jordy Smith
Total Events	27
Best Finish	-

2023 CT Finishes											
Billabong Pro Pipeline	Hurley Pro Sunset Beach	MEO Rip Curl Pro Portugal	Rip Curl Pro Bells Beach	Margaret River Pro	Surf Ranch Pro	Surf City El Salvador Pro Presented by Corona	VIVO Rio Pro presented by Corona	Corona Open J-Bay	SHISEIDO Tahiti Pro Presented by Outerknown	Rip Curl WSL Finals	
17th	17th	17th	9th	-	-	-	-	-	-	-	-

Scoring Range in 2023		
Range	Waves Caught	Percentage of Total Waves Caught
Good (6.0-7.9)	7	9%
Average (4.0-5.9)	12	16%
Fair (2.0-3.9)	25	35%
Poor (0-1.9)	27	38%



Career Finishes at Margaret River Main Break	
Year	Round Finish
2019	Round 3
2018	Round 4

Kelly Slater (USA)



Bio Information	
Age	51
Height	5'8 (175cm)
Weight	158.4lbs (72kg)
Stance	Regular
Hometown	Cocoa Beach, Florida
World CT Titles	2011, 2010, 2008, 2006, 2005, 1998, 1997, 1996, 1995, 1994, 1992

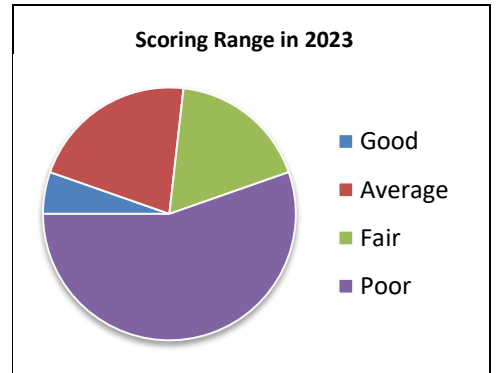
2023 CT Stats	
Rank	26
Total Heat Wins	3
Average Heat Score	8.56
Highest Heat Score	12.00 - Round 2, Rip Curl Pro Bells Beach v Connor O'Leary, Carlos Munoz
Best Wave	7.33 - Round 3, MEO Rip Curl Pro Portugal v Joao Chianca
Best Finish	9th - Hurley Pro Sunset Beach

Career CT Stats	
Years on Tour	34 (1989-2023)
Total Heat Wins	862
Average Heat Score	22.04
Highest Heat Score	101.90 - Round 3, Quiksilver Lacanau Pro 1990 v Nicky Wood
Total Events	288
Best Finish - 56 Titles	1st - Billabong Pro Pipeline 2022 1st - Billabong Pro Tahiti 2016 1st - Quiksilver Pro Gold Coast 2013 1st - Volcom Fiji Pro 2013 1st - Billabong Pipeline Masters 2013 1st - Volcom Fiji Pro 2012 1st - Hurley Pro Trestles 2012 1st - Quiksilver Pro France 2012 1st - Quiksilver Pro Gold Coast 2011 1st - Billabong Pro Tahiti 2011 1st - Hurley Pro Trestles 2011 1st - Rip Curl Pro Bells Beach 2010 1st - Hurley Pro Trestles 2010 1st - Rip Curl Pro Portugal 2010 1st - Rip Curl Search 2010 1st - Hang Loose Santa Catarina Pro 2009 1st - Quiksilver Pro Gold Coast 2008 1st - Rip Curl Pro Bells Beach 2008 1st - Boost Mobile Pro 2008 1st - Billabong Pipeline Masters 2008 1st - Globe Pro Fiji 2008 1st - Billabong Pro J-Bay 2008 1st - Boost Mobile Pro 2007 1st - Quiksilver Pro Gold Coast 2006 1st - Rip Curl Pro Bells Beach 2006 1st - Billabong Pro Tahiti 2005 1st - Globe WCT Fiji 2005 1st - Billabong Pro J-Bay 2005 1st - Boost Mobile Pro 2005 1st - Billabong Pro Tahiti 2003 1st - Billabong Pro J-Bay 2003 1st - Billabong Pro Mundaka 2003 1st - Nova Schin Festival Brazil 2003 1st - Gotcha Pro Tahiti 2000 1st - Mountain Dew Gerry Lopez Pipe Masters 1999 1st - Billabong Pro Gold Coast 1998 1st - Coca-Cola Surf Classic 1997 1st - Billabong Pro Gold Coast 1997 1st - Tokushima Pro 1997 1st - Marui Pro 1997 1st - Kaiser Summer Surf 1997 1st - Coke Surf Classic 1996 1st - Rip Curl Pro Saint Leu 1996 1st - CSI Presents the Billabong Pro 1996 1st - US Open of Surfing 1996 1st - Rip Curl Pro Hossegor 1996 1st - Quiksilver Surf Masters 1996

1st - Chiemsee Gerry Lopez Pipe Masters 1996 1st - Quiksilver Pro 1995 1st - Chiemsee Pipe Masters 1995 1st - Rip Curl Pro Bells Beach 1994 1st - Chiemsee Gerry Lopez Pipe Masters 1994 1st - Gotcha Lacanau Pro 1994 1st - Marui Pro 1993 1st - Rip Curl Pro Landes 1992 1st - Marui Masters Pipeline 1992
--

2023 CT Finishes										
Billabong Pro Pipeline	Hurley Pro Sunset Beach	MEO Rip Curl Pro Portugal	Rip Curl Pro Bells Beach	Margaret River Pro	Surf Ranch Pro	Surf City El Salvador Pro Presented by Corona	VIVO Rio Pro presented by Corona	Corona Open J-Bay	SHISEIDO Tahiti Pro Presented by Outerknown	Rip Curl WSL Finals
17th	9th	17th	17th	-	-	-	-	-	-	-

Scoring Range in 2023		
Range	Waves Caught	Percentage of Total Waves Caught
Good (6.0-7.9)	3	5%
Average (4.0-5.9)	12	21%
Fair (2.0-3.9)	10	17%
Poor (0-1.9)	31	55%



Career Finishes at Margaret River Main Break	
Year	Round Finish
2022	Round 3
2019	Round 4
2017	Round 3
2016	Round 2
2015	Quarter-Finals
2014	Semi-Finals

Jordy Smith (ZAF)



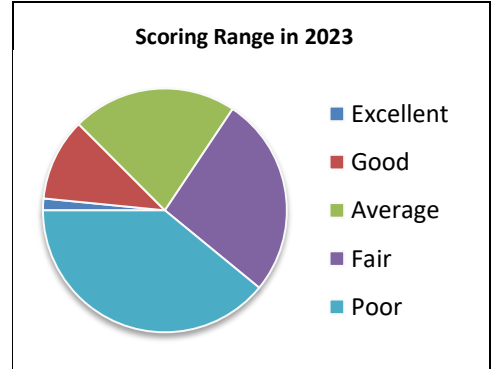
Bio Information	
Age	35
Height	6"3 (191cm)
Weight	189.2lbs (86kg)
Stance	Regular
Hometown	Durban
World CT Titles	-

2023 CT Stats	
Rank	15
Total Heat Wins	4
Average Heat Score	11.21
Highest Heat Score	13.50 - Round 4, Billabong Pro Pipeline v Ian Gentil
Best Wave	8.50 - Round 3, Billabong Pro Pipeline v Nat Young
Best Finish	5th - Billabong Pro Pipeline

Career CT Stats	
Years on Tour	17 (2006-2023)
Total Heat Wins	289
Average Heat Score	13.12
Highest Heat Score	20.00 - Round 3, Corona Open J-Bay 2017 v Leonardo Fioravanti
Total Events	140
Best Finish - 6 Titles	1st - Rip Curl Pro Bells Beach 2017 1st - Hurley Pro Trestles 2016 1st - Hurley Pro Trestles 2014 1st - Billabong Rio Pro 2013 1st - Billabong Pro J-Bay 2011 1st - Billabong Pro J-Bay 2010

2023 CT Finishes										
Billabong Pro Pipeline	Hurley Pro Sunset Beach	MEO Rip Curl Pro Portugal	Rip Curl Pro Bells Beach	Margaret River Pro	Surf Ranch Pro	Surf City El Salvador Pro Presented by Corona	VIVO Rio Pro presented by Corona	Corona Open J-Bay	SHISEIDO Tahiti Pro Presented by Outerknown	Rip Curl WSL Finals
5th	17th	17th	9th	-	-	-	-	-	-	-

Scoring Range in 2023		
Range	Waves Caught	Percentage of Total Waves Caught
Excellent (8.0-10)	1	1%
Good (6.0-7.9)	7	10%
Average (4.0-5.9)	14	21%
Fair (2.0-3.9)	17	26%
Poor (0-1.9)	25	39%



Career Finishes at Margaret River Main Break	
Year	Round Finish
2022	Quarter-Finals
2020-21	Final
2019	Quarter-Finals
2018	Quarter-Finals
2017	Quarter-Finals
2016	Round 5
2015	Round 3
2014	Quarter-Finals

Jack Thomas (AUS)



Bio Information	
Age	-
Height	-
Weight	-
Stance	-
Hometown	-
World CT Titles	-

2023 CT Stats	
Rank	-
Total Heat Wins	-
Average Heat Score	-
Highest Heat Score	-
Best Wave	-
Best Finish	-

Career CT Stats	
Years on Tour	1 (2022-2022)
Total Heat Wins	0
Average Heat Score	8.42
Highest Heat Score	9.94 - Round 2, Margaret River Pro 2022 v Jadson Andre, Kelly Slater
Total Events	1
Best Finish	-

Career Finishes at Margaret River Main Break	
Year	Round Finish
2022	Round 2

Filipe Toledo (BRA)



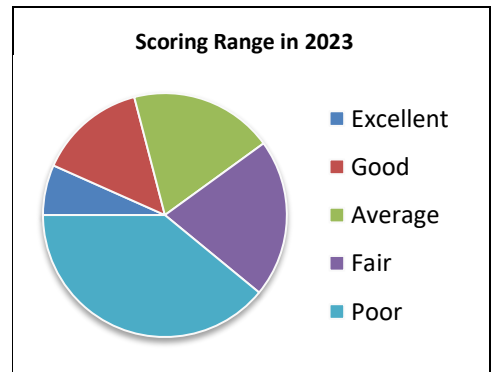
Bio Information	
Age	28
Height	5'8 (175cm)
Weight	140.8lbs (64kg)
Stance	Regular
Hometown	Ubatuba, Sao Paulo
World CT Titles	2022

2023 CT Stats	
Rank	3
Total Heat Wins	12
Average Heat Score	11.65
Highest Heat Score	17.74 - Final, Hurley Pro Sunset Beach v Griffin Colapinto
Best Wave	9.47 - Final, Hurley Pro Sunset Beach v Griffin Colapinto
Best Finish	1st - Hurley Pro Sunset Beach

Career CT Stats	
Years on Tour	10 (2013-2023)
Total Heat Wins	215
Average Heat Score	13.15
Highest Heat Score	19.87 - Final, Oi Rio Pro 2015 v Bede Durbidge
Total Events	95
Best Finish - 13 Titles	1st - Hurley Pro Sunset Beach 2023 1st - Rip Curl Pro Bells Beach 2022 1st - Oi Rio Pro 2022 1st - Boost Mobile Margaret River Pro presented by Corona 2020-21 1st - Jeep Surf Ranch Pro presented by Adobe 2020-21 1st - Oi Rio Pro 2019 1st - Oi Rio Pro 2018 1st - Corona Open J-Bay 2018 1st - Hurley Pro 2017 1st - Corona Open J-Bay 2017 1st - Quiksilver Pro Gold Coast 2015 1st - Oi Rio Pro 2015 1st - Moche Rip Curl Pro Portugal 2015

2023 CT Finishes										
Billabong Pro Pipeline	Hurley Pro Sunset Beach	MEO Rip Curl Pro Portugal	Rip Curl Pro Bells Beach	Margaret River Pro	Surf Ranch Pro	Surf City El Salvador Pro Presented by Corona	VIVO Rio Pro presented by Corona	Corona Open J-Bay	SHISEIDO Tahiti Pro Presented by Outerknown	Rip Curl WSL Finals
5th	1st	17th	3rd	-	-	-	-	-	-	-

Scoring Range in 2023		
Range	Waves Caught	Percentage of Total Waves Caught
Excellent (8.0-10)	7	6%
Good (6.0-7.9)	15	14%
Average (4.0-5.9)	20	19%
Fair (2.0-3.9)	22	20%
Poor (0-1.9)	41	39%



Career Finishes at Margaret River Main Break	
Year	Round Finish
2022	Round 4
2020-21	Final
2019	Round 3
2018	Quarter-Finals
2017	Semi-Finals
2015	Round 2
2014	Round 5

Rio Waida (IND)



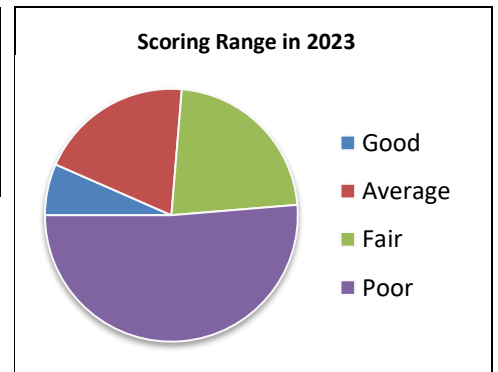
Bio Information	
Age	23
Height	-
Weight	-
Stance	Regular
Hometown	Bali
World CT Titles	-

2023 CT Stats	
Rank	16
Total Heat Wins	5
Average Heat Score	9.51
Highest Heat Score	15.16 - Round 1, MEO Rip Curl Pro Portugal v Gabriel Medina, Jordy Smith
Best Wave	7.83 - Round 1, MEO Rip Curl Pro Portugal v Gabriel Medina, Jordy Smith
Best Finish	5th - MEO Rip Curl Pro Portugal

Career CT Stats	
Years on Tour	4 (2019-2023)
Total Heat Wins	8
Average Heat Score	9.98
Highest Heat Score	15.16 - Round 1, MEO Rip Curl Pro Portugal 2023 v Gabriel Medina, Jordy Smith
Total Events	7
Best Finish	-

2023 CT Finishes										
Billabong Pro Pipeline	Hurley Pro Sunset Beach	MEO Rip Curl Pro Portugal	Rip Curl Pro Bells Beach	Margaret River Pro	Surf Ranch Pro	Surf City El Salvador Pro Presented by Corona	VIVO Rio Pro presented by Corona	Corona Open J-Bay	SHISEIDO Tahiti Pro Presented by Outerknown	Rip Curl WSL Finals
9th	17th	5th	33rd	-	-	-	-	-	-	-

Scoring Range in 2023		
Range	Waves Caught	Percentage of Total Waves Caught
Good (6.0-7.9)	5	6%
Average (4.0-5.9)	15	19%
Fair (2.0-3.9)	17	22%
Poor (0-1.9)	39	51%



Career Finishes at Margaret River Main Break	
Year	Round Finish
CT Debut at this Event	

Jacob Willcox (AUS)



Bio Information	
Age	25
Height	5"10 (180cm)
Weight	143lbs (65kg)
Stance	Goofy
Hometown	Margaret River, W.A
World CT Titles	-

2023 CT Stats	
Rank	-
Total Heat Wins	-
Average Heat Score	-
Highest Heat Score	-
Best Wave	-
Best Finish	-

Career CT Stats	
Years on Tour	7 (2013-2022)
Total Heat Wins	7
Average Heat Score	10.84
Highest Heat Score	15.30 - Round 1, Boost Mobile Margaret River Pro presented by Corona 2020-21 v Italo Ferreira, Jack Robinson
Total Events	12
Best Finish	-

Career Finishes at Margaret River Main Break	
Year	Round Finish
2022	Round 2
2020-21	Round 3
2019	Round 2
2017	Round 3
2016	Round 2

Nat Young (USA)



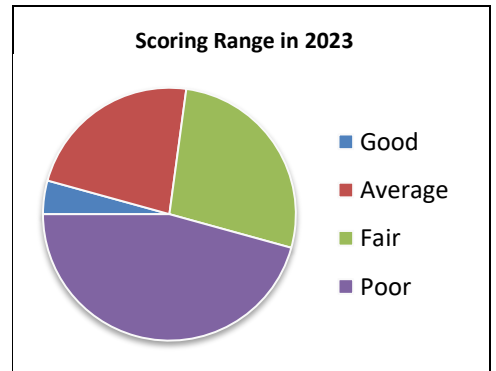
Bio Information	
Age	31
Height	5"10 (180cm)
Weight	158.4lbs (72kg)
Stance	Goofy
Hometown	Santa Cruz, California
World CT Titles	-

2023 CT Stats	
Rank	21
Total Heat Wins	3
Average Heat Score	9.49
Highest Heat Score	12.10 - Round 4, Hurley Pro Sunset Beach v John John Florence
Best Wave	7.60 - Round 4, Hurley Pro Sunset Beach v John John Florence
Best Finish	5th - Hurley Pro Sunset Beach

Career CT Stats	
Years on Tour	9 (2012-2023)
Total Heat Wins	89
Average Heat Score	11.74
Highest Heat Score	18.23 - Round 2, Volcom Fiji Pro 2013 v Filipe Toledo
Total Events	68
Best Finish	-

2023 CT Finishes										
Billabong Pro Pipeline	Hurley Pro Sunset Beach	MEO Rip Curl Pro Portugal	Rip Curl Pro Bells Beach	Margaret River Pro	Surf Ranch Pro	Surf City El Salvador Pro Presented by Corona	VIVO Rio Pro presented by Corona	Corona Open J-Bay	SHISEIDO Tahiti Pro Presented by Outerknown	Rip Curl WSL Finals
17th	5th	17th	17th	-	-	-	-	-	-	-

Scoring Range in 2023		
Range	Waves Caught	Percentage of Total Waves Caught
Good (6.0-7.9)	3	4%
Average (4.0-5.9)	16	22%
Fair (2.0-3.9)	19	27%
Poor (0-1.9)	32	45%



Career Finishes at Margaret River Main Break	
Year	Round Finish
2022	Quarter-Finals
2017	Round 3
2016	Quarter-Finals
2015	Semi-Finals
2014	Quarter-Finals