





## FIXTURES & RESULTS 2023

Date	Location	Country	Event	Winner	Runner-Up
Jan 29-Feb 10	Banzai Pipeline	Hawaii	Billabong Pro Pipeline	Carissa Moore	Tyler Wright
Feb 12-23	Sunset Beach	Hawaii	Hurley Pro Sunset Beach	Molly Picklum	Caroline Marks
Mar 08-16	Peniche	Portugal	MEO Rip Curl Pro Portugal	Caitlin Simmers	Courtney Conlogue
Apr 04-14	Bells Beach	Australia	Rip Curl Pro Bells Beach	Tyler Wright	Molly Picklum
Apr 20-30	Margaret River Main Break	Australia	Margaret River Pro	-	-
May 27-28	Surf Ranch	USA	Surf Ranch Pro	-	-
Jun 09-18	Punta Roca	El Salvador	Surf City El Salvador Pro	-	-
Jun 23-Jul 01	Saquarema	Brazil	VIVO Rio Pro Presented By Corona	-	-
Jul 13-22	Jeffery's Bay	South Africa	Corona Open J-Bay	-	-
Aug 11-20	Teahupoo	Tahiti	SHISEIDO Tahiti Pro Presented By Outerknown	-	-
Sep 07-15	Lower Trestles	USA	Rip Curl WSL Finals	-	-

## PAST WORLD CHAMPIONS (1977-2022)

Season	Winner	Country
1977	Margo Oberg	Hawaii
1978	Lynne Boyer	Hawaii
1979	Lynne Boyer	Hawaii
1980	Margo Oberg	Hawaii
1981	Margo Oberg	Hawaii
1982	Debbie Beacham	USA
1983-84	Kim Mearig	USA
1984-85	Freida Zamba	USA
1985-86	Freida Zamba	USA
1986-87	Freida Zamba	USA
1987-88	Wendy Botha	South Africa
1988	Freida Zamba	USA
1989	Wendy Botha	Australia
1990	Pam Burridge	Australia
1991	Wendy Botha	Australia
1992	Wendy Botha	Australia
1993	Pauline Menczer	Australia
1994	Lisa Andersen	USA
1995	Lisa Andersen	USA
1996	Lisa Andersen	USA
1997	Lisa Andersen	USA
1998	Layne Beachley	Australia
1999	Layne Beachley	Australia
2000	Layne Beachley	Australia
2001	Layne Beachley	Australia
2002	Layne Beachley	Australia
2003	Layne Beachley	Australia
2004	Sofia Mulanovich	Peru
2005	Chelsea Hedges	Australia
2006	Layne Beachley	Australia
2007	Stephanie Gilmore	Australia
2008	Stephanie Gilmore	Australia
2009	Stephanie Gilmore	Australia
2010	Stephanie Gilmore	Australia
2011	Carissa Moore	Hawaii
2012	Stephanie Gilmore	Australia
2013	Carissa Moore	Hawaii
2014	Stephanie Gilmore	Australia
2015	Carissa Moore	Hawaii
2016	Tyler Wright	Australia
2017	Tyler Wright	Australia
2018	Stephanie Gilmore	Australia
2019	Carissa Moore	Hawaii
2020-21	Carissa Moore	Hawaii
2022	Stephanie Gilmore	Australia

## MARGARET RIVER MAIN BREAK EVENT HISTORY (1989-2022)

Season	Winner	Country	Stance	Score	Runner-Up
1989	Wendy Botha	AUS	Regular	77.50	Pauline Menczer
1990	Wendy Botha	AUS	Regular	107.30	Jodie Cooper
1992	Jodie Cooper	AUS	Regular	30.90	Vanessa Osborne
1993	Pam Burridge	AUS	Goofy	-	Pauline Menczer (2), Vanessa Osborne (3), Melanie Redman-Carr (4)
1996	Pam Burridge	AUS	Goofy	-	Jodie Cooper (2), Rochelle Ballard (3), Pauline Menczer (4)
2013	Carissa Moore	HAW	Regular	11.00	Tyler Wright
2014	Carissa Moore	HAW	Regular	15.73	Tyler Wright
2015	Courtney Conlogue	USA	Regular	16.93	Carissa Moore
2016	Tyler Wright	AUS	Regular	18.67	Courtney Conlogue
2017	Sally Fitzgibbons	AUS	Regular	14.90	Tyler Wright
2018	Johanne Defay	FRA	Regular	13.13	Tatiana Weston-Webb
2019	Lakey Peterson	USA	Regular	13.33	Tatiana Weston-Webb
2020-21	Tatiana Weston-Webb	BRA	Goofy	16.23	Stephanie Gilmore
2022	Isabella Nichols	AUS	Regular	12.94	Gabriela Bryan

## EVENT MULTIPLE WINNERS (1989-2022)

Total Victories	Surfer	Country	Years
2	Carissa Moore	HAW	2013, 2014
2	Pam Burrige	AUS	1993, 1996
2	Wendy Botha	AUS, ZAF(1983- 1988)	1989, 1990

## EVENT APPEARANCE RECORDS (1989-2022)

Total Events	Surfer	Span
9	Sally Fitzgibbons	2013-2022
9	Stephanie Gilmore	2013-2022
9	Carissa Moore	2013-2022
9	Malia Manuel	2013-2022
8	Tyler Wright	2013-2022
8	Courtney Conlogue	2013-2022
8	Johanne Defay	2014-2022
7	Tatiana Weston-Webb	2015-2022
7	Nikki van Dijk	2014-2021
7	Lakey Peterson	2013-2022
7	Coco Ho	2013-2019

# WSL 2023 CT SEASON LEADERS

Average Heat Score	
Surfer	Average
Molly Picklum	11.10
Carissa Moore	10.97
Caroline Marks	10.46
Tyler Wright	10.41
Stephanie Gilmore	10.18
Kobie Enright	10.03
Caitlin Simmers	10.02
Sophie McCulloch	10.02
Gabriela Bryan	9.96
Lahey Peterson	9.79

Highest Scoring Heat		
Surfer	Heat Score	Event
Sally Fitzgibbons	16.57	Rip Curl Pro Bells Beach
Stephanie Gilmore	16.16	Rip Curl Pro Bells Beach
Tyler Wright	16.00	Rip Curl Pro Bells Beach
Caroline Marks	15.83	Rip Curl Pro Bells Beach
Caitlin Simmers	15.16	MEO Rip Curl Pro Portugal
Gabriela Bryan	15.00	Hurley Pro Sunset Beach
Molly Picklum	14.74	Rip Curl Pro Bells Beach
Bettylou Sakura Johnson	14.54	Rip Curl Pro Bells Beach
Carissa Moore	14.33	Rip Curl Pro Bells Beach
Stephanie Gilmore	14.17	Hurley Pro Sunset Beach

Average Wave Score	
Surfer	Average
Caroline Marks	3.43
Gabriela Bryan	3.36
Molly Picklum	3.35
Zoe McDougall	3.34
Sally Fitzgibbons	3.33
Luana Silva	3.32
Lahey Peterson	3.25
Carissa Moore	3.20
Stephanie Gilmore	3.13
Kobie Enright	3.08

Most Total Heat Wins	
Surfer	Heat Wins
Molly Picklum	12
Tyler Wright	10
Carissa Moore	9
Caitlin Simmers	7
Caroline Marks	7
Bettylou Sakura Johnson	5
Gabriela Bryan	5
Stephanie Gilmore	5
Courtney Conlogue	4
Sally Fitzgibbons	4

Total Waves Caught	
Surfer	Total Waves
Tyler Wright	103
Molly Picklum	91
Tatiana Weston-Webb	84
Caitlin Simmers	79
Carissa Moore	75
Courtney Conlogue	74
Bettylou Sakura Johnson	73
Stephanie Gilmore	67
Isabella Nichols	64
Caroline Marks	61

Highest Scoring Wave		
Surfer	Heat Score	Event
Courtney Conlogue	9.00	Final,Heat 1,Wave 1,MEO Rip Curl Pro Portugal
Stephanie Gilmore	8.83	Round 1,Heat 6,Wave 7,Rip Curl Pro Bells Beach
Caitlin Simmers	8.67	Semi-Finals,Heat 2,Wave 1,MEO Rip Curl Pro Portugal
Sally Fitzgibbons	8.50	Round 1,Heat 5,Wave 2,Rip Curl Pro Bells Beach
Caroline Marks	8.33	Round 1,Heat 4,Wave 2,Rip Curl Pro Bells Beach
Tyler Wright	8.17	Final,Heat 1,Wave 5,Rip Curl Pro Bells Beach
Sally Fitzgibbons	8.07	Round 1,Heat 5,Wave 3,Rip Curl Pro Bells Beach
Bettylou Sakura Johnson	8.00	Round 1,Heat 1,Wave 1,Rip Curl Pro Bells Beach
Carissa Moore	8.00	Semi-Finals,Heat 2,Wave 3,Billabong Pro Pipeline
Gabriela Bryan	8.00	Quarter-Finals,Heat 3,Wave 3,Hurley Pro Sunset Beach
Molly Picklum	8.00	Round 1,Heat 2,Wave 2,Rip Curl Pro Bells Beach
Molly Picklum	8.00	Round 1,Heat 6,Wave 2,Billabong Pro Pipeline
Tyler Wright	8.00	Semi-Finals,Heat 1,Wave 2,Billabong Pro Pipeline
Tyler Wright	8.00	Quarter-Finals,Heat 2,Wave 6,Hurley Pro Sunset Beach
Tyler Wright	8.00	Semi-Finals,Heat 1,Wave 7,Rip Curl Pro Bells Beach

Highest % of Excellent Scores of total waves caught	
Surfer	Excellent Scores (8.0 – 10.0)
Sally Fitzgibbons	3%
Tyler Wright	3%
Molly Picklum	2%
Gabriela Bryan	1%
Caroline Marks	1%
Carissa Moore	1%
Stephanie Gilmore	1%
Courtney Conlogue	1%
Caitlin Simmers	1%
Bettylou Sakura Johnson	1%

# 2023 SURFERS BIOS

## Gabriela Bryan (HAW)



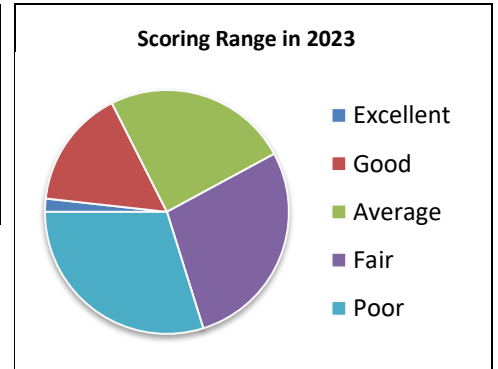
Bio Information	
Age	21
Height	-
Weight	-
Stance	Regular
Hometown	Kilauea, Kauai
World CT Titles	-

2023 CT Stats	
Rank	7
Total Heat Wins	5
Average Heat Score	9.96
Highest Heat Score	15.00 - Quarter-Finals, Hurley Pro Sunset Beach v Carissa Moore
Best Wave	8.00 - Quarter-Finals, Hurley Pro Sunset Beach v Carissa Moore
Best Finish	3rd - Hurley Pro Sunset Beach

Career CT Stats	
Years on Tour	2 (2019-2023)
Total Heat Wins	5
Average Heat Score	10.35
Highest Heat Score	15.00 - Quarter-Finals, Hurley Pro Sunset Beach 2023 v Carissa Moore
Total Events	15
Best Finish	-

2023 CT Finishes										
Billabong Pro Pipeline	Hurley Pro Sunset Beach	MEO Rip Curl Pro Portugal	Rip Curl Pro Bells Beach	Margaret River Pro	Surf Ranch Pro	Surf City El Salvador Pro	VIVO Rio Pro Presented By Corona	Corona Open J-Bay	SHISEIDO Tahiti Pro Presented By Outerknown	Rip Curl WSL Finals
5th	3rd	9th	9th	-	-	-	-	-	-	-

Scoring Range in 2023		
Range	Waves Caught	Percentage of Total Waves Caught
Excellent (8.0-10)	1	1%
Good (6.0-7.9)	9	15%
Average (4.0-5.9)	14	24%
Fair (2.0-3.9)	16	28%
Poor (0-1.9)	17	29%



Career Finishes at Margaret River Main Break	
Year	Round Finish
2022	Final



## Macy Callaghan (AUS)



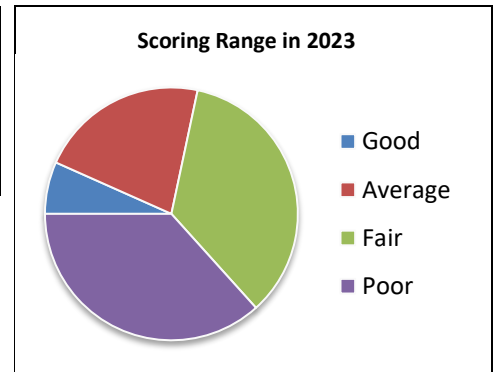
Bio Information	
Age	22
Height	5'8 (175cm)
Weight	136.4lbs (62kg)
Stance	Regular
Hometown	Avoca Beach, NSW
World CT Titles	-

2023 CT Stats	
Rank	10
Total Heat Wins	4
Average Heat Score	8.93
Highest Heat Score	13.50 - Round 1, Rip Curl Pro Bells Beach v Johanne Defay, Molly Picklum
Best Wave	7.17 - Round 1, Rip Curl Pro Bells Beach v Johanne Defay, Molly Picklum
Best Finish	3rd - MEO Rip Curl Pro Portugal

Career CT Stats	
Years on Tour	4 (2017-2023)
Total Heat Wins	9
Average Heat Score	9.81
Highest Heat Score	14.33 - Semi-Finals, Roxy Pro France 2018 v Bronte Macaulay
Total Events	29
Best Finish	-

2023 CT Finishes										
Billabong Pro Pipeline	Hurley Pro Sunset Beach	MEO Rip Curl Pro Portugal	Rip Curl Pro Bells Beach	Margaret River Pro	Surf Ranch Pro	Surf City El Salvador Pro	VIVO Rio Pro Presented By Corona	Corona Open J-Bay	SHISEIDO Tahiti Pro Presented By Outerknown	Rip Curl WSL Finals
9th	9th	3rd	9th	-	-	-	-	-	-	-

Scoring Range in 2023		
Range	Waves Caught	Percentage of Total Waves Caught
Good (6.0-7.9)	4	6%
Average (4.0-5.9)	13	21%
Fair (2.0-3.9)	21	35%
Poor (0-1.9)	22	36%



Career Finishes at Margaret River Main Break	
Year	Round Finish
2020-21	Round 3
2019	Round 2
2018	Round 2

# Courtney Conlogue (USA)



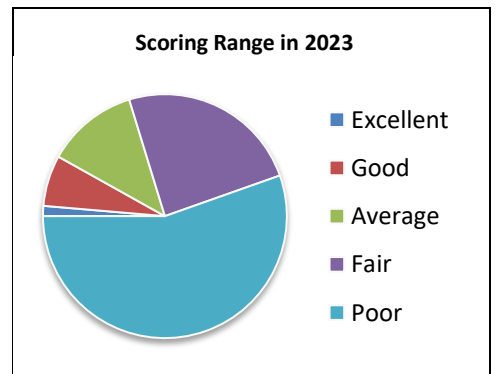
Bio Information	
Age	30
Height	5'9 (177cm)
Weight	138.6lbs (63kg)
Stance	Regular
Hometown	Santa Ana, California
World CT Titles	-

2023 CT Stats	
Rank	14
Total Heat Wins	4
Average Heat Score	9.42
Highest Heat Score	12.84 - Round 3, MEO Rip Curl Pro Portugal v Gabriela Bryan
Best Wave	9 - Final, MEO Rip Curl Pro Portugal v Caitlin Simmers
Best Finish	2nd - MEO Rip Curl Pro Portugal

Career CT Stats	
Years on Tour	11 (2006-2023)
Total Heat Wins	179
Average Heat Score	12.64
Highest Heat Score	19.40 - Round 4, Target Maui Pro 2014 v Coco Ho
Total Events	96
Best Finish - 13 Titles	1st - Outerknown Tahiti Pro 2022 1st - Rip Curl Pro Bells Beach 2019 1st - Roxy Pro France 2018 1st - Vans US Open of Surfing 2018 1st - Rip Curl Women's Pro Bells Beach 2017 1st - Outerknown Fiji Women's Pro 2017 1st - Rip Curl Women's Pro Bells Beach 2016 1st - Cascais Women's Pro 2016 1st - Women's Drug Aware Margaret River Pro 2015 1st - Oi Rio Women's Pro 2015 1st - Cascais Women's Pro 2015 1st - TSB Bank NZ Surf Festival 2013 1st - Commonwealth Bank Beachley Classic 2012


2023 CT Finishes										
Billabong Pro Pipeline	Hurley Pro Sunset Beach	MEO Rip Curl Pro Portugal	Rip Curl Pro Bells Beach	Margaret River Pro	Surf Ranch Pro	Surf City El Salvador Pro	VIVO Rio Pro Presented By Corona	Corona Open J-Bay	SHISEIDO Tahiti Pro Presented By Outerknown	Rip Curl WSL Finals
17th	17th	2nd	9th	-	-	-	-	-	-	-

Scoring Range in 2023		
Range	Waves Caught	Percentage of Total Waves Caught
Excellent (8.0-10)	1	1%
Good (6.0-7.9)	5	6%
Average (4.0-5.9)	9	12%
Fair (2.0-3.9)	18	24%
Poor (0-1.9)	41	55%



Career Finishes at Margaret River Main Break	
Year	Round Finish
2022	Semi-Finals
2020-21	Round 2
2019	Quarter-Finals
2017	Quarter-Finals
2016	Final
2015	Final
2014	Quarter-Finals
2013	Quarter-Finals

## Johanne Defay (FRA)



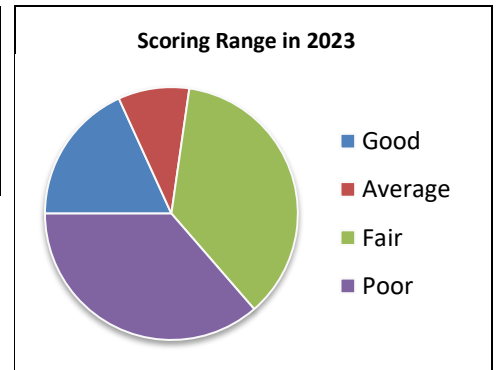
Bio Information	
Age	29
Height	5"4 (165cm)
Weight	132lbs (60kg)
Stance	Regular
Hometown	La Reunion
World CT Titles	-

2023 CT Stats	
Rank	19
Total Heat Wins	0
Average Heat Score	9.37
Highest Heat Score	13.16 - Round 1, Rip Curl Pro Bells Beach v Macy Callaghan, Molly Picklum
Best Wave	6.83 - Round 1, Rip Curl Pro Bells Beach v Macy Callaghan, Molly Picklum
Best Finish	17th - Rip Curl Pro Bells Beach

Career CT Stats	
Years on Tour	8 (2012-2023)
Total Heat Wins	88
Average Heat Score	11.56
Highest Heat Score	18.60 - Round 4, Fiji Women's Pro 2015 v Tyler Wright
Total Events	81
Best Finish - 5 Titles	1st - Roxy Pro G-Land 2022 1st - Jeep Surf Ranch Pro presented by Adobe 2020-21 1st - Margaret River Pro/ Uluwatu CT 2018 1st - Fiji Women's Pro 2016 1st - Women's Vans US Open of Surfing 2015

2023 CT Finishes										
Billabong Pro Pipeline	Hurley Pro Sunset Beach	MEO Rip Curl Pro Portugal	Rip Curl Pro Bells Beach	Margaret River Pro	Surf Ranch Pro	Surf City El Salvador Pro	VIVO Rio Pro Presented By Corona	Corona Open J-Bay	SHISEIDO Tahiti Pro Presented By Outerknown	Rip Curl WSL Finals
-	-	-	17th	-	-	-	-	-	-	-

Scoring Range in 2023		
Range	Waves Caught	Percentage of Total Waves Caught
Good (6.0-7.9)	2	18%
Average (4.0-5.9)	1	9%
Fair (2.0-3.9)	4	36%
Poor (0-1.9)	4	36%



Career Finishes at Margaret River Main Break	
Year	Round Finish
2022	Quarter-Finals
2020-21	Quarter-Finals
2019	Round 3
2018	Final
2017	Round 4
2016	Round 2
2015	Round 4
2014	Round 4

# Sally Fitzgibbons (AUS)



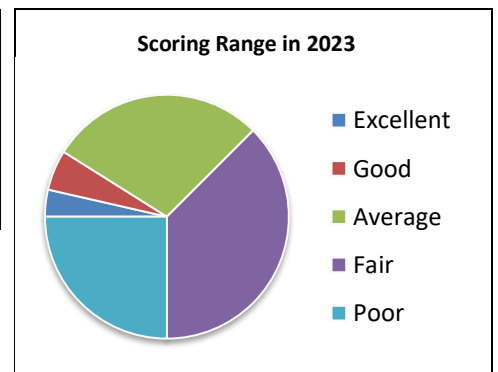
Bio Information	
Age	32
Height	5'6 (170cm)
Weight	129.8lbs (59kg)
Stance	Regular
Hometown	Gerroa, NSW
World CT Titles	-

2023 CT Stats	
Rank	13
Total Heat Wins	4
Average Heat Score	9.61
Highest Heat Score	16.57 - Round 1, Rip Curl Pro Bells Beach v Tyler Wright, Gabriela Bryan
Best Wave	8.50 - Round 1, Rip Curl Pro Bells Beach v Tyler Wright, Gabriela Bryan
Best Finish	5th - MEO Rip Curl Pro Portugal

Career CT Stats	
Years on Tour	14 (2007-2023)
Total Heat Wins	250
Average Heat Score	13.30
Highest Heat Score	19.77 - Quarter-Finals, Roxy Pro France 2013 v Stephanie Gilmore
Total Events	119
Best Finish - 12 Titles	1st - Rip Curl Rottneest Search presented by Corona 2020-21 1st - Oi Rio Pro 2019 1st - Women's Drug Aware Margaret River Pro 2017 1st - Fiji Women's Pro 2015 1st - Rio Women's Pro 2014 1st - Fiji Women's Pro 2014 1st - Roxy Pro France 2013 1st - Rip Curl Women's Pro Bells Beach 2012 1st - Billabong Rio Pro 2012 1st - Rip Curl Women's Pro Bells Beach 2011 1st - Subaru Pro TSB Bank Women's Surf Festival 2011 1st - Nike US Open of Surfing 2011

2023 CT Finishes										
Billabong Pro Pipeline	Hurley Pro Sunset Beach	MEO Rip Curl Pro Portugal	Rip Curl Pro Bells Beach	Margaret River Pro	Surf Ranch Pro	Surf City El Salvador Pro	VIVO Rio Pro Presented By Corona	Corona Open J-Bay	SHISEIDO Tahiti Pro Presented By Outerknown	Rip Curl WSL Finals
9th	9th	5th	9th	-	-	-	-	-	-	-

Scoring Range in 2023		
Range	Waves Caught	Percentage of Total Waves Caught
Excellent (8.0-10)	2	3%
Good (6.0-7.9)	3	5%
Average (4.0-5.9)	16	28%
Fair (2.0-3.9)	21	37%
Poor (0-1.9)	14	25%



Career Finishes at Margaret River Main Break	
Year	Round Finish
2022	Round 3
2020-21	Quarter-Finals
2019	Semi-Finals
2018	Round 3
2017	Final
2016	Quarter-Finals
2015	Semi-Finals
2014	Semi-Finals
2013	Semi-Finals

## Stephanie Gilmore (AUS)



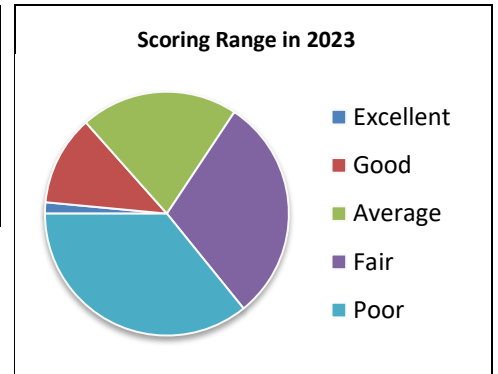
Bio Information	
Age	35
Height	5"10 (178cm)
Weight	147.4lbs (67kg)
Stance	Regular
Hometown	Kingscliff, NSW
World CT Titles	2022, 2018, 2014, 2012, 2010, 2009, 2008, 2007

2023 CT Stats	
Rank	9
Total Heat Wins	5
Average Heat Score	10.18
Highest Heat Score	16.16 - Round 1, Rip Curl Pro Bells Beach v Courtney Conlogue, Brisa Hennessy
Best Wave	8.83 - Round 1, Rip Curl Pro Bells Beach v Courtney Conlogue, Brisa Hennessy
Best Finish	3rd - Rip Curl Pro Bells Beach

Career CT Stats	
Years on Tour	16 (2005-2023)
Total Heat Wins	309
Average Heat Score	13.49
Highest Heat Score	19.77 - Round 2, Roxy Pro Gold Coast 2016 v Coco Ho
Total Events	134
Best Finish - 33 Titles	1st - Surf City El Salvador Pro 2022 1st - Corona Open Mexico presented by Quiksilver 2020-21 1st - Corona Bali Protected 2019 1st - Hawaii Pro 2019 1st - Rip Curl Women's Pro Bells Beach 2018 1st - Oi Rio Women's Pro 2018 1st - Corona Open J-Bay 2018 1st - Roxy Pro Gold Coast 2017 1st - Maui Women's Pro 2017 1st - Roxy Pro Gold Coast 2014 1st - Swatch Women's Pro Trestles 2014 1st - Cascais Women's Pro 2014 1st - Roxy Pro Gold Coast 2012 1st - TSB Bank NZ Surf Festival 2012 1st - Roxy Pro France 2012 1st - Roxy Pro France 2011 1st - Roxy Pro Gold Coast 2010 1st - Rip Curl Pro Bells Beach 2010 1st - Commonwealth Bank Beachley Classic 2010 1st - Rip Curl Search 2010 1st - Billabong Pro Maui 2009 1st - Roxy Pro Gold Coast 2009 1st - Rip Curl Women's Pro Bells Beach 2008 1st - Rip Curl Pro Mademoiselle 2008 1st - Movistar Classic Peru 2008 1st - Roxy Pro Sunset Beach 2008 1st - Billabong Pro Maui 2008 1st - Rip Curl Women's Pro Bells Beach 2007 1st - NAB Beachley Classic 2007 1st - Mancora Peru Classic 2007 1st - Billabong Pro 2007 1st - Havaianas Beachley Classic 2006 1st - Roxy Pro Gold Coast 2005

2023 CT Finishes										
Billabong Pro Pipeline	Hurley Pro Sunset Beach	MEO Rip Curl Pro Portugal	Rip Curl Pro Bells Beach	Margaret River Pro	Surf Ranch Pro	Surf City El Salvador Pro	VIVO Rio Pro Presented By Corona	Corona Open J-Bay	SHISEIDO Tahiti Pro Presented By Outerknown	Rip Curl WSL Finals
17th	5th	9th	3rd	-	-	-	-	-	-	-

Scoring Range in 2023		
Range	Waves Caught	Percentage of Total Waves Caught
Excellent (8.0-10)	1	1%
Good (6.0-7.9)	8	11%
Average (4.0-5.9)	14	20%
Fair (2.0-3.9)	20	29%
Poor (0-1.9)	24	35%



Career Finishes at Margaret River Main Break	
Year	Round Finish
2022	Quarter-Finals
2020-21	Final
2019	Quarter-Finals
2018	Semi-Finals
2017	Semi-Finals
2016	Quarter-Finals
2015	Round 4
2014	Semi-Finals
2013	Semi-Finals

## Brisa Hennessy (CRI)



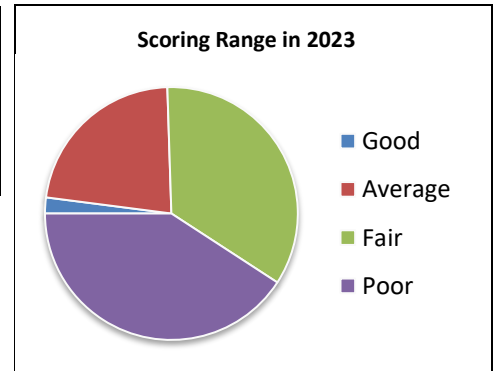
Bio Information	
Age	23
Height	0"0 (-1cm)
Weight	-2.2lbs (-1kg)
Stance	Regular
Hometown	Kailua, Oahu
World CT Titles	-

2023 CT Stats	
Rank	12
Total Heat Wins	3
Average Heat Score	7.82
Highest Heat Score	11.50 - Round 1, Rip Curl Pro Bells Beach v Courtney Conlogue, Stephanie Gilmore
Best Wave	6.50 - Round 1, Rip Curl Pro Bells Beach v Courtney Conlogue, Stephanie Gilmore
Best Finish	5th - Billabong Pro Pipeline 5th - Hurley Pro Sunset Beach

Career CT Stats	
Years on Tour	4 (2016-2023)
Total Heat Wins	14
Average Heat Score	9.70
Highest Heat Score	15.83 - Round 4, Maui Women's Pro 2017 v Coco Ho
Total Events	35
Best Finish	1st - Hurley Pro Sunset Beach 2022

2023 CT Finishes										
Billabong Pro Pipeline	Hurley Pro Sunset Beach	MEO Rip Curl Pro Portugal	Rip Curl Pro Bells Beach	Margaret River Pro	Surf Ranch Pro	Surf City El Salvador Pro	VIVO Rio Pro Presented By Corona	Corona Open J-Bay	SHISEIDO Tahiti Pro Presented By Outerknown	Rip Curl WSL Finals
5th	5th	9th	17th	-	-	-	-	-	-	-

Scoring Range in 2023		
Range	Waves Caught	Percentage of Total Waves Caught
Good (6.0-7.9)	1	2%
Average (4.0-5.9)	11	22%
Fair (2.0-3.9)	17	34%
Poor (0-1.9)	20	40%



Career Finishes at Margaret River Main Break	
Year	Round Finish
2022	Quarter-Finals
2020-21	Round 3
2019	Quarter-Finals

## Bronte Macaulay (AUS)



Bio Information	
Age	29
Height	5'6 (170cm)
Weight	132lbs (60kg)
Stance	Goofy
Hometown	Gracetown, WA
World CT Titles	-


2023 CT Stats	
Rank	-
Total Heat Wins	-
Average Heat Score	-
Highest Heat Score	-
Best Wave	-
Best Finish	-

Career CT Stats	
Years on Tour	5 (2015-2019)
Total Heat Wins	16
Average Heat Score	10.34
Highest Heat Score	16.66 - Round 4, Roxy Pro Gold Coast 2016 v Malia Manuel
Total Events	49
Best Finish	-

Career Finishes at Margaret River Main Break	
Year	Round Finish
2022	Semi-Finals
2020-21	Semi-Finals
2019	Round 3
2018	Quarter-Finals
2017	Round 2
2016	Round 4



## Caroline Marks (USA)



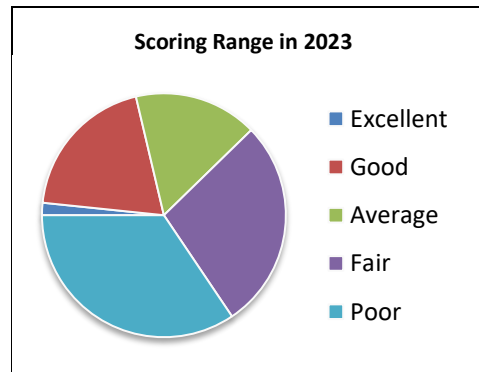
Bio Information	
Age	21
Height	5'4 (165cm)
Weight	127.6lbs (58kg)
Stance	Goofy
Hometown	Melbourne, Florida
World CT Titles	-

2023 CT Stats	
Rank	6
Total Heat Wins	7
Average Heat Score	10.46
Highest Heat Score	15.83 - Round 1, Rip Curl Pro Bells Beach v Tatiana Weston-Webb, Isabella Nichols
Best Wave	8.33 - Round 1, Rip Curl Pro Bells Beach v Tatiana Weston-Webb, Isabella Nichols
Best Finish	2nd - Hurley Pro Sunset Beach

Career CT Stats	
Years on Tour	5 (2015-2023)
Total Heat Wins	36
Average Heat Score	10.48
Highest Heat Score	17.60 - Round 3, Margaret River Pro 2019 v Paige Hareb
Total Events	38
Best Finish - 3 Titles	1st - Rip Curl Narrabeen Classic presented by Corona 2020-21 1st - Boost Mobile Pro Gold Coast 2019 1st - MEO Rip Curl Pro 2019

2023 CT Finishes										
Billabong Pro Pipeline	Hurley Pro Sunset Beach	MEO Rip Curl Pro Portugal	Rip Curl Pro Bells Beach	Margaret River Pro	Surf Ranch Pro	Surf City El Salvador Pro	VIVO Rio Pro Presented By Corona	Corona Open J-Bay	SHISEIDO Tahiti Pro Presented By Outerknown	Rip Curl WSL Finals
9th	2nd	9th	5th	-	-	-	-	-	-	-

Scoring Range in 2023		
Range	Waves Caught	Percentage of Total Waves Caught
Excellent (8.0-10)	1	1%
Good (6.0-7.9)	12	19%
Average (4.0-5.9)	10	16%
Fair (2.0-3.9)	17	27%
Poor (0-1.9)	21	34%



Career Finishes at Margaret River Main Break	
Year	Round Finish
2020-21	Round 3
2019	Quarter-Finals
2018	Round 3

# Sophie McCulloch (AUS)



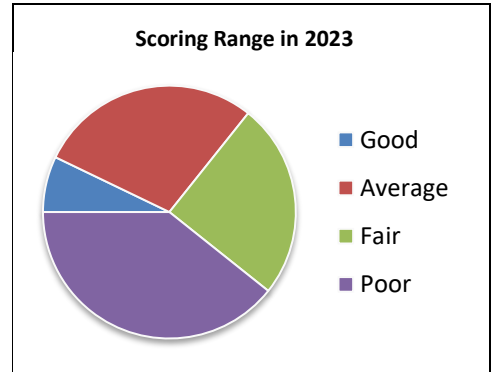
Bio Information	
Age	24
Height	0"0 (-1cm)
Weight	-2.2lbs (-1kg)
Stance	Regular
Hometown	
World CT Titles	-

2023 CT Stats	
Rank	16
Total Heat Wins	2
Average Heat Score	10.02
Highest Heat Score	11.93 - Round 1, Rip Curl Pro Bells Beach v Caitlin Simmers, Bettylou Sakura Johnson
Best Wave	6.43 - Round 1, Rip Curl Pro Bells Beach v Caitlin Simmers, Bettylou Sakura Johnson
Best Finish	5th - MEO Rip Curl Pro Portugal

Career CT Stats	
Years on Tour	1 (2023-2023)
Total Heat Wins	2
Average Heat Score	10.02
Highest Heat Score	11.93 - Round 1, Rip Curl Pro Bells Beach 2023 v Caitlin Simmers, Bettylou Sakura Johnson
Total Events	2
Best Finish	-

2023 CT Finishes										
Billabong Pro Pipeline	Hurley Pro Sunset Beach	MEO Rip Curl Pro Portugal	Rip Curl Pro Bells Beach	Margaret River Pro	Surf Ranch Pro	Surf City El Salvador Pro	VIVO Rio Pro Presented By Corona	Corona Open J-Bay	SHISEIDO Tahiti Pro Presented By Outerknown	Rip Curl WSL Finals
-	-	5th	9th	-	-	-	-	-	-	-

Scoring Range in 2023		
Range	Waves Caught	Percentage of Total Waves Caught
Good (6.0-7.9)	2	7%
Average (4.0-5.9)	8	28%
Fair (2.0-3.9)	7	25%
Poor (0-1.9)	11	39%



Career Finishes at Margaret River Main Break	
Year	Round Finish
CT Debut at this Event	

## Carissa Moore (HAW)



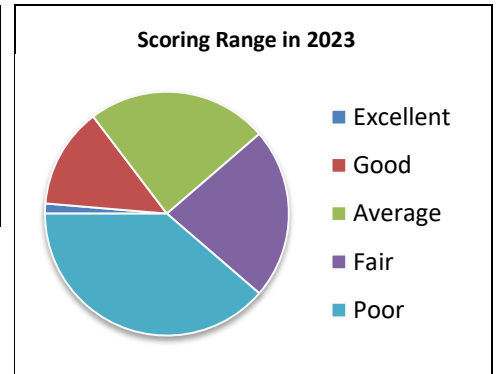
Bio Information	
Age	30
Height	5'6 (170cm)
Weight	138.6lbs (63kg)
Stance	Regular
Hometown	Honolulu, Oahu
World CT Titles	2020-21, 2019, 2015, 2013, 2011

2023 CT Stats	
Rank	3
Total Heat Wins	9
Average Heat Score	10.97
Highest Heat Score	14.33 - Round 1, Rip Curl Pro Bells Beach v Lakey Peterson, Kobie Enright
Best Wave	8.00 - Semi-Finals, Billabong Pro Pipeline v Bettylou Sakura Johnson
Best Finish	1st - Billabong Pro Pipeline

Career CT Stats	
Years on Tour	15 (2005-2023)
Total Heat Wins	279
Average Heat Score	13.61
Highest Heat Score	19.50 - Final, Target Maui Pro 2015 v Sally Fitzgibbons 19.50 - Round 3, Roxy Pro Gold Coast 2014 v Pauline Ado, Malia Manuel
Total Events	119
Best Finish - 26 Titles	1st - Billabong Pro Pipeline 2023 1st - Oi Rio Pro 2022 1st - Rip Curl Newcastle Cup presented by Corona 2020-21 1st - Corona J-Bay Open 2019 1st - Roxy Pro France 2019 1st - Surf Ranch Lemoore 2018 1st - Beachwaver Maui Women's Pro 2018 1st - Roxy Pro France 2017 1st - Roxy Pro France 2016 1st - Swatch Women's Pro 2015 1st - Target Maui Pro 2015 1st - Roxy Pro Gold Coast 2015 1st - Rip Curl Women's Pro Bells Beach 2015 1st - Women's Drug Aware Margaret River Pro 2014 1st - Rip Curl Women's Pro Bells Beach 2014 1st - Target Maui Pro 2014 1st - Women's Drug Aware Margaret River Pro 2013 1st - Rip Curl Women's Pro Bells Beach 2013 1st - Vans US Open of Surfing 2013 1st - Cascais Girls Pro 2013 1st - Commonwealth Bank Beachley Classic 2011 1st - Billabong Rio Pro 2011 1st - Roxy Pro Gold Coast 2011 1st - TSB Bank NZ Surf Festival 2010 1st - Rip Curl Pro Portugal 2010 1st - Gidget Pro Sunset Beach 2009

2023 CT Finishes										
Billabong Pro Pipeline	Hurley Pro Sunset Beach	MEO Rip Curl Pro Portugal	Rip Curl Pro Bells Beach	Margaret River Pro	Surf Ranch Pro	Surf City El Salvador Pro	VIVO Rio Pro Presented By Corona	Corona Open J-Bay	SHISEIDO Tahiti Pro Presented By Outerknown	Rip Curl WSL Finals
1st	5th	9th	5th	-	-	-	-	-	-	-

Scoring Range in 2023		
Range	Waves Caught	Percentage of Total Waves Caught
Excellent (8.0-10)	1	1%
Good (6.0-7.9)	10	13%
Average (4.0-5.9)	18	24%
Fair (2.0-3.9)	17	22%
Poor (0-1.9)	29	38%



Career Finishes at Margaret River Main Break	
Year	Round Finish
2022	Round 3
2020-21	Semi-Finals
2019	Semi-Finals
2018	Quarter-Finals
2017	Quarter-Finals
2016	Semi-Finals
2015	Final
2014	Final
2013	Final

## Isabella Nichols (AUS)



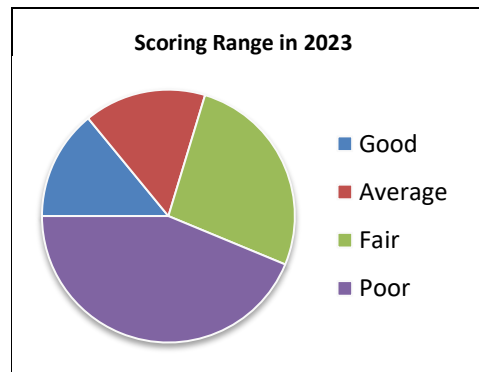
Bio Information	
Age	25
Height	5'8 (175cm)
Weight	147.4lbs (67kg)
Stance	Regular
Hometown	Coolum Beach, QLD
World CT Titles	-

2023 CT Stats	
Rank	10
Total Heat Wins	4
Average Heat Score	8.71
Highest Heat Score	13.67 - Round 3, Rip Curl Pro Bells Beach v Caitlin Simmers
Best Wave	7.50 - Round 3, Rip Curl Pro Bells Beach v Caitlin Simmers
Best Finish	3rd - Rip Curl Pro Bells Beach

Career CT Stats	
Years on Tour	4 (2016-2023)
Total Heat Wins	5
Average Heat Score	9.95
Highest Heat Score	13.67 - Round 3, Rip Curl Pro Bells Beach 2023 v Caitlin Simmers
Total Events	24
Best Finish	1st - Margaret River Pro 2022


2023 CT Finishes										
Billabong Pro Pipeline	Hurley Pro Sunset Beach	MEO Rip Curl Pro Portugal	Rip Curl Pro Bells Beach	Margaret River Pro	Surf Ranch Pro	Surf City El Salvador Pro	VIVO Rio Pro Presented By Corona	Corona Open J-Bay	SHISEIDO Tahiti Pro Presented By Outerknown	Rip Curl WSL Finals
9th	9th	9th	3rd	-	-	-	-	-	-	-

Scoring Range in 2023		
Range	Waves Caught	Percentage of Total Waves Caught
Good (6.0-7.9)	9	14%
Average (4.0-5.9)	10	15%
Fair (2.0-3.9)	17	26%
Poor (0-1.9)	28	43%



Career Finishes at Margaret River Main Break	
Year	Round Finish
2022	Final
2020-21	Quarter-Finals

# Lakey Peterson (USA)



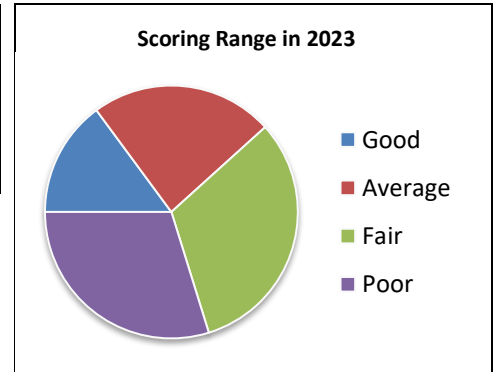
Bio Information	
Age	28
Height	5'6 (170cm)
Weight	129.8lbs (59kg)
Stance	Regular
Hometown	Santa Barbara, California
World CT Titles	-

2023 CT Stats	
Rank	15
Total Heat Wins	2
Average Heat Score	9.79
Highest Heat Score	13.66 - Round 1, Rip Curl Pro Bells Beach v Carissa Moore, Kobie Enright
Best Wave	7.33 - Round 1, Rip Curl Pro Bells Beach v Carissa Moore, Kobie Enright
Best Finish	3rd - Billabong Pro Pipeline

Career CT Stats	
Years on Tour	10 (2011-2023)
Total Heat Wins	134
Average Heat Score	12.70
Highest Heat Score	19.76 - Quarter-Finals, Nike US Open of Surfing 2012 v Sage Erickson
Total Events	87
Best Finish - 5 Titles	1st - Margaret River Pro 2019 1st - Freshwater Pro 2019 1st - Roxy Pro Gold Coast 2018 1st - Corona Bali Protected 2018 1st - Nike US Open of Surfing 2012

2023 CT Finishes										
Billabong Pro Pipeline	Hurley Pro Sunset Beach	MEO Rip Curl Pro Portugal	Rip Curl Pro Bells Beach	Margaret River Pro	Surf Ranch Pro	Surf City El Salvador Pro	VIVO Rio Pro Presented By Corona	Corona Open J-Bay	SHISEIDO Tahiti Pro Presented By Outerknown	Rip Curl WSL Finals
3rd	9th	17th	9th	-	-	-	-	-	-	-

Scoring Range in 2023		
Range	Waves Caught	Percentage of Total Waves Caught
Good (6.0-7.9)	7	14%
Average (4.0-5.9)	11	23%
Fair (2.0-3.9)	15	31%
Poor (0-1.9)	14	29%



Career Finishes at Margaret River Main Break	
Year	Round Finish
2022	Round 3
2019	Final
2018	Quarter-Finals
2017	Round 2
2015	Quarter-Finals
2014	Round 2
2013	Round 4

# Molly Picklum (AUS)



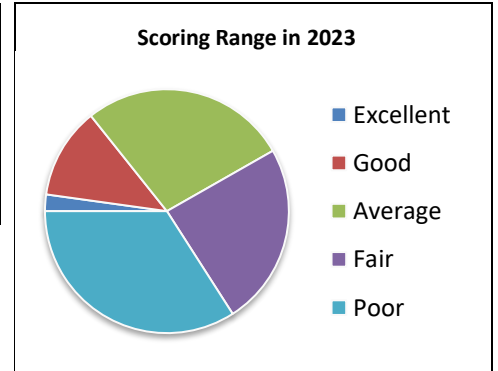
Bio Information	
Age	20
Height	5'4 (165cm)
Weight	136.4lbs (62kg)
Stance	Regular
Hometown	Gosford, NSW
World CT Titles	-

2023 CT Stats	
Rank	1
Total Heat Wins	12
Average Heat Score	11.10
Highest Heat Score	14.74 - Quarter-Finals, Rip Curl Pro Bells Beach v Bettylou Sakura Johnson
Best Wave	8.00 - Round 1, Rip Curl Pro Bells Beach v Johanne Defay, Macy Callaghan 8.00 - Round 1, Billabong Pro Pipeline v Courtney Conlogue, Tyler Wright
Best Finish	1st - Hurley Pro Sunset Beach

Career CT Stats	
Years on Tour	1 (2023-2023)
Total Heat Wins	12
Average Heat Score	11.10
Highest Heat Score	14.74 - Quarter-Finals, Rip Curl Pro Bells Beach 2023 v Bettylou Sakura Johnson
Total Events	9
Best Finish	1st - Hurley Pro Sunset Beach 2023


2023 CT Finishes										
Billabong Pro Pipeline	Hurley Pro Sunset Beach	MEO Rip Curl Pro Portugal	Rip Curl Pro Bells Beach	Margaret River Pro	Surf Ranch Pro	Surf City El Salvador Pro	VIVO Rio Pro Presented By Corona	Corona Open J-Bay	SHISEIDO Tahiti Pro Presented By Outerknown	Rip Curl WSL Finals
5th	1st	5th	2nd	-	-	-	-	-	-	-

Scoring Range in 2023		
Range	Waves Caught	Percentage of Total Waves Caught
Excellent (8.0-10)	2	2%
Good (6.0-7.9)	11	12%
Average (4.0-5.9)	25	27%
Fair (2.0-3.9)	22	24%
Poor (0-1.9)	31	34%



Career Finishes at Margaret River Main Break	
Year	Round Finish
2022	Quarter-Finals

# Bettylou Sakura Johnson (HAW)



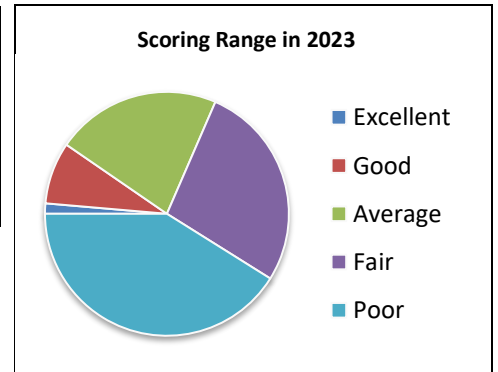
Bio Information	
Age	18
Height	5'6 (168cm)
Weight	127.6lbs (58kg)
Stance	Regular
Hometown	
World CT Titles	-

2023 CT Stats	
Rank	7
Total Heat Wins	5
Average Heat Score	9.01
Highest Heat Score	14.54 - Quarter-Finals, Rip Curl Pro Bells Beach v Molly Picklum
Best Wave	8.00 - Round 1, Rip Curl Pro Bells Beach v Sophie McCulloch, Caitlin Simmers
Best Finish	3rd - Billabong Pro Pipeline

Career CT Stats	
Years on Tour	1 (2023-2023)
Total Heat Wins	5
Average Heat Score	9.01
Highest Heat Score	14.54 - Quarter-Finals, Rip Curl Pro Bells Beach 2023 v Molly Picklum
Total Events	10
Best Finish	-

2023 CT Finishes										
Billabong Pro Pipeline	Hurley Pro Sunset Beach	MEO Rip Curl Pro Portugal	Rip Curl Pro Bells Beach	Margaret River Pro	Surf Ranch Pro	Surf City El Salvador Pro	VIVO Rio Pro Presented By Corona	Corona Open J-Bay	SHISEIDO Tahiti Pro Presented By Outerknown	Rip Curl WSL Finals
3rd	9th	9th	5th	-	-	-	-	-	-	-


Scoring Range in 2023		
Range	Waves Caught	Percentage of Total Waves Caught
Excellent (8.0-10)	1	1%
Good (6.0-7.9)	6	8%
Average (4.0-5.9)	16	21%
Fair (2.0-3.9)	20	27%
Poor (0-1.9)	30	41%



Career Finishes at Margaret River Main Break	
Year	Round Finish
2022	Round 2



## Caitlin Simmers (USA)



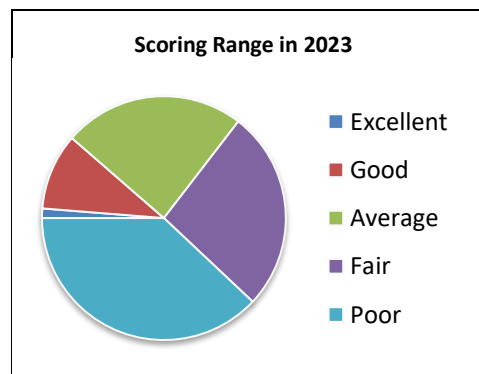
Bio Information	
Age	17
Height	5"2 (158cm)
Weight	114.4lbs (52kg)
Stance	Regular
Hometown	Oceanside, California
World CT Titles	-

2023 CT Stats	
Rank	4
Total Heat Wins	7
Average Heat Score	10.02
Highest Heat Score	15.16 - Round 3, MEO Rip Curl Pro Portugal v Caroline Marks
Best Wave	8.67 - Semi-Finals, MEO Rip Curl Pro Portugal v Macy Callaghan
Best Finish	1st - MEO Rip Curl Pro Portugal

Career CT Stats	
Years on Tour	1 (2023-2023)
Total Heat Wins	7
Average Heat Score	10.02
Highest Heat Score	15.16 - Round 3, MEO Rip Curl Pro Portugal 2023 v Caroline Marks
Total Events	5
Best Finish	1st - MEO Rip Curl Pro Portugal 2023

2023 CT Finishes										
Billabong Pro Pipeline	Hurley Pro Sunset Beach	MEO Rip Curl Pro Portugal	Rip Curl Pro Bells Beach	Margaret River Pro	Surf Ranch Pro	Surf City El Salvador Pro	VIVO Rio Pro Presented By Corona	Corona Open J-Bay	SHISEIDO Tahiti Pro Presented By Outerknown	Rip Curl WSL Finals
9th	5th	1st	9th	-	-	-	-	-	-	-

Scoring Range in 2023		
Range	Waves Caught	Percentage of Total Waves Caught
Excellent (8.0-10)	1	1%
Good (6.0-7.9)	8	10%
Average (4.0-5.9)	19	24%
Fair (2.0-3.9)	21	26%
Poor (0-1.9)	30	37%



Career Finishes at Margaret River Main Break	
Year	Round Finish
CT Debut at this Event	

## Tatiana Weston-Webb (BRA)



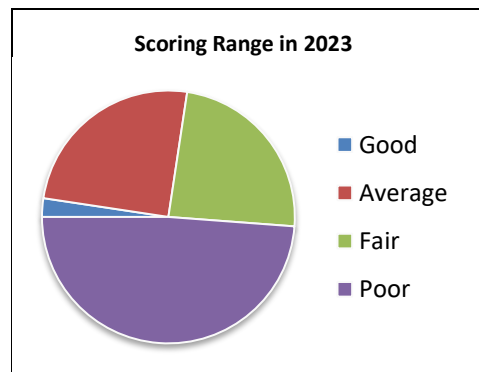
Bio Information	
Age	26
Height	5'4 (163cm)
Weight	123.2lbs (56kg)
Stance	Goofy
Hometown	Princeville, Kauai
World CT Titles	-

2023 CT Stats	
Rank	5
Total Heat Wins	4
Average Heat Score	8.35
Highest Heat Score	11.73 - Semi-Finals, MEO Rip Curl Pro Portugal v Courtney Conlogue
Best Wave	6.50 - Semi-Finals, MEO Rip Curl Pro Portugal v Courtney Conlogue
Best Finish	3rd - MEO Rip Curl Pro Portugal

Career CT Stats	
Years on Tour	7 (2014-2023)
Total Heat Wins	94
Average Heat Score	11.68
Highest Heat Score	18.54 - Quarter-Finals, Corona Open J-Bay 2018 v Sage Erickson
Total Events	76
Best Finish - 4 Titles	1st - MEO Pro Portugal 2022 1st - Corona Open J-Bay 2022 1st - Boost Mobile Margaret River Pro presented by Corona 2020-21 1st - Vans US Open of Surfing 2016

2023 CT Finishes										
Billabong Pro Pipeline	Hurley Pro Sunset Beach	MEO Rip Curl Pro Portugal	Rip Curl Pro Bells Beach	Margaret River Pro	Surf Ranch Pro	Surf City El Salvador Pro	VIVO Rio Pro Presented By Corona	Corona Open J-Bay	SHISEIDO Tahiti Pro Presented By Outerknown	Rip Curl WSL Finals
5th	9th	3rd	5th	-	-	-	-	-	-	-

Scoring Range in 2023		
Range	Waves Caught	Percentage of Total Waves Caught
Good (6.0-7.9)	2	2%
Average (4.0-5.9)	21	25%
Fair (2.0-3.9)	20	23%
Poor (0-1.9)	41	48%



Career Finishes at Margaret River Main Break	
Year	Round Finish
2022	Round 3
2020-21	Final
2019	Final
2018	Final
2017	Round 4
2016	Semi-Finals
2015	Quarter-Finals

# Tyler Wright (AUS)



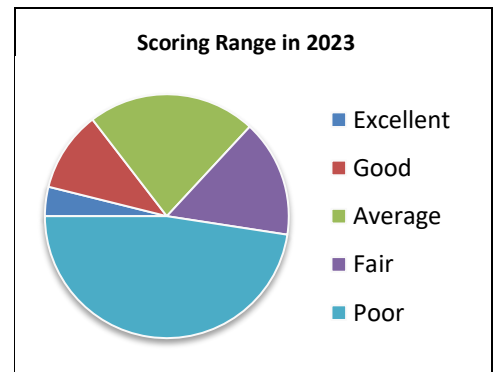
Bio Information	
Age	29
Height	5"6 (170cm)
Weight	149.6lbs (68kg)
Stance	Regular
Hometown	Culburra Beach, NSW
World CT Titles	2017, 2016

2023 CT Stats	
Rank	2
Total Heat Wins	10
Average Heat Score	10.41
Highest Heat Score	16.00 - Final, Rip Curl Pro Bells Beach v Molly Picklum
Best Wave	8.17 - Final, Rip Curl Pro Bells Beach v Molly Picklum
Best Finish	1st - Rip Curl Pro Bells Beach

Career CT Stats	
Years on Tour	13 (2008-2023)
Total Heat Wins	204
Average Heat Score	12.83
Highest Heat Score	19.20 - Final, Roxy Pro France 2014 v Courtney Conlogue
Total Events	93
Best Finish - 16 Titles	1st - Rip Curl Pro Bells Beach 2023 1st - Rip Curl Pro Bells Beach 2022 1st - Maui Pro presented by ROXY 2020-21 1st - Oi Rio Women's Pro 2017 1st - Roxy Pro Gold Coast 2016 1st - Women's Drug Aware Margaret River Pro 2016 1st - Oi Rio Women's Pro 2016 1st - Maui Women's Pro 2016 1st - Swatch Women's Pro 2016 1st - Roxy Pro France 2015 1st - Vans US Open of Surfing 2014 1st - Roxy Pro France 2014 1st - Roxy Pro Gold Coast 2013 1st - Colgate Plax Girls Rio Pro 2013 1st - O'Neill Women's World Cup 2010 1st - Beachley Classic 2008

2023 CT Finishes										
Billabong Pro Pipeline	Hurley Pro Sunset Beach	MEO Rip Curl Pro Portugal	Rip Curl Pro Bells Beach	Margaret River Pro	Surf Ranch Pro	Surf City El Salvador Pro	VIVO Rio Pro Presented By Corona	Corona Open J-Bay	SHISEIDO Tahiti Pro Presented By Outerknown	Rip Curl WSL Finals
2nd	3rd	17th	1st	-	-	-	-	-	-	-

Scoring Range in 2023		
Range	Waves Caught	Percentage of Total Waves Caught
Excellent (8.0-10)	4	3%
Good (6.0-7.9)	11	10%
Average (4.0-5.9)	23	22%
Fair (2.0-3.9)	16	15%
Poor (0-1.9)	49	47%



Career Finishes at Margaret River Main Break	
Year	Round Finish
2022	Round 3
2020-21	Quarter-Finals
2018	Semi-Finals
2017	Final
2016	Final
2015	Quarter-Finals
2014	Final
2013	Final

