

FIXTURES & RESULTS 2023

Date	Location	Country	Event	Winner	Runner-Up
Jan 29-Feb 10	Banzai Pipeline	Hawaii	Billabong Pro Pipeline	Jack Robinson	Leonardo Fioravanti
Feb 12-23	Sunset Beach	Hawaii	Hurley Pro Sunset Beach	Filipe Toledo	Griffin Colapinto
Mar 08-16	Peniche	Portugal	MEO Rip Curl Pro Portugal	-	-
Apr 04-14	Bells Beach	Australia	Rip Curl Pro Bells Beach	-	-
Apr 20-30	Margaret River Main Break	Australia	Margaret River Pro	-	-
May 27-28	Surf Ranch	USA	Surf Ranch Pro	-	-
Jun 09-18	Punta Roca	El Salvador	Surf City El Salvador Pro Presented by Corona	-	-
Jun 23-Jul 01	Saquarema	Brazil	VIVO Rio Pro presented by Corona	-	-
Jul 13-22	Jeffery's Bay	South Africa	Corona Open J-Bay	-	-
Aug 11-20	Teahupoo	Tahiti	SHISEIDO Tahiti Pro Presented by Outerknown	-	-
Sep 07-15	Lower Trestles	USA	Rip Curl WSL Finals	-	-

PAST WORLD CHAMPIONS (1976-2022)

Season	Winner	Country
1976	Peter Townend	Australia
1977	Shaun Tomson	South Africa
1978	Wayne Bartholomew	Australia
1979	Mark Richards	Australia
1980	Mark Richards	Australia
1981	Mark Richards	Australia
1982	Mark Richards	Australia
1983-84	Tom Carroll	Australia
1984-85	Tom Carroll	Australia
1985-86	Tom Curren	USA
1986-87	Tom Curren	USA
1987-88	Damien Hardman	Australia
1988	Barton Lynch	Australia
1989	Martin Potter	Great Britain
1990	Tom Curren	USA
1991	Damien Hardman	Australia
1992	Kelly Slater	USA
1993	Derek Ho	Hawaii
1994	Kelly Slater	USA
1995	Kelly Slater	USA
1996	Kelly Slater	USA
1997	Kelly Slater	USA
1998	Kelly Slater	USA
1999	Mark Occhilupo	Australia
2000	Sunny Garcia	Hawaii
2001	CJ Hobgood	USA
2002	Andy Irons	Hawaii
2003	Andy Irons	Hawaii
2004	Andy Irons	Hawaii
2005	Kelly Slater	USA
2006	Kelly Slater	USA
2007	Mick Fanning	Australia
2008	Kelly Slater	USA
2009	Mick Fanning	Australia
2010	Kelly Slater	USA
2011	Kelly Slater	USA
2012	Joel Parkinson	Australia
2013	Mick Fanning	Australia
2014	Gabriel Medina	Brazil
2015	Adriano de Souza	Brazil
2016	John John Florence	Hawaii
2017	John John Florence	Hawaii
2018	Gabriel Medina	Brazil
2019	Italo Ferreira	Brazil
2020-21	Gabriel Medina	Brazil
2022	Filipe Toledo	Brazil

PENICHE EVENT HISTORY (2009-2022)

Season	Winner	Country	Stance	Score	Runner-Up
2009	Mick Fanning	AUS	Regular	12.67	Bede Durbidge
2010	Kelly Slater	USA	Regular	13.33	Jordy Smith
2011	Adriano de Souza	BRA	Regular	15.67	Kelly Slater
2012	Julian Wilson	AUS	Regular	16.26	Gabriel Medina
2013	Kai Otton	AUS	Goofy	12.23	Nat Young
2014	Mick Fanning	AUS	Regular	15.50	Jordy Smith
2015	Filipe Toledo	BRA	Regular	17.83	Italo Ferreira
2016	John John Florence	HAW	Regular	16.67	Conner Coffin
2017	Gabriel Medina	BRA	Goofy	13.26	Julian Wilson
2018	Italo Ferreira	BRA	Goofy	15.93	Joan Duru
2019	Italo Ferreira	BRA	Goofy	18.43	Jordy Smith
2022	Griffin Colapinto	USA	Regular	14.34	Filipe Toledo

EVENT MULTIPLE WINNERS (2009-2022)

Total Victories	Surfer	Country	Years
2	Italo Ferreira	BRA	2018, 2019
2	Mick Fanning	AUS	2009, 2014

EVENT APPEARANCE RECORDS (2009-2022)

Total Events	Surfer	Span
11	Michel Bourez	2009-2019
11	Adrian Buchan	2009-2019
11	Jordy Smith	2009-2022
10	Gabriel Medina	2011-2022
10	Adriano de Souza	2009-2018
10	Owen Wright	2009-2022
10	Kelly Slater	2009-2022
9	Jeremy Flores	2010-2019
9	Jadson Andre	2010-2022
9	Kolohe Andino	2012-2022
9	Miguel Pupo	2011-2022
9	Matt Wilkinson	2010-2018
9	Julian Wilson	2011-2019

WSL 2023 CT SEASON LEADERS

Average Heat Score	
Surfer	Average
Joao Chianca	13.47
John John Florence	13.22
Gabriel Medina	12.58
Jack Robinson	12.45
Filipe Toledo	12.14
Griffin Colapinto	11.75
Caio Ibelli	11.58
Jordy Smith	11.52
Ryan Callinan	10.48
Miguel Pupo	10.46

Highest Scoring Heat		
Surfer	Heat Score	Event
John John Florence	19.33	Billabong Pro Pipeline
Griffin Colapinto	17.90	Hurley Pro Sunset Beach
Filipe Toledo	17.74	Hurley Pro Sunset Beach
Joao Chianca	16.83	Hurley Pro Sunset Beach
Caio Ibelli	16.33	Hurley Pro Sunset Beach
Jack Robinson	16.33	Hurley Pro Sunset Beach
Gabriel Medina	15.94	Hurley Pro Sunset Beach
Caio Ibelli	15.83	Billabong Pro Pipeline
John John Florence	15.83	Hurley Pro Sunset Beach
Gabriel Medina	15.50	Billabong Pro Pipeline

Average Wave Score	
Surfer	Average
Jackson Baker	4.22
Joao Chianca	3.92
Griffin Colapinto	3.73
Matthew McGillivray	3.73
John John Florence	3.65
Jack Robinson	3.52
Ethan Ewing	3.34
Miguel Pupo	3.30
Filipe Toledo	3.28
Kanoa Igarashi	3.10

Most Total Heat Wins	
Surfer	Heat Wins
Filipe Toledo	9
Jack Robinson	9
Joao Chianca	7
Leonardo Fioravanti	7
Caio Ibelli	6
Griffin Colapinto	5
Ethan Ewing	4
Gabriel Medina	4
John John Florence	4
Seth Moniz	4

Total Waves Caught	
Surfer	Total Waves
Jack Robinson	70
Joao Chianca	61
Filipe Toledo	60
Caio Ibelli	57
Leonardo Fioravanti	55
Gabriel Medina	49
Nat Young	45
Ian Gentil	45
Yago Dora	43
Griffin Colapinto	43

Highest Scoring Wave		
Surfer	Heat Score	Event
John John Florence	9.93	Round 4, Heat 8, Wave 2, Billabong Pro Pipeline
Filipe Toledo	9.47	Final, Heat 1, Wave 5, Hurley Pro Sunset Beach
John John Florence	9.40	Round 4, Heat 8, Wave 4, Billabong Pro Pipeline
Gabriel Medina	9.33	Round 3, Heat 14, Wave 7, Billabong Pro Pipeline
Griffin Colapinto	9.17	Final, Heat 1, Wave 1, Hurley Pro Sunset Beach
Griffin Colapinto	9.13	Semi-Finals, Heat 1, Wave 6, Hurley Pro Sunset Beach
Filipe Toledo	9.10	Semi-Finals, Heat 2, Wave 4, Hurley Pro Sunset Beach
Caio Ibelli	9.00	Quarter-Finals, Heat 2, Wave 6, Billabong Pro Pipeline
Ethan Ewing	9.00	Round 1, Heat 3, Wave 2, Hurley Pro Sunset Beach
Griffin Colapinto	8.83	Round 4, Heat 4, Wave 4, Hurley Pro Sunset Beach
Joao Chianca	8.83	Quarter-Finals, Heat 4, Wave 1, Hurley Pro Sunset Beach

Highest % of Excellent Scores of total waves caught	
Surfer	Excellent Scores (8.0 – 10.0)
Joao Chianca	13%
Griffin Colapinto	11%
Filipe Toledo	10%
John John Florence	7%
Caio Ibelli	7%
Jackson Baker	7%
Gabriel Medina	4%
Jack Robinson	4%
Jordy Smith	3%
Ethan Ewing	3%

2023 SURFERS BIOS

Kolohe Andino (USA)



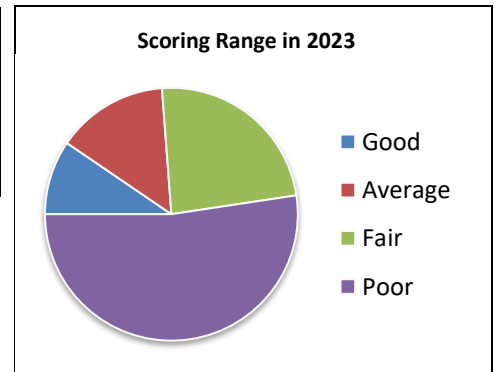
Bio Information	
Age	28
Height	5"10 (180cm)
Weight	160.6lbs (73kg)
Stance	Regular
Hometown	San Clemente, California
World CT Titles	-

2023 CT Stats	
Rank	24
Total Heat Wins	2
Average Heat Score	7.45
Highest Heat Score	11.43 - Round 1, Hurley Pro Sunset Beach v Jordy Smith, Leonardo Fioravanti
Best Wave	6.00 - Round 1, Hurley Pro Sunset Beach v Jordy Smith, Leonardo Fioravanti 6.00 - Round 2, Billabong Pro Pipeline v Jadson Andre, Ian Gentil
Best Finish	17th - Billabong Pro Pipeline 17th - Hurley Pro Sunset Beach

Career CT Stats	
Years on Tour	13 (2010-2023)
Total Heat Wins	149
Average Heat Score	10.91
Highest Heat Score	18.77 - Quarter-Finals, Drug Aware Margaret River Pro 2017 v Jordy Smith
Total Events	100
Best Finish	-

2023 CT Finishes										
Billabong Pro Pipeline	Hurley Pro Sunset Beach	MEO Rip Curl Pro Portugal	Rip Curl Pro Bells Beach	Margaret River Pro	Surf Ranch Pro	Surf City El Salvador Pro Presented by Corona	VIVO Rio Pro presented by Corona	Corona Open J-Bay	SHISEIDO Tahiti Pro Presented by Outerknown	Rip Curl WSL Finals
17th	17th	-	-	-	-	-	-	-	-	-

Scoring Range in 2023		
Range	Waves Caught	Percentage of Total Waves Caught
Good (6.0-7.9)	2	9%
Average (4.0-5.9)	3	14%
Fair (2.0-3.9)	5	23%
Poor (0-1.9)	11	52%



Career Finishes at Peniche	
Year	Round Finish
2022	Quarter-Finals
2019	Quarter-Finals
2018	Round 3
2017	Semi-Finals
2016	Semi-Finals
2015	Round 5
2014	Round 3
2013	Round 2
2012	Round 5

Jackson Baker (AUS)



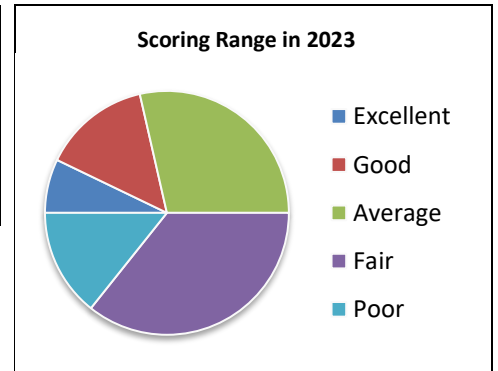
Bio Information	
Age	26
Height	-
Weight	-
Stance	Regular
Hometown	Newcastle, NSW
World CT Titles	-

2023 CT Stats	
Rank	24
Total Heat Wins	1
Average Heat Score	9.33
Highest Heat Score	15.00 - Round 3, Hurley Pro Sunset Beach v Kanoa Igarashi
Best Wave	8.17 - Round 3, Hurley Pro Sunset Beach v Kanoa Igarashi
Best Finish	17th - Billabong Pro Pipeline 17th - Hurley Pro Sunset Beach

Career CT Stats	
Years on Tour	3 (2020-2023)
Total Heat Wins	10
Average Heat Score	10.24
Highest Heat Score	15.43 - Round 3, MEO Pro Portugal 2022 v Seth Moniz
Total Events	13
Best Finish	-

2023 CT Finishes											
Billabong Pro Pipeline	Hurley Pro Sunset Beach	MEO Rip Curl Pro Portugal	Rip Curl Pro Bells Beach	Margaret River Pro	Surf Ranch Pro	Surf City El Salvador Pro Presented by Corona	VIVO Rio Pro presented by Corona	Corona Open J-Bay	SHISEIDO Tahiti Pro Presented by Outerknown	Rip Curl WSL Finals	
17th	17th	-	-	-	-	-	-	-	-	-	-

Scoring Range in 2023		
Range	Waves Caught	Percentage of Total Waves Caught
Excellent (8.0-10)	1	7%
Good (6.0-7.9)	2	14%
Average (4.0-5.9)	4	28%
Fair (2.0-3.9)	5	35%
Poor (0-1.9)	2	14%



Career Finishes at Peniche	
Year	Round Finish
2022	Round 4

Ryan Callinan (AUS)



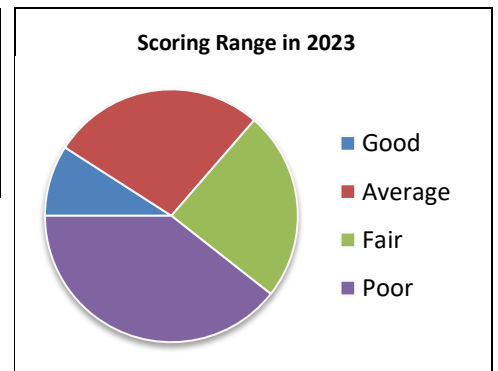
Bio Information	
Age	30
Height	5"10 (180cm)
Weight	171.6lbs (78kg)
Stance	Goofy
Hometown	Newcastle, NSW
World CT Titles	-

2023 CT Stats	
Rank	16
Total Heat Wins	2
Average Heat Score	10.48
Highest Heat Score	13.16 - Round 3, Billabong Pro Pipeline v Samuel Pupo
Best Wave	7.83 - Round 3, Billabong Pro Pipeline v Samuel Pupo
Best Finish	9th - Billabong Pro Pipeline

Career CT Stats	
Years on Tour	7 (2013-2023)
Total Heat Wins	40
Average Heat Score	11.42
Highest Heat Score	18.53 - Round 4, Quiksilver Pro France 2018 v Adriano de Souza, Willian Cardoso
Total Events	39
Best Finish	-


2023 CT Finishes										
Billabong Pro Pipeline	Hurley Pro Sunset Beach	MEO Rip Curl Pro Portugal	Rip Curl Pro Bells Beach	Margaret River Pro	Surf Ranch Pro	Surf City El Salvador Pro Presented by Corona	VIVO Rio Pro presented by Corona	Corona Open J-Bay	SHISEIDO Tahiti Pro Presented by Outerknown	Rip Curl WSL Finals
9th	17th	-	-	-	-	-	-	-	-	-

Scoring Range in 2023		
Range	Waves Caught	Percentage of Total Waves Caught
Good (6.0-7.9)	3	9%
Average (4.0-5.9)	9	27%
Fair (2.0-3.9)	8	24%
Poor (0-1.9)	13	39%



Career Finishes at Peniche	
Year	Round Finish
2022	Round 3
2019	Round 2
2018	Round 3
2016	Round 2

Tiago Carrique (FRA)



Bio Information	
Age	21
Height	5'4 (165cm)
Weight	114.4lbs (52kg)
Stance	Goofy
Hometown	Biarritz
World CT Titles	-

2023 CT Stats	
Rank	-
Total Heat Wins	-
Average Heat Score	-
Highest Heat Score	-
Best Wave	-
Best Finish	-

Career CT Stats	
Years on Tour	-
Total Heat Wins	-
Average Heat Score	-
Highest Heat Score	-
Total Events	-
Best Finish	-

2023 CT Finishes										
Billabong Pro Pipeline	Hurley Pro Sunset Beach	MEO Rip Curl Pro Portugal	Rip Curl Pro Bells Beach	Margaret River Pro	Surf Ranch Pro	Surf City El Salvador Pro Presented by Corona	VIVO Rio Pro presented by Corona	Corona Open J-Bay	SHISEIDO Tahiti Pro Presented by Outerknown	Rip Curl WSL Finals
-	-	-	-	-	-	-	-	-	-	-

Career Finishes at Peniche	
Year	Round Finish
CT Debut at this Event	

Joao Chianca (BRA)



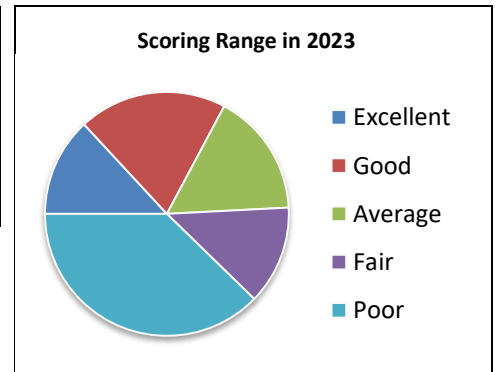
Bio Information	
Age	22
Height	-
Weight	-
Stance	Regular
Hometown	-
World CT Titles	-

2023 CT Stats	
Rank	3
Total Heat Wins	7
Average Heat Score	13.47
Highest Heat Score	16.83 - Round 4, Hurley Pro Sunset Beach v Italo Ferreira
Best Wave	8.83 - Quarter-Finals, Hurley Pro Sunset Beach v Matthew McGillivray
Best Finish	3rd - Billabong Pro Pipeline 3rd - Hurley Pro Sunset Beach

Career CT Stats	
Years on Tour	2 (2022-2023)
Total Heat Wins	11
Average Heat Score	12.83
Highest Heat Score	17.73 - Round 3, Rip Curl Pro Bells Beach 2022 v John John Florence
Total Events	8
Best Finish	-


2023 CT Finishes										
Billabong Pro Pipeline	Hurley Pro Sunset Beach	MEO Rip Curl Pro Portugal	Rip Curl Pro Bells Beach	Margaret River Pro	Surf Ranch Pro	Surf City El Salvador Pro Presented by Corona	VIVO Rio Pro presented by Corona	Corona Open J-Bay	SHISEIDO Tahiti Pro Presented by Outerknown	Rip Curl WSL Finals
3rd	3rd	-	-	-	-	-	-	-	-	-

Scoring Range in 2023		
Range	Waves Caught	Percentage of Total Waves Caught
Excellent (8.0-10)	8	13%
Good (6.0-7.9)	12	19%
Average (4.0-5.9)	10	16%
Fair (2.0-3.9)	8	13%
Poor (0-1.9)	23	37%



Career Finishes at Peniche	
Year	Round Finish
2022	Round 3

Griffin Colapinto (USA)



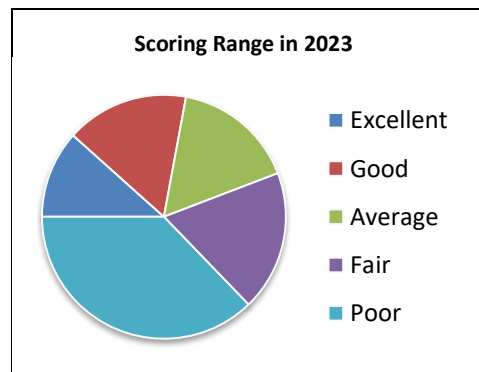
Bio Information	
Age	24
Height	5"10 (178cm)
Weight	165lbs (75kg)
Stance	Regular
Hometown	San Clemente, California
World CT Titles	-

2023 CT Stats	
Rank	6
Total Heat Wins	5
Average Heat Score	11.75
Highest Heat Score	17.90 - Semi-Finals, Hurley Pro Sunset Beach v Jack Robinson
Best Wave	9.17 - Final, Hurley Pro Sunset Beach v Filipe Toledo
Best Finish	2nd - Hurley Pro Sunset Beach

Career CT Stats	
Years on Tour	5 (2018-2023)
Total Heat Wins	57
Average Heat Score	11.90
Highest Heat Score	18.10 - Round 3, Tahiti Pro Teahupo'o 2019 v Ryan Callinan
Total Events	40
Best Finish - 2 Titles	1st - MEO Pro Portugal 2022 1st - Surf City El Salvador Pro 2022

2023 CT Finishes										
Billabong Pro Pipeline	Hurley Pro Sunset Beach	MEO Rip Curl Pro Portugal	Rip Curl Pro Bells Beach	Margaret River Pro	Surf Ranch Pro	Surf City El Salvador Pro Presented by Corona	VIVO Rio Pro presented by Corona	Corona Open J-Bay	SHISEIDO Tahiti Pro Presented by Outerknown	Rip Curl WSL Finals
17th	2nd	-	-	-	-	-	-	-	-	-

Scoring Range in 2023		
Range	Waves Caught	Percentage of Total Waves Caught
Excellent (8.0-10)	5	11%
Good (6.0-7.9)	7	16%
Average (4.0-5.9)	7	16%
Fair (2.0-3.9)	8	18%
Poor (0-1.9)	16	37%



Career Finishes at Peniche	
Year	Round Finish
2022	Winner
2019	Round 4
2018	Round 2

Yago Dora (BRA)



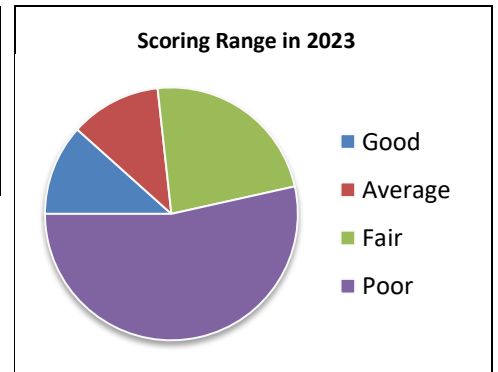
Bio Information	
Age	26
Height	5"10 (179cm)
Weight	156.2lbs (71kg)
Stance	Goofy
Hometown	Florianópolis, Santa Catarina
World CT Titles	-

2023 CT Stats	
Rank	16
Total Heat Wins	3
Average Heat Score	8.66
Highest Heat Score	13.43 - Round 2, Billabong Pro Pipeline v Maxime Huscenot, Imaikalani deVault
Best Wave	6.83 - Round 1, Hurley Pro Sunset Beach v Rio Waida, Callum Robson 6.83 - Round 2, Billabong Pro Pipeline v Maxime Huscenot, Imaikalani deVault
Best Finish	9th - Billabong Pro Pipeline

Career CT Stats	
Years on Tour	6 (2017-2023)
Total Heat Wins	46
Average Heat Score	11.45
Highest Heat Score	18.67 - Round 4, Rip Curl Rottnest Search presented by Corona 2020-21 v Connor O'Leary
Total Events	38
Best Finish	-

2023 CT Finishes										
Billabong Pro Pipeline	Hurley Pro Sunset Beach	MEO Rip Curl Pro Portugal	Rip Curl Pro Bells Beach	Margaret River Pro	Surf Ranch Pro	Surf City El Salvador Pro Presented by Corona	VIVO Rio Pro presented by Corona	Corona Open J-Bay	SHISEIDO Tahiti Pro Presented by Outerknown	Rip Curl WSL Finals
9th	17th	-	-	-	-	-	-	-	-	-

Scoring Range in 2023		
Range	Waves Caught	Percentage of Total Waves Caught
Good (6.0-7.9)	5	11%
Average (4.0-5.9)	5	11%
Fair (2.0-3.9)	10	23%
Poor (0-1.9)	23	53%



Career Finishes at Peniche	
Year	Round Finish
2019	Round 3
2018	Round 2

Joan Duru (FRA)



Bio Information	
Age	33
Height	5"10 (180cm)
Weight	176lbs (80kg)
Stance	Goofy
Hometown	Bayonne
World CT Titles	-

2023 CT Stats	
Rank	-
Total Heat Wins	-
Average Heat Score	-
Highest Heat Score	-
Best Wave	-
Best Finish	-

Career CT Stats	
Years on Tour	8 (2006-2019)
Total Heat Wins	33
Average Heat Score	11.95
Highest Heat Score	18.00 - Round 1, Quiksilver Pro France 2017 v Miguel Pupo, Filipe Toledo
Total Events	39
Best Finish	-

2023 CT Finishes										
Billabong Pro Pipeline	Hurley Pro Sunset Beach	MEO Rip Curl Pro Portugal	Rip Curl Pro Bells Beach	Margaret River Pro	Surf Ranch Pro	Surf City El Salvador Pro Presented by Corona	VIVO Rio Pro presented by Corona	Corona Open J-Bay	SHISEIDO Tahiti Pro Presented by Outerknown	Rip Curl WSL Finals
-	-	-	-	-	-	-	-	-	-	-

Career Finishes at Peniche	
Year	Round Finish
2019	Round 3
2018	Final
2017	Round 2

Ethan Ewing (AUS)



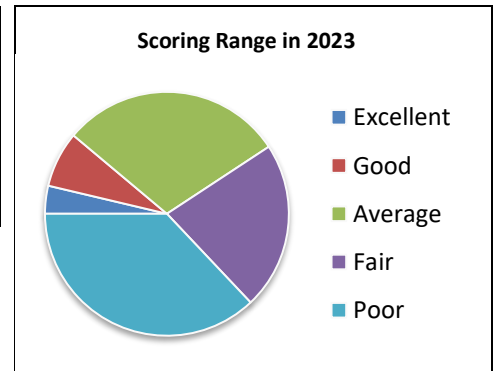
Bio Information	
Age	24
Height	5"10 (180cm)
Weight	169.4lbs (77kg)
Stance	Regular
Hometown	North Stradbroke Island, QLD
World CT Titles	-

2023 CT Stats	
Rank	11
Total Heat Wins	4
Average Heat Score	10.31
Highest Heat Score	13.83 - Round 4, Hurley Pro Sunset Beach v Kelly Slater
Best Wave	9.00 - Round 1, Hurley Pro Sunset Beach v Nat Young, Carlos Munoz
Best Finish	5th - Hurley Pro Sunset Beach

Career CT Stats	
Years on Tour	4 (2017-2023)
Total Heat Wins	37
Average Heat Score	11.11
Highest Heat Score	18.24 - Round 4, Hurley Pro Sunset Beach 2022 v Filipe Toledo
Total Events	31
Best Finish	1st - Corona Open J-Bay 2022

2023 CT Finishes										
Billabong Pro Pipeline	Hurley Pro Sunset Beach	MEO Rip Curl Pro Portugal	Rip Curl Pro Bells Beach	Margaret River Pro	Surf Ranch Pro	Surf City El Salvador Pro Presented by Corona	VIVO Rio Pro presented by Corona	Corona Open J-Bay	SHISEIDO Tahiti Pro Presented by Outerknown	Rip Curl WSL Finals
17th	5th	-	-	-	-	-	-	-	-	-

Scoring Range in 2023		
Range	Waves Caught	Percentage of Total Waves Caught
Excellent (8.0-10)	1	3%
Good (6.0-7.9)	2	7%
Average (4.0-5.9)	8	29%
Fair (2.0-3.9)	6	22%
Poor (0-1.9)	10	37%



Career Finishes at Peniche	
Year	Round Finish
2022	Round 3
2017	Round 3

Italo Ferreira (BRA)



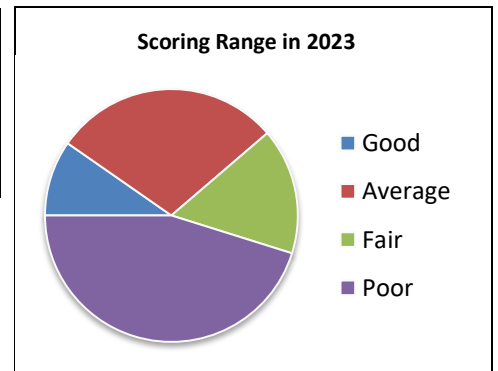
Bio Information	
Age	28
Height	5"7 (171cm)
Weight	149.6lbs (68kg)
Stance	Goofy
Hometown	Baia Formosa
World CT Titles	2019

2023 CT Stats	
Rank	16
Total Heat Wins	1
Average Heat Score	9.58
Highest Heat Score	12.17 - Round 3, Hurley Pro Sunset Beach v Michael Rodrigues
Best Wave	6.83 - Round 4, Hurley Pro Sunset Beach v Joao Chianca
Best Finish	9th - Hurley Pro Sunset Beach

Career CT Stats	
Years on Tour	8 (2015-2023)
Total Heat Wins	156
Average Heat Score	12.61
Highest Heat Score	18.87 - Final, Corona Bali Protected 2018 v Michel Bourez
Total Events	73
Best Finish - 7 Titles	1st - Rip Curl Newcastle Cup presented by Corona 2020-21 1st - Quiksilver Pro Gold Coast 2019 1st - MEO Rip Curl Pro Portugal 2019 1st - Billabong Pipe Masters 2019 1st - Rip Curl Pro Bells Beach 2018 1st - Corona Bali Protected 2018 1st - MEO Rip Curl Pro Portugal 2018

2023 CT Finishes										
Billabong Pro Pipeline	Hurley Pro Sunset Beach	MEO Rip Curl Pro Portugal	Rip Curl Pro Bells Beach	Margaret River Pro	Surf Ranch Pro	Surf City El Salvador Pro Presented by Corona	VIVO Rio Pro presented by Corona	Corona Open J-Bay	SHISEIDO Tahiti Pro Presented by Outerknown	Rip Curl WSL Finals
17th	9th	-	-	-	-	-	-	-	-	-

Scoring Range in 2023		
Range	Waves Caught	Percentage of Total Waves Caught
Good (6.0-7.9)	3	9%
Average (4.0-5.9)	9	29%
Fair (2.0-3.9)	5	16%
Poor (0-1.9)	14	45%



Career Finishes at Peniche	
Year	Round Finish
2022	Semi-Finals
2019	Winner
2018	Winner
2017	Round 3
2016	Round 3
2015	Final

Leonardo Fioravanti (ITA)



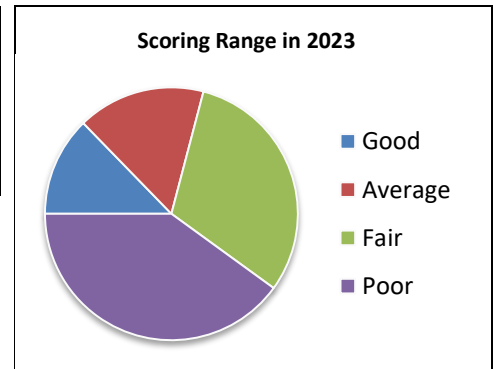
Bio Information	
Age	25
Height	5"10 (180cm)
Weight	154lbs (70kg)
Stance	Regular
Hometown	Rome
World CT Titles	-

2023 CT Stats	
Rank	4
Total Heat Wins	7
Average Heat Score	9.23
Highest Heat Score	13.83 - Round 4, Hurley Pro Sunset Beach v Jack Robinson
Best Wave	7.67 - Semi-Finals, Billabong Pro Pipeline v Caio Ibelli
Best Finish	2nd - Billabong Pro Pipeline

Career CT Stats	
Years on Tour	8 (2013-2023)
Total Heat Wins	40
Average Heat Score	10.45
Highest Heat Score	16.84 - Round 2, Rip Curl Pro Bells Beach 2017 v Sebastian Zietz
Total Events	37
Best Finish	-

2023 CT Finishes										
Billabong Pro Pipeline	Hurley Pro Sunset Beach	MEO Rip Curl Pro Portugal	Rip Curl Pro Bells Beach	Margaret River Pro	Surf Ranch Pro	Surf City El Salvador Pro Presented by Corona	VIVO Rio Pro presented by Corona	Corona Open J-Bay	SHISEIDO Tahiti Pro Presented by Outerknown	Rip Curl WSL Finals
2nd	9th	-	-	-	-	-	-	-	-	-

Scoring Range in 2023		
Range	Waves Caught	Percentage of Total Waves Caught
Good (6.0-7.9)	7	12%
Average (4.0-5.9)	9	16%
Fair (2.0-3.9)	17	30%
Poor (0-1.9)	22	40%



Career Finishes at Peniche	
Year	Round Finish
2022	Round 3
2019	Round 3
2017	Round 5

John John Florence (HAW)



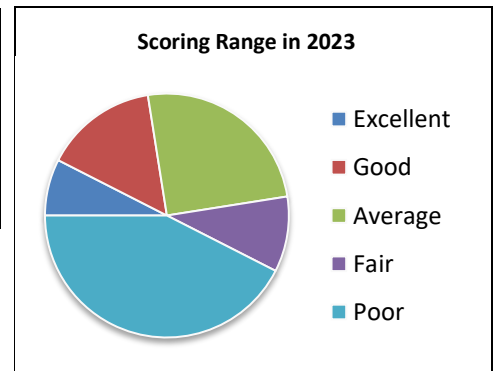
Bio Information	
Age	30
Height	6"1 (186cm)
Weight	167.2lbs (76kg)
Stance	Regular
Hometown	North Shore, Oahu
World CT Titles	2017, 2016

2023 CT Stats	
Rank	7
Total Heat Wins	4
Average Heat Score	13.22
Highest Heat Score	19.93 - Round 4, Billabong Pro Pipeline v Miguel Pupo
Best Wave	9.93 - Round 4, Billabong Pro Pipeline v Miguel Pupo
Best Finish	5th - Billabong Pro Pipeline

Career CT Stats	
Years on Tour	15 (2008-2023)
Total Heat Wins	239
Average Heat Score	14.23
Highest Heat Score	19.93 - Round 3, Billabong Pro Tahiti 2014 v Sebastian Zietz
Total Events	91
Best Finish - 8 Titles	1st - Billabong Pipe Masters presented by Hydro Flask 2020-21 1st - Rip Curl Pro Bells Beach 2019 1st - Margaret River Pro 2019 1st - Drug Aware Margaret River Pro 2017 1st - Oi Rio Pro 2016 1st - MEO Rip Curl Pro Portugal 2016 1st - Quiksilver Pro France 2014 1st - Billabong Rio Pro 2012

2023 CT Finishes										
Billabong Pro Pipeline	Hurley Pro Sunset Beach	MEO Rip Curl Pro Portugal	Rip Curl Pro Bells Beach	Margaret River Pro	Surf Ranch Pro	Surf City El Salvador Pro Presented by Corona	VIVO Rio Pro presented by Corona	Corona Open J-Bay	SHISEIDO Tahiti Pro Presented by Outerknown	Rip Curl WSL Finals
5th	9th	-	-	-	-	-	-	-	-	-

Scoring Range in 2023		
Range	Waves Caught	Percentage of Total Waves Caught
Excellent (8.0-10)	3	7%
Good (6.0-7.9)	6	15%
Average (4.0-5.9)	10	25%
Fair (2.0-3.9)	4	10%
Poor (0-1.9)	17	42%



Career Finishes at Peniche	
Year	Round Finish
2022	Semi-Finals
2017	Quarter-Finals
2016	Winner
2015	Round 3
2014	Semi-Finals
2013	Round 5
2012	Quarter-Finals
2011	Round 5

Ian Gentil (HAW)



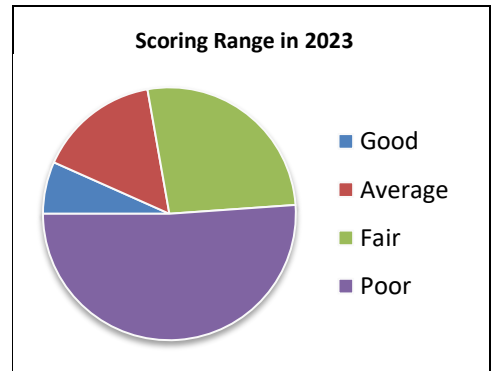
Bio Information	
Age	27
Height	-
Weight	-
Stance	Regular
Hometown	
World CT Titles	-

2023 CT Stats	
Rank	16
Total Heat Wins	2
Average Heat Score	9.53
Highest Heat Score	14.34 - Round 2, Hurley Pro Sunset Beach v Keanu Asing , Connor O'Leary
Best Wave	7.67 - Round 2, Hurley Pro Sunset Beach v Keanu Asing , Connor O'Leary
Best Finish	9th - Billabong Pro Pipeline

Career CT Stats	
Years on Tour	1 (2023-2023)
Total Heat Wins	2
Average Heat Score	9.53
Highest Heat Score	14.34 - Round 2, Hurley Pro Sunset Beach 2023 v Keanu Asing , Connor O'Leary
Total Events	2
Best Finish	-

2023 CT Finishes										
Billabong Pro Pipeline	Hurley Pro Sunset Beach	MEO Rip Curl Pro Portugal	Rip Curl Pro Bells Beach	Margaret River Pro	Surf Ranch Pro	Surf City El Salvador Pro Presented by Corona	VIVO Rio Pro presented by Corona	Corona Open J-Bay	SHISEIDO Tahiti Pro Presented by Outerknown	Rip Curl WSL Finals
9th	17th	-	-	-	-	-	-	-	-	-

Scoring Range in 2023		
Range	Waves Caught	Percentage of Total Waves Caught
Good (6.0-7.9)	3	6%
Average (4.0-5.9)	7	15%
Fair (2.0-3.9)	12	26%
Poor (0-1.9)	23	51%



Career Finishes at Peniche	
Year	Round Finish
CT Debut at this Event	

Maxime Huscenot (FRA)



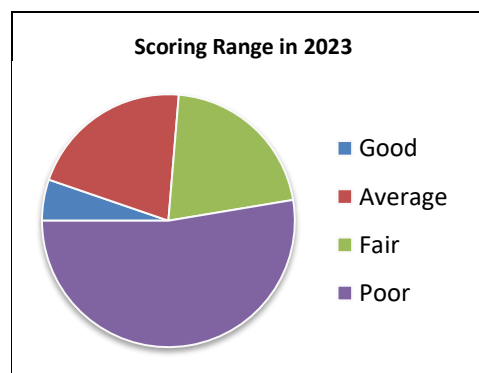
Bio Information	
Age	30
Height	5"10 (180cm)
Weight	149.6lbs (68kg)
Stance	Regular
Hometown	Reunion Islands
World CT Titles	-

2023 CT Stats	
Rank	31
Total Heat Wins	0
Average Heat Score	6.86
Highest Heat Score	12.14 - Round 3, Billabong Pro Pipeline v Miguel Pupo
Best Wave	6.77 - Round 3, Billabong Pro Pipeline v Miguel Pupo
Best Finish	17th - Billabong Pro Pipeline

Career CT Stats	
Years on Tour	3 (2010-2023)
Total Heat Wins	1
Average Heat Score	7.87
Highest Heat Score	16.04 - Round 3, Quiksilver Pro France 2015 v Mick Fanning
Total Events	4
Best Finish	-

2023 CT Finishes										
Billabong Pro Pipeline	Hurley Pro Sunset Beach	MEO Rip Curl Pro Portugal	Rip Curl Pro Bells Beach	Margaret River Pro	Surf Ranch Pro	Surf City El Salvador Pro Presented by Corona	VIVO Rio Pro presented by Corona	Corona Open J-Bay	SHISEIDO Tahiti Pro Presented by Outerknown	Rip Curl WSL Finals
17th	33rd	-	-	-	-	-	-	-	-	-

Scoring Range in 2023		
Range	Waves Caught	Percentage of Total Waves Caught
Good (6.0-7.9)	1	5%
Average (4.0-5.9)	4	21%
Fair (2.0-3.9)	4	21%
Poor (0-1.9)	10	52%



Career Finishes at Peniche	
Year	Round Finish
CT Debut at this Event	

Caio Ibelli (BRA)



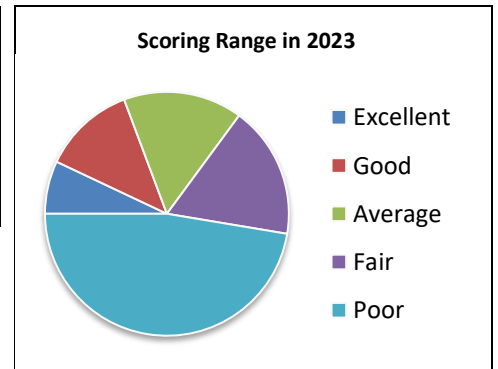
Bio Information	
Age	29
Height	5'8 (174cm)
Weight	149.6lbs (68kg)
Stance	Regular
Hometown	Sao Paulo
World CT Titles	-

2023 CT Stats	
Rank	5
Total Heat Wins	6
Average Heat Score	11.58
Highest Heat Score	16.33 - Round 4, Hurley Pro Sunset Beach v Miguel Pupo
Best Wave	9.00 - Quarter-Finals, Billabong Pro Pipeline v Liam O'Brien
Best Finish	3rd - Billabong Pro Pipeline

Career CT Stats	
Years on Tour	8 (2015-2023)
Total Heat Wins	70
Average Heat Score	10.92
Highest Heat Score	18.64 - Round 4, Tahiti Pro Teahupo'o 2019 v Jack Freestone
Total Events	57
Best Finish	2nd - Rip Curl Pro Bells Beach 2017

2023 CT Finishes										
Billabong Pro Pipeline	Hurley Pro Sunset Beach	MEO Rip Curl Pro Portugal	Rip Curl Pro Bells Beach	Margaret River Pro	Surf Ranch Pro	Surf City El Salvador Pro Presented by Corona	VIVO Rio Pro presented by Corona	Corona Open J-Bay	SHISEIDO Tahiti Pro Presented by Outerknown	Rip Curl WSL Finals
3rd	5th	-	-	-	-	-	-	-	-	-

Scoring Range in 2023		
Range	Waves Caught	Percentage of Total Waves Caught
Excellent (8.0-10)	4	7%
Good (6.0-7.9)	7	12%
Average (4.0-5.9)	9	15%
Fair (2.0-3.9)	10	17%
Poor (0-1.9)	27	47%



Career Finishes at Peniche	
Year	Round Finish
2022	Round 3
2019	Semi-Finals
2017	Round 3
2016	Round 3
2015	Round 3

Kanoa Igarashi (JAP)



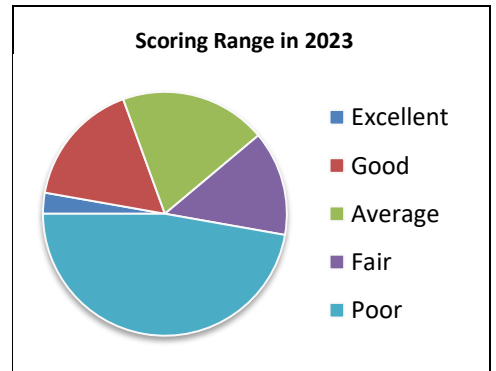
Bio Information	
Age	25
Height	5"10 (180cm)
Weight	165lbs (75kg)
Stance	Regular
Hometown	Huntington Beach, California
World CT Titles	-

2023 CT Stats	
Rank	16
Total Heat Wins	3
Average Heat Score	9.74
Highest Heat Score	15.07 - Round 3, Hurley Pro Sunset Beach v Jackson Baker
Best Wave	8.17 - Round 1, Hurley Pro Sunset Beach v Michael Rodrigues, Matthew McGillivray
Best Finish	9th - Hurley Pro Sunset Beach

Career CT Stats	
Years on Tour	7 (2016-2023)
Total Heat Wins	98
Average Heat Score	11.15
Highest Heat Score	18.04 - Round 4, Corona Open J-Bay 2018 v Gabriel Medina, Griffin Colapinto
Total Events	64
Best Finish	1st - Corona Bali Protected 2019

2023 CT Finishes										
Billabong Pro Pipeline	Hurley Pro Sunset Beach	MEO Rip Curl Pro Portugal	Rip Curl Pro Bells Beach	Margaret River Pro	Surf Ranch Pro	Surf City El Salvador Pro Presented by Corona	VIVO Rio Pro presented by Corona	Corona Open J-Bay	SHISEIDO Tahiti Pro Presented by Outerknown	Rip Curl WSL Finals
17th	9th	-	-	-	-	-	-	-	-	-

Scoring Range in 2023		
Range	Waves Caught	Percentage of Total Waves Caught
Excellent (8.0-10)	1	2%
Good (6.0-7.9)	6	16%
Average (4.0-5.9)	7	19%
Fair (2.0-3.9)	5	13%
Poor (0-1.9)	17	47%



Career Finishes at Peniche	
Year	Round Finish
2022	Quarter-Finals
2019	Semi-Finals
2018	Quarter-Finals
2017	Semi-Finals
2016	Round 3

Ezekiel Lau (HAW)



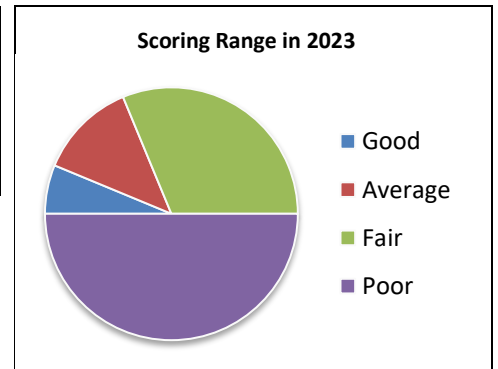
Bio Information	
Age	29
Height	6"2 (188cm)
Weight	202.4lbs (92kg)
Stance	Regular
Hometown	Honolulu, Oahu
World CT Titles	-

2023 CT Stats	
Rank	31
Total Heat Wins	0
Average Heat Score	6.61
Highest Heat Score	8.50 - Round 1, Billabong Pro Pipeline v Jadson Andre, Jack Robinson
Best Wave	6.33 - Round 1, Billabong Pro Pipeline v Jadson Andre, Jack Robinson
Best Finish	17th - Billabong Pro Pipeline

Career CT Stats	
Years on Tour	6 (2013-2023)
Total Heat Wins	31
Average Heat Score	10.73
Highest Heat Score	18.60 - Quarter-Finals, Rip Curl Pro Bells Beach 2017 v Filipe Toledo
Total Events	41
Best Finish	-

2023 CT Finishes										
Billabong Pro Pipeline	Hurley Pro Sunset Beach	MEO Rip Curl Pro Portugal	Rip Curl Pro Bells Beach	Margaret River Pro	Surf Ranch Pro	Surf City El Salvador Pro Presented by Corona	VIVO Rio Pro presented by Corona	Corona Open J-Bay	SHISEIDO Tahiti Pro Presented by Outerknown	Rip Curl WSL Finals
17th	33rd	-	-	-	-	-	-	-	-	-

Scoring Range in 2023		
Range	Waves Caught	Percentage of Total Waves Caught
Good (6.0-7.9)	1	6%
Average (4.0-5.9)	2	12%
Fair (2.0-3.9)	5	31%
Poor (0-1.9)	8	50%



Career Finishes at Peniche	
Year	Round Finish
2022	Round 3
2019	Round 2
2018	Round 4
2017	Round 2

Barron Mamiya (HAW)



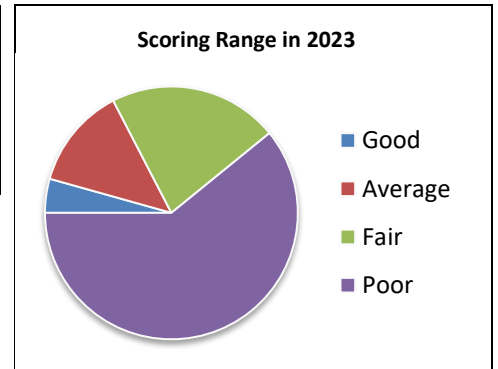
Bio Information	
Age	23
Height	5'8 (175cm)
Weight	136.4lbs (62kg)
Stance	Regular
Hometown	Haleiwa, Oahu
World CT Titles	-

2023 CT Stats	
Rank	24
Total Heat Wins	1
Average Heat Score	8.89
Highest Heat Score	10.17 - Round 1, Hurley Pro Sunset Beach v Caio Ibelli, Ezekiel Lau
Best Wave	7.17 - Round 1, Hurley Pro Sunset Beach v Caio Ibelli, Ezekiel Lau
Best Finish	17th - Billabong Pro Pipeline 17th - Hurley Pro Sunset Beach

Career CT Stats	
Years on Tour	4 (2018-2023)
Total Heat Wins	12
Average Heat Score	9.74
Highest Heat Score	17.00 - Final, Hurley Pro Sunset Beach 2022 v Kanoa Igarashi
Total Events	13
Best Finish	1st - Hurley Pro Sunset Beach 2022

2023 CT Finishes										
Billabong Pro Pipeline	Hurley Pro Sunset Beach	MEO Rip Curl Pro Portugal	Rip Curl Pro Bells Beach	Margaret River Pro	Surf Ranch Pro	Surf City El Salvador Pro Presented by Corona	VIVO Rio Pro presented by Corona	Corona Open J-Bay	SHISEIDO Tahiti Pro Presented by Outerknown	Rip Curl WSL Finals
17th	17th	-	-	-	-	-	-	-	-	-

Scoring Range in 2023		
Range	Waves Caught	Percentage of Total Waves Caught
Good (6.0-7.9)	1	4%
Average (4.0-5.9)	3	13%
Fair (2.0-3.9)	5	21%
Poor (0-1.9)	14	60%



Career Finishes at Peniche	
Year	Round Finish
2022	Round 3

Jake Marshall (USA)



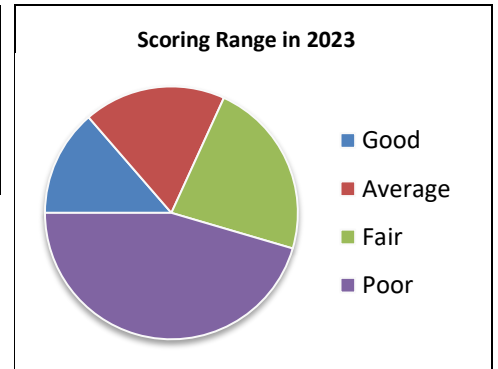
Bio Information	
Age	24
Height	5"11 (182cm)
Weight	162.8lbs (74kg)
Stance	Regular
Hometown	Encinitas
World CT Titles	-

2023 CT Stats	
Rank	24
Total Heat Wins	1
Average Heat Score	10.36
Highest Heat Score	11.83 - Round 1, Hurley Pro Sunset Beach v Jack Robinson, Eli Hanneman
Best Wave	7.50 - Round 1, Billabong Pro Pipeline v Kanoa Igarashi, Joao Chianca
Best Finish	17th - Billabong Pro Pipeline 17th - Hurley Pro Sunset Beach

Career CT Stats	
Years on Tour	2 (2022-2023)
Total Heat Wins	9
Average Heat Score	9.54
Highest Heat Score	13.93 - Round 3, Hurley Pro Sunset Beach 2022 v John John Florence
Total Events	12
Best Finish	-

2023 CT Finishes										
Billabong Pro Pipeline	Hurley Pro Sunset Beach	MEO Rip Curl Pro Portugal	Rip Curl Pro Bells Beach	Margaret River Pro	Surf Ranch Pro	Surf City El Salvador Pro Presented by Corona	VIVO Rio Pro presented by Corona	Corona Open J-Bay	SHISEIDO Tahiti Pro Presented by Outerknown	Rip Curl WSL Finals
17th	17th	-	-	-	-	-	-	-	-	-

Scoring Range in 2023		
Range	Waves Caught	Percentage of Total Waves Caught
Good (6.0-7.9)	3	13%
Average (4.0-5.9)	4	18%
Fair (2.0-3.9)	5	22%
Poor (0-1.9)	10	45%



Career Finishes at Peniche	
Year	Round Finish
2022	Round 4

Matthew McGillivray (ZAF)



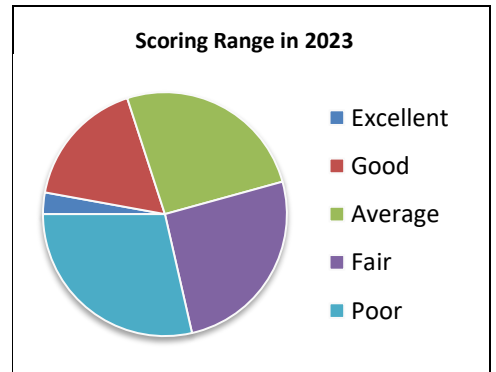
Bio Information	
Age	25
Height	5'8 (175cm)
Weight	138.6lbs (63kg)
Stance	Regular
Hometown	Jeffreys Bay, Natal
World CT Titles	-

2023 CT Stats	
Rank	15
Total Heat Wins	2
Average Heat Score	10.38
Highest Heat Score	15.17 - Round 4, Hurley Pro Sunset Beach v Kanoa Igarashi
Best Wave	8.00 - Round 4, Hurley Pro Sunset Beach v Kanoa Igarashi
Best Finish	5th - Hurley Pro Sunset Beach

Career CT Stats	
Years on Tour	4 (2018-2023)
Total Heat Wins	20
Average Heat Score	11.04
Highest Heat Score	17.33 - Round 1, Boost Mobile Margaret River Pro presented by Corona 2020-21 v Conner Coffin, Wade Carmichael
Total Events	20
Best Finish	-

2023 CT Finishes										
Billabong Pro Pipeline	Hurley Pro Sunset Beach	MEO Rip Curl Pro Portugal	Rip Curl Pro Bells Beach	Margaret River Pro	Surf Ranch Pro	Surf City El Salvador Pro Presented by Corona	VIVO Rio Pro presented by Corona	Corona Open J-Bay	SHISEIDO Tahiti Pro Presented by Outerknown	Rip Curl WSL Finals
33rd	5th	-	-	-	-	-	-	-	-	-

Scoring Range in 2023		
Range	Waves Caught	Percentage of Total Waves Caught
Excellent (8.0-10)	1	2%
Good (6.0-7.9)	6	17%
Average (4.0-5.9)	9	25%
Fair (2.0-3.9)	9	25%
Poor (0-1.9)	10	28%



Career Finishes at Peniche	
Year	Round Finish
2022	Round 2

Gabriel Medina (BRA)



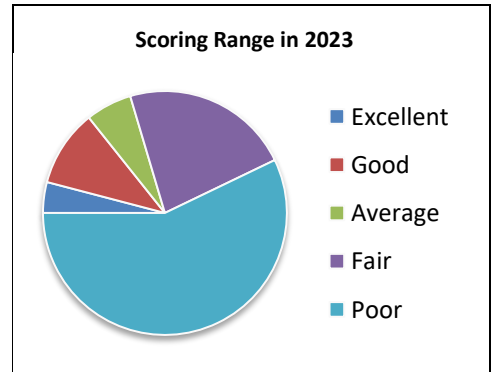
Bio Information	
Age	29
Height	5"10 (180cm)
Weight	176lbs (80kg)
Stance	Goofy
Hometown	Maresias, Sao Paulo
World CT Titles	2020-21, 2018, 2014

2023 CT Stats	
Rank	8
Total Heat Wins	4
Average Heat Score	12.58
Highest Heat Score	15.94 - Round 3, Hurley Pro Sunset Beach v Rio Waida
Best Wave	9.33 - Round 3, Billabong Pro Pipeline v Jake Marshall
Best Finish	9th - Billabong Pro Pipeline 9th - Hurley Pro Sunset Beach

Career CT Stats	
Years on Tour	13 (2010-2023)
Total Heat Wins	292
Average Heat Score	13.38
Highest Heat Score	19.83 - Round 4, Quiksilver Pro France 2015 v Matt Wilkinson, Owen Wright
Total Events	111
Best Finish - 16 Titles	1st - Rip Curl Narrabeen Classic presented by Corona 2020-21 1st - Rip Curl Rottneest Search presented by Corona 2020-21 1st - Corona Open J-Bay 2019 1st - Freshwater Pro 2019 1st - Tahiti Pro Teahupoo 2018 1st - Surf Ranch Open 2018 1st - Billabong Pipe Masters 2018 1st - Quiksilver Pro France 2017 1st - MEO Rip Curl Pro Portugal 2017 1st - Fiji Pro 2016 1st - Quiksilver Pro France 2015 1st - Quiksilver Pro Gold Coast 2014 1st - Fiji Pro 2014 1st - Billabong Pro Tahiti 2014 1st - Quiksilver Pro France 2011 1st - Rip Curl Search 2011

2023 CT Finishes										
Billabong Pro Pipeline	Hurley Pro Sunset Beach	MEO Rip Curl Pro Portugal	Rip Curl Pro Bells Beach	Margaret River Pro	Surf Ranch Pro	Surf City El Salvador Pro Presented by Corona	VIVO Rio Pro presented by Corona	Corona Open J-Bay	SHISEIDO Tahiti Pro Presented by Outerknown	Rip Curl WSL Finals
9th	9th	-	-	-	-	-	-	-	-	-

Scoring Range in 2023		
Range	Waves Caught	Percentage of Total Waves Caught
Excellent (8.0-10)	2	4%
Good (6.0-7.9)	5	10%
Average (4.0-5.9)	3	6%
Fair (2.0-3.9)	11	22%
Poor (0-1.9)	28	57%



Career Finishes at Peniche	
Year	Round Finish
2019	Round 4
2018	Semi-Finals
2017	Winner
2016	Round 3
2015	Quarter-Finals
2014	Round 3
2013	Round 2
2012	Final
2011	Round 3

Seth Moniz (HAW)



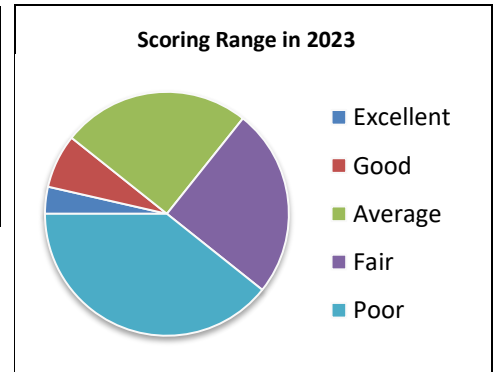
Bio Information	
Age	25
Height	-
Weight	-
Stance	Regular
Hometown	Honolulu, Oahu
World CT Titles	-

2023 CT Stats	
Rank	8
Total Heat Wins	4
Average Heat Score	9.34
Highest Heat Score	12.13 - Round 1, Hurley Pro Sunset Beach v Keanu Asing , Italo Ferreira
Best Wave	8.33 - Round 1, Hurley Pro Sunset Beach v Keanu Asing , Italo Ferreira
Best Finish	9th - Billabong Pro Pipeline 9th - Hurley Pro Sunset Beach

Career CT Stats	
Years on Tour	5 (2018-2023)
Total Heat Wins	33
Average Heat Score	10.36
Highest Heat Score	17.93 - Quarter-Finals, Billabong Pro Pipeline 2022 v John John Florence
Total Events	28
Best Finish	2nd - Billabong Pro Pipeline 2022

2023 CT Finishes										
Billabong Pro Pipeline	Hurley Pro Sunset Beach	MEO Rip Curl Pro Portugal	Rip Curl Pro Bells Beach	Margaret River Pro	Surf Ranch Pro	Surf City El Salvador Pro Presented by Corona	VIVO Rio Pro presented by Corona	Corona Open J-Bay	SHISEIDO Tahiti Pro Presented by Outerknown	Rip Curl WSL Finals
9th	9th	-	-	-	-	-	-	-	-	-

Scoring Range in 2023		
Range	Waves Caught	Percentage of Total Waves Caught
Excellent (8.0-10)	1	3%
Good (6.0-7.9)	2	7%
Average (4.0-5.9)	7	25%
Fair (2.0-3.9)	7	25%
Poor (0-1.9)	11	39%



Career Finishes at Peniche	
Year	Round Finish
2022	Round 3
2019	Round 2

Frederico Morais (POR)



Bio Information	
Age	31
Height	6'0 (185cm)
Weight	178.2lbs (81kg)
Stance	Regular
Hometown	Cascais
World CT Titles	-

2023 CT Stats	
Rank	-
Total Heat Wins	-
Average Heat Score	-
Highest Heat Score	-
Best Wave	-
Best Finish	-

Career CT Stats	
Years on Tour	8 (2013-2022)
Total Heat Wins	48
Average Heat Score	11.54
Highest Heat Score	19.77 - Quarter-Finals, Corona Open J-Bay 2017 v John John Florence
Total Events	45
Best Finish	-

2023 CT Finishes										
Billabong Pro Pipeline	Hurley Pro Sunset Beach	MEO Rip Curl Pro Portugal	Rip Curl Pro Bells Beach	Margaret River Pro	Surf Ranch Pro	Surf City El Salvador Pro Presented by Corona	VIVO Rio Pro presented by Corona	Corona Open J-Bay	SHISEIDO Tahiti Pro Presented by Outerknown	Rip Curl WSL Finals
-	-	-	-	-	-	-	-	-	-	-

Career Finishes at Peniche	
Year	Round Finish
2022	Round 4
2019	Round 3
2018	Round 4
2017	Round 5
2016	Round 3
2015	Quarter-Finals
2013	Round 3

Carlos Munoz (CRI)



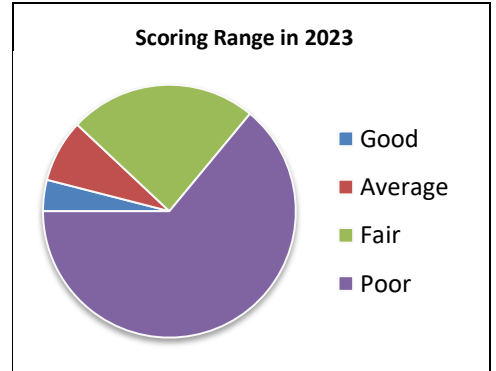
Bio Information	
Age	30
Height	-
Weight	-
Stance	Regular
Hometown	Puntarenas
World CT Titles	-

2023 CT Stats	
Rank	24
Total Heat Wins	0
Average Heat Score	5.62
Highest Heat Score	10.43 - Round 3, Hurley Pro Sunset Beach v Jack Robinson
Best Wave	6.93 - Round 3, Hurley Pro Sunset Beach v Jack Robinson
Best Finish	17th - Billabong Pro Pipeline 17th - Hurley Pro Sunset Beach

Career CT Stats	
Years on Tour	3 (2014-2023)
Total Heat Wins	3
Average Heat Score	7.88
Highest Heat Score	13.90 - Round 1, Hurley Pro Trestles 2014 v Gabriel Medina, Adam Melling
Total Events	5
Best Finish	-

2023 CT Finishes										
Billabong Pro Pipeline	Hurley Pro Sunset Beach	MEO Rip Curl Pro Portugal	Rip Curl Pro Bells Beach	Margaret River Pro	Surf Ranch Pro	Surf City El Salvador Pro Presented by Corona	VIVO Rio Pro presented by Corona	Corona Open J-Bay	SHISEIDO Tahiti Pro Presented by Outerknown	Rip Curl WSL Finals
17th	17th	-	-	-	-	-	-	-	-	-

Scoring Range in 2023		
Range	Waves Caught	Percentage of Total Waves Caught
Good (6.0-7.9)	1	4%
Average (4.0-5.9)	2	8%
Fair (2.0-3.9)	6	24%
Poor (0-1.9)	16	64%



Career Finishes at Peniche	
Year	Round Finish
CT Debut at this Event	

Liam O'Brien (AUS)



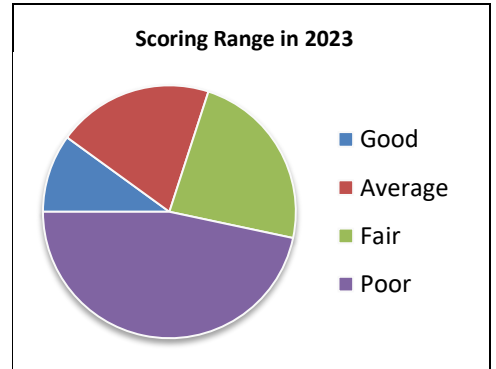
Bio Information	
Age	23
Height	-
Weight	-
Stance	Regular
Hometown	
World CT Titles	-

2023 CT Stats	
Rank	11
Total Heat Wins	2
Average Heat Score	8.85
Highest Heat Score	12.5 - Round 3, Hurley Pro Sunset Beach v Griffin Colapinto
Best Wave	7.33 - Round 3, Hurley Pro Sunset Beach v Griffin Colapinto
Best Finish	5th - Billabong Pro Pipeline

Career CT Stats	
Years on Tour	3 (2020-2023)
Total Heat Wins	5
Average Heat Score	9.38
Highest Heat Score	13.66 - Round 3, Rip Curl Rottneest Search presented by Corona 2020-21 v Filipe Toledo
Total Events	4
Best Finish	-

2023 CT Finishes										
Billabong Pro Pipeline	Hurley Pro Sunset Beach	MEO Rip Curl Pro Portugal	Rip Curl Pro Bells Beach	Margaret River Pro	Surf Ranch Pro	Surf City El Salvador Pro Presented by Corona	VIVO Rio Pro presented by Corona	Corona Open J-Bay	SHISEIDO Tahiti Pro Presented by Outerknown	Rip Curl WSL Finals
5th	17th	-	-	-	-	-	-	-	-	-

Scoring Range in 2023		
Range	Waves Caught	Percentage of Total Waves Caught
Good (6.0-7.9)	3	10%
Average (4.0-5.9)	6	20%
Fair (2.0-3.9)	7	23%
Poor (0-1.9)	14	46%



Career Finishes at Peniche	
Year	Round Finish
CT Debut at this Event	

Connor O'Leary (AUS)



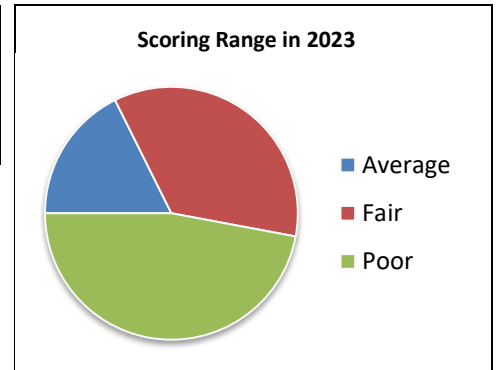
Bio Information	
Age	29
Height	6'0 (185cm)
Weight	187lbs (85kg)
Stance	Goofy
Hometown	Cronulla, NSW
World CT Titles	-

2023 CT Stats	
Rank	31
Total Heat Wins	0
Average Heat Score	8.14
Highest Heat Score	9.33 - Round 1, Hurley Pro Sunset Beach v Ryan Callinan, Gabriel Medina
Best Wave	5.60 - Round 1, Billabong Pro Pipeline v Jordy Smith, Maxime Huscenot
Best Finish	17th - Billabong Pro Pipeline

Career CT Stats	
Years on Tour	5 (2017-2023)
Total Heat Wins	42
Average Heat Score	10.68
Highest Heat Score	18.20 - Round 2, Oi Rio Pro 2017 v Stuart Kennedy
Total Events	41
Best Finish	-

2023 CT Finishes										
Billabong Pro Pipeline	Hurley Pro Sunset Beach	MEO Rip Curl Pro Portugal	Rip Curl Pro Bells Beach	Margaret River Pro	Surf Ranch Pro	Surf City El Salvador Pro Presented by Corona	VIVO Rio Pro presented by Corona	Corona Open J-Bay	SHISEIDO Tahiti Pro Presented by Outerknown	Rip Curl WSL Finals
17th	33rd	-	-	-	-	-	-	-	-	-

Scoring Range in 2023		
Range	Waves Caught	Percentage of Total Waves Caught
Average (4.0-5.9)	3	17%
Fair (2.0-3.9)	6	35%
Poor (0-1.9)	8	47%



Career Finishes at Peniche	
Year	Round Finish
2022	Round 4
2018	Round 2
2017	Round 5

Miguel Pupo (BRA)



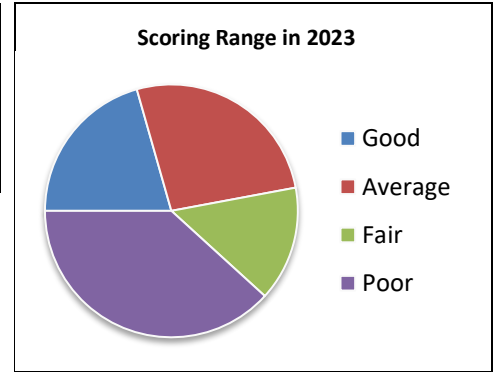
Bio Information	
Age	31
Height	5'8 (175cm)
Weight	149.6lbs (68kg)
Stance	Regular
Hometown	Itanhaem, Sao Paulo
World CT Titles	-

2023 CT Stats	
Rank	8
Total Heat Wins	3
Average Heat Score	10.46
Highest Heat Score	13.00 - Round 3, Billabong Pro Pipeline v Maxime Huscenot
Best Wave	7.17 - Round 4, Billabong Pro Pipeline v John John Florence
Best Finish	9th - Billabong Pro Pipeline 9th - Hurley Pro Sunset Beach

Career CT Stats	
Years on Tour	11 (2011-2023)
Total Heat Wins	97
Average Heat Score	11.26
Highest Heat Score	18.97 - Round 2, Billabong Pro Tahiti 2012 v Yadin Nicol
Total Events	95
Best Finish	1st - Outerknown Tahiti Pro 2022

2023 CT Finishes											
Billabong Pro Pipeline	Hurley Pro Sunset Beach	MEO Rip Curl Pro Portugal	Rip Curl Pro Bells Beach	Margaret River Pro	Surf Ranch Pro	Surf City El Salvador Pro Presented by Corona	VIVO Rio Pro presented by Corona	Corona Open J-Bay	SHISEIDO Tahiti Pro Presented by Outerknown	Rip Curl WSL Finals	
9th	9th	-	-	-	-	-	-	-	-	-	-

Scoring Range in 2023		
Range	Waves Caught	Percentage of Total Waves Caught
Good (6.0-7.9)	7	20%
Average (4.0-5.9)	9	26%
Fair (2.0-3.9)	5	14%
Poor (0-1.9)	13	38%



Career Finishes at Peniche	
Year	Round Finish
2022	Round 4
2018	Round 2
2017	Quarter-Finals
2016	Quarter-Finals
2015	Round 2
2014	Round 3
2013	Round 5
2012	Round 2
2011	Round 2

Samuel Pupo (BRA)



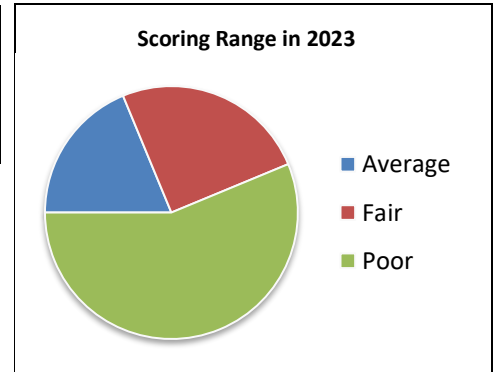
Bio Information	
Age	22
Height	-
Weight	-
Stance	Regular
Hometown	Itanhaem, Sao Paulo
World CT Titles	-

2023 CT Stats	
Rank	24
Total Heat Wins	1
Average Heat Score	6.67
Highest Heat Score	10.66 - Round 1, Hurley Pro Sunset Beach v Griffin Colapinto, Ian Gentil
Best Wave	5.83 - Round 1, Hurley Pro Sunset Beach v Griffin Colapinto, Ian Gentil
Best Finish	17th - Billabong Pro Pipeline 17th - Hurley Pro Sunset Beach

Career CT Stats	
Years on Tour	4 (2017-2023)
Total Heat Wins	16
Average Heat Score	8.27
Highest Heat Score	17.00 - Round 3, Oi Rio Pro 2022 v Caio Ibelli
Total Events	14
Best Finish	-

2023 CT Finishes										
Billabong Pro Pipeline	Hurley Pro Sunset Beach	MEO Rip Curl Pro Portugal	Rip Curl Pro Bells Beach	Margaret River Pro	Surf Ranch Pro	Surf City El Salvador Pro Presented by Corona	VIVO Rio Pro presented by Corona	Corona Open J-Bay	SHISEIDO Tahiti Pro Presented by Outerknown	Rip Curl WSL Finals
17th	17th	-	-	-	-	-	-	-	-	-

Scoring Range in 2023		
Range	Waves Caught	Percentage of Total Waves Caught
Average (4.0-5.9)	3	18%
Fair (2.0-3.9)	4	25%
Poor (0-1.9)	9	56%



Career Finishes at Peniche	
Year	Round Finish
2022	Round 3
2018	Round 2

Jack Robinson (AUS)



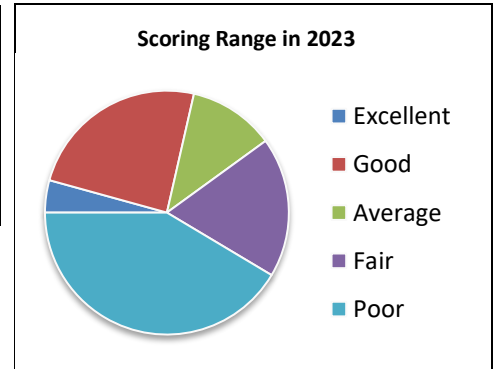
Bio Information	
Age	25
Height	-
Weight	-
Stance	Regular
Hometown	Margaret River, W.A
World CT Titles	-

2023 CT Stats	
Rank	1
Total Heat Wins	9
Average Heat Score	12.45
Highest Heat Score	16.33 - Semi-Finals, Hurley Pro Sunset Beach v Griffin Colapinto
Best Wave	8.33 - Semi-Finals, Hurley Pro Sunset Beach v Griffin Colapinto
Best Finish	1st - Billabong Pro Pipeline

Career CT Stats	
Years on Tour	8 (2013-2023)
Total Heat Wins	47
Average Heat Score	10.42
Highest Heat Score	18.67 - Round 1, Billabong Pro Pipeline 2022 v Kelly Slater, Lucca Mesinas
Total Events	25
Best Finish - 4 Titles	1st - Billabong Pro Pipeline 2023 1st - Margaret River Pro 2022 1st - Quiksilver Pro G-Land 2022 1st - Corona Open Mexico presented by Quiksilver 2020-21

2023 CT Finishes										
Billabong Pro Pipeline	Hurley Pro Sunset Beach	MEO Rip Curl Pro Portugal	Rip Curl Pro Bells Beach	Margaret River Pro	Surf Ranch Pro	Surf City El Salvador Pro Presented by Corona	VIVO Rio Pro presented by Corona	Corona Open J-Bay	SHISEIDO Tahiti Pro Presented by Outerknown	Rip Curl WSL Finals
1st	3rd	-	-	-	-	-	-	-	-	-

Scoring Range in 2023		
Range	Waves Caught	Percentage of Total Waves Caught
Excellent (8.0-10)	3	4%
Good (6.0-7.9)	17	24%
Average (4.0-5.9)	8	11%
Fair (2.0-3.9)	13	18%
Poor (0-1.9)	29	41%



Career Finishes at Peniche	
Year	Round Finish
2022	Round 3

Callum Robson (AUS)



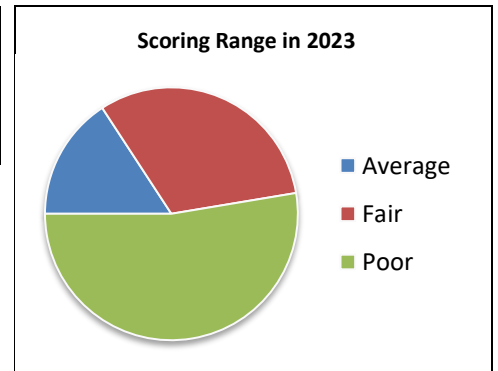
Bio Information	
Age	22
Height	5"10 (178cm)
Weight	173.8lbs (79kg)
Stance	Regular
Hometown	Evans Head, NSW
World CT Titles	-

2023 CT Stats	
Rank	16
Total Heat Wins	1
Average Heat Score	6.19
Highest Heat Score	8.33 - Round 3, Hurley Pro Sunset Beach v Nat Young
Best Wave	4.73 - Round 3, Hurley Pro Sunset Beach v Nat Young
Best Finish	9th - Billabong Pro Pipeline

Career CT Stats	
Years on Tour	2 (2022-2023)
Total Heat Wins	15
Average Heat Score	8.31
Highest Heat Score	15.57 - Round 2, Oi Rio Pro 2022 v Gabriel Medina
Total Events	12
Best Finish	-

2023 CT Finishes										
Billabong Pro Pipeline	Hurley Pro Sunset Beach	MEO Rip Curl Pro Portugal	Rip Curl Pro Bells Beach	Margaret River Pro	Surf Ranch Pro	Surf City El Salvador Pro Presented by Corona	VIVO Rio Pro presented by Corona	Corona Open J-Bay	SHISEIDO Tahiti Pro Presented by Outerknown	Rip Curl WSL Finals
9th	17th	-	-	-	-	-	-	-	-	-

Scoring Range in 2023		
Range	Waves Caught	Percentage of Total Waves Caught
Average (4.0-5.9)	3	15%
Fair (2.0-3.9)	6	31%
Poor (0-1.9)	10	52%



Career Finishes at Peniche	
Year	Round Finish
2022	Round 4

Michael Rodrigues (BRA)



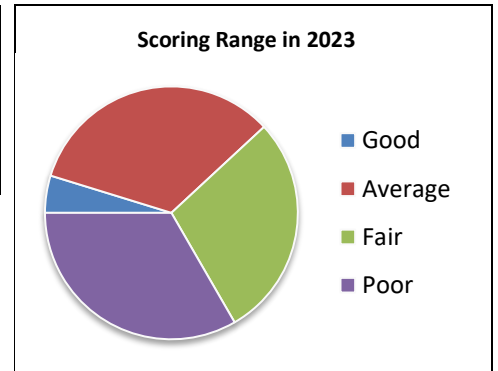
Bio Information	
Age	28
Height	5'8 (175cm)
Weight	165lbs (75kg)
Stance	Regular
Hometown	Florianopolis
World CT Titles	-

2023 CT Stats	
Rank	24
Total Heat Wins	0
Average Heat Score	7.99
Highest Heat Score	11.47 - Round 1, Hurley Pro Sunset Beach v Kanoa Igarashi, Matthew McGillivray
Best Wave	6.00 - Round 1, Hurley Pro Sunset Beach v Kanoa Igarashi, Matthew McGillivray
Best Finish	17th - Billabong Pro Pipeline 17th - Hurley Pro Sunset Beach

Career CT Stats	
Years on Tour	4 (2018-2023)
Total Heat Wins	22
Average Heat Score	9.73
Highest Heat Score	15.00 - Round 3, Quiksilver Pro Gold Coast 2018 v Jordy Smith
Total Events	25
Best Finish	-

2023 CT Finishes										
Billabong Pro Pipeline	Hurley Pro Sunset Beach	MEO Rip Curl Pro Portugal	Rip Curl Pro Bells Beach	Margaret River Pro	Surf Ranch Pro	Surf City El Salvador Pro Presented by Corona	VIVO Rio Pro presented by Corona	Corona Open J-Bay	SHISEIDO Tahiti Pro Presented by Outerknown	Rip Curl WSL Finals
17th	17th	-	-	-	-	-	-	-	-	-

Scoring Range in 2023		
Range	Waves Caught	Percentage of Total Waves Caught
Good (6.0-7.9)	1	4%
Average (4.0-5.9)	7	33%
Fair (2.0-3.9)	6	28%
Poor (0-1.9)	7	33%



Career Finishes at Peniche	
Year	Round Finish
2019	Round 4
2018	Round 3

Kelly Slater (USA)



Bio Information	
Age	51
Height	5'8 (175cm)
Weight	158.4lbs (72kg)
Stance	Regular
Hometown	Cocoa Beach, Florida
World CT Titles	2011, 2010, 2008, 2006, 2005, 1998, 1997, 1996, 1995, 1994, 1992

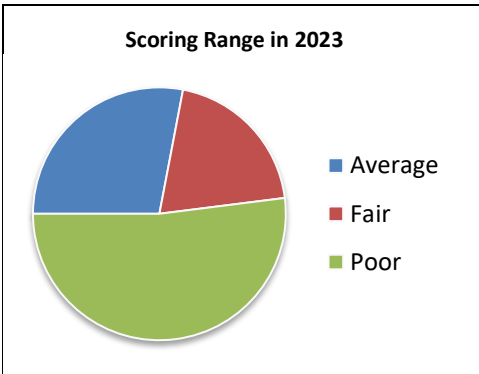
2023 CT Stats	
Rank	16
Total Heat Wins	2
Average Heat Score	7.99
Highest Heat Score	9.70 - Round 1, Hurley Pro Sunset Beach v Miguel Pupo, Maxime Huscenot
Best Wave	5.83 - Round 1, Hurley Pro Sunset Beach v Miguel Pupo, Maxime Huscenot
Best Finish	9th - Hurley Pro Sunset Beach

Career CT Stats	
Years on Tour	34 (1989-2023)
Total Heat Wins	861
Average Heat Score	22.02
Highest Heat Score	101.90 - Round 3, Quiksilver Lacanau Pro 1990 v Nicky Wood
Total Events	286
Best Finish - 56 Titles	1st - Billabong Pro Pipeline 2022 1st - Billabong Pro Tahiti 2016 1st - Quiksilver Pro Gold Coast 2013 1st - Volcom Fiji Pro 2013 1st - Billabong Pipeline Masters 2013 1st - Volcom Fiji Pro 2012 1st - Hurley Pro Trestles 2012 1st - Quiksilver Pro France 2012 1st - Quiksilver Pro Gold Coast 2011 1st - Billabong Pro Tahiti 2011 1st - Hurley Pro Trestles 2011 1st - Rip Curl Pro Bells Beach 2010 1st - Hurley Pro Trestles 2010 1st - Rip Curl Pro Portugal 2010 1st - Rip Curl Search 2010 1st - Hang Loose Santa Catarina Pro 2009 1st - Quiksilver Pro Gold Coast 2008 1st - Rip Curl Pro Bells Beach 2008 1st - Boost Mobile Pro 2008 1st - Billabong Pipeline Masters 2008 1st - Globe Pro Fiji 2008 1st - Billabong Pro J-Bay 2008 1st - Boost Mobile Pro 2007 1st - Quiksilver Pro Gold Coast 2006 1st - Rip Curl Pro Bells Beach 2006 1st - Billabong Pro Tahiti 2005 1st - Globe WCT Fiji 2005 1st - Billabong Pro J-Bay 2005 1st - Boost Mobile Pro 2005 1st - Billabong Pro Tahiti 2003 1st - Billabong Pro J-Bay 2003 1st - Billabong Pro Mundaka 2003 1st - Nova Schin Festival Brazil 2003 1st - Gotcha Pro Tahiti 2000 1st - Mountain Dew Gerry Lopez Pipe Masters 1999 1st - Billabong Pro Gold Coast 1998 1st - Coca-Cola Surf Classic 1997 1st - Billabong Pro Gold Coast 1997 1st - Tokushima Pro 1997 1st - Marui Pro 1997 1st - Kaiser Summer Surf 1997 1st - Coke Surf Classic 1996 1st - Rip Curl Pro Saint Leu 1996 1st - CSI Presents the Billabong Pro 1996 1st - US Open of Surfing 1996 1st - Rip Curl Pro Hossegor 1996 1st - Quiksilver Surf Masters 1996 1st - Chiemsee Gerry Lopez Pipe Masters 1996

1st - Quiksilver Pro 1995 1st - Chiemsee Pipe Masters 1995 1st - Rip Curl Pro Bells Beach 1994 1st - Chiemsee Gerry Lopez Pipe Masters 1994 1st - Gotcha Lacanau Pro 1994 1st - Marui Pro 1993 1st - Rip Curl Pro Landes 1992 1st - Marui Masters Pipeline 1992
--

2023 CT Finishes										
Billabong Pro Pipeline	Hurley Pro Sunset Beach	MEO Rip Curl Pro Portugal	Rip Curl Pro Bells Beach	Margaret River Pro	Surf Ranch Pro	Surf City El Salvador Pro Presented by Corona	VIVO Rio Pro presented by Corona	Corona Open J-Bay	SHISEIDO Tahiti Pro Presented by Outerknown	Rip Curl WSL Finals
17th	9th	-	-	-	-	-	-	-	-	-

Scoring Range in 2023		
Range	Waves Caught	Percentage of Total Waves Caught
Average (4.0-5.9)	7	28%
Fair (2.0-3.9)	5	20%
Poor (0-1.9)	13	52%



Career Finishes at Peniche	
Year	Round Finish
2022	Round 4
2019	Round 4
2016	Round 3
2015	Round 3
2014	Round 3
2013	Round 2
2012	Round 3
2011	Final
2010	Winner
2009	Round 2

Jordy Smith (ZAF)



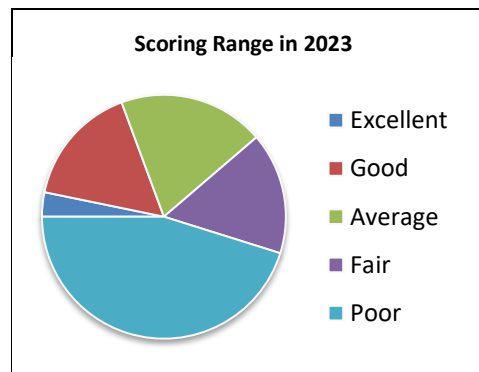
Bio Information	
Age	35
Height	6'3 (191cm)
Weight	189.2lbs (86kg)
Stance	Regular
Hometown	Durban
World CT Titles	-

2023 CT Stats	
Rank	11
Total Heat Wins	3
Average Heat Score	11.52
Highest Heat Score	13.50 - Round 4, Billabong Pro Pipeline v Ian Gentil
Best Wave	8.50 - Round 3, Billabong Pro Pipeline v Nat Young
Best Finish	5th - Billabong Pro Pipeline

Career CT Stats	
Years on Tour	17 (2006-2023)
Total Heat Wins	288
Average Heat Score	13.14
Highest Heat Score	20.00 - Round 3, Corona Open J-Bay 2017 v Leonardo Fioravanti
Total Events	138
Best Finish - 6 Titles	1st - Rip Curl Pro Bells Beach 2017 1st - Hurley Pro Trestles 2016 1st - Hurley Pro Trestles 2014 1st - Billabong Rio Pro 2013 1st - Billabong Pro J-Bay 2011 1st - Billabong Pro J-Bay 2010

2023 CT Finishes										
Billabong Pro Pipeline	Hurley Pro Sunset Beach	MEO Rip Curl Pro Portugal	Rip Curl Pro Bells Beach	Margaret River Pro	Surf Ranch Pro	Surf City El Salvador Pro Presented by Corona	VIVO Rio Pro presented by Corona	Corona Open J-Bay	SHISEIDO Tahiti Pro Presented by Outerknown	Rip Curl WSL Finals
5th	17th	-	-	-	-	-	-	-	-	-

Scoring Range in 2023		
Range	Waves Caught	Percentage of Total Waves Caught
Excellent (8.0-10)	1	3%
Good (6.0-7.9)	5	16%
Average (4.0-5.9)	6	19%
Fair (2.0-3.9)	5	16%
Poor (0-1.9)	14	45%



Career Finishes at Peniche	
Year	Round Finish
2022	Quarter-Finals
2019	Final
2018	Round 3
2017	Round 3
2016	Semi-Finals
2014	Final
2013	Quarter-Finals
2012	Round 2
2011	Round 3
2010	Final
2009	Quarter-Finals

Filipe Toledo (BRA)



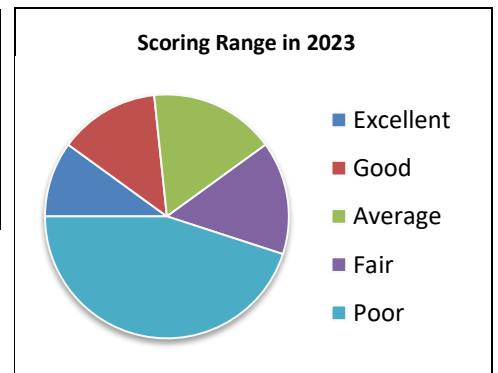
Bio Information	
Age	27
Height	5'8 (175cm)
Weight	140.8lbs (64kg)
Stance	Regular
Hometown	Ubatuba, Sao Paulo
World CT Titles	2022

2023 CT Stats	
Rank	2
Total Heat Wins	9
Average Heat Score	12.14
Highest Heat Score	17.74 - Final, Hurley Pro Sunset Beach v Griffin Colapinto
Best Wave	9.47 - Final, Hurley Pro Sunset Beach v Griffin Colapinto
Best Finish	1st - Hurley Pro Sunset Beach

Career CT Stats	
Years on Tour	10 (2013-2023)
Total Heat Wins	212
Average Heat Score	13.20
Highest Heat Score	19.87 - Final, Oi Rio Pro 2015 v Bede Durbidge
Total Events	93
Best Finish - 13 Titles	1st - Hurley Pro Sunset Beach 2023 1st - Rip Curl Pro Bells Beach 2022 1st - Oi Rio Pro 2022 1st - Boost Mobile Margaret River Pro presented by Corona 2020-21 1st - Jeep Surf Ranch Pro presented by Adobe 2020-21 1st - Oi Rio Pro 2019 1st - Oi Rio Pro 2018 1st - Corona Open J-Bay 2018 1st - Hurley Pro 2017 1st - Corona Open J-Bay 2017 1st - Quiksilver Pro Gold Coast 2015 1st - Oi Rio Pro 2015 1st - Moche Rip Curl Pro Portugal 2015

2023 CT Finishes										
Billabong Pro Pipeline	Hurley Pro Sunset Beach	MEO Rip Curl Pro Portugal	Rip Curl Pro Bells Beach	Margaret River Pro	Surf Ranch Pro	Surf City El Salvador Pro Presented by Corona	VIVO Rio Pro presented by Corona	Corona Open J-Bay	SHISEIDO Tahiti Pro Presented by Outerknown	Rip Curl WSL Finals
5th	1st	-	-	-	-	-	-	-	-	-

Scoring Range in 2023		
Range	Waves Caught	Percentage of Total Waves Caught
Excellent (8.0-10)	6	10%
Good (6.0-7.9)	8	13%
Average (4.0-5.9)	10	16%
Fair (2.0-3.9)	9	15%
Poor (0-1.9)	27	45%



Career Finishes at Peniche	
Year	Round Finish
2022	Final
2019	Quarter-Finals
2018	Round 3
2017	Round 2
2016	Round 3
2015	Final
2014	Quarter-Finals
2013	Round 3

Rio Waida (IND)



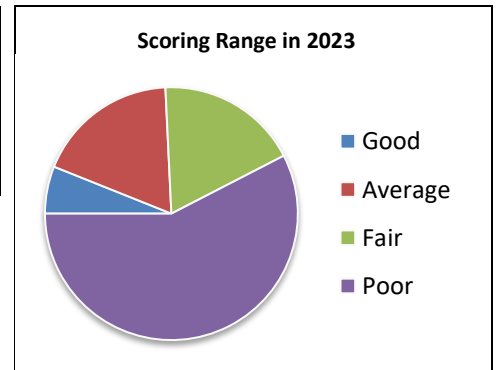
Bio Information	
Age	23
Height	-
Weight	-
Stance	Regular
Hometown	Bali
World CT Titles	-

2023 CT Stats	
Rank	16
Total Heat Wins	2
Average Heat Score	8.7
Highest Heat Score	13.60 - Round 3, Billabong Pro Pipeline v Connor O'Leary
Best Wave	7.00 - Round 3, Billabong Pro Pipeline v Connor O'Leary
Best Finish	9th - Billabong Pro Pipeline

Career CT Stats	
Years on Tour	4 (2019-2023)
Total Heat Wins	5
Average Heat Score	9.77
Highest Heat Score	13.60 - Round 3, Billabong Pro Pipeline 2023 v Connor O'Leary
Total Events	5
Best Finish	-

2023 CT Finishes										
Billabong Pro Pipeline	Hurley Pro Sunset Beach	MEO Rip Curl Pro Portugal	Rip Curl Pro Bells Beach	Margaret River Pro	Surf Ranch Pro	Surf City El Salvador Pro Presented by Corona	VIVO Rio Pro presented by Corona	Corona Open J-Bay	SHISEIDO Tahiti Pro Presented by Outerknown	Rip Curl WSL Finals
9th	17th	-	-	-	-	-	-	-	-	-

Scoring Range in 2023		
Range	Waves Caught	Percentage of Total Waves Caught
Good (6.0-7.9)	2	6%
Average (4.0-5.9)	6	18%
Fair (2.0-3.9)	6	18%
Poor (0-1.9)	19	57%



Career Finishes at Peniche	
Year	Round Finish
CT Debut at this Event	

Nat Young (USA)



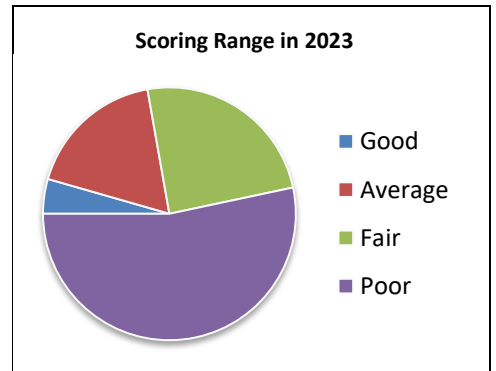
Bio Information	
Age	31
Height	5"10 (180cm)
Weight	158.4lbs (72kg)
Stance	Goofy
Hometown	Santa Cruz, California
World CT Titles	-

2023 CT Stats	
Rank	11
Total Heat Wins	3
Average Heat Score	9.07
Highest Heat Score	12.1 - Round 4, Hurley Pro Sunset Beach v John John Florence
Best Wave	7.6 - Round 4, Hurley Pro Sunset Beach v John John Florence
Best Finish	5th - Hurley Pro Sunset Beach

Career CT Stats	
Years on Tour	9 (2012-2023)
Total Heat Wins	89
Average Heat Score	11.69
Highest Heat Score	18.23 - Round 2, Volcom Fiji Pro 2013 v Filipe Toledo
Total Events	66
Best Finish	-

2023 CT Finishes										
Billabong Pro Pipeline	Hurley Pro Sunset Beach	MEO Rip Curl Pro Portugal	Rip Curl Pro Bells Beach	Margaret River Pro	Surf Ranch Pro	Surf City El Salvador Pro Presented by Corona	VIVO Rio Pro presented by Corona	Corona Open J-Bay	SHISEIDO Tahiti Pro Presented by Outerknown	Rip Curl WSL Finals
17th	5th	-	-	-	-	-	-	-	-	-

Scoring Range in 2023		
Range	Waves Caught	Percentage of Total Waves Caught
Good (6.0-7.9)	2	4%
Average (4.0-5.9)	8	17%
Fair (2.0-3.9)	11	24%
Poor (0-1.9)	24	53%



Career Finishes at Peniche	
Year	Round Finish
2022	Round 4
2017	Round 2
2016	Round 2
2015	Round 5
2014	Round 2
2013	Final