

FIXTURES & RESULTS 2023

Date	Location	Country	Event	Winner	Runner-Up
Jan 29-Feb 10	Banzai Pipeline	Hawaii	Billabong Pro Pipeline	Jack Robinson	Leonardo Fioravanti
Feb 12-23	Sunset Beach	Hawaii	Hurley Pro Sunset Beach	Filipe Toledo	Griffin Colapinto
Mar 08-16	Peniche	Portugal	MEO Rip Curl Pro Portugal	Joao Chianca	Jack Robinson
Apr 04-14	Bells Beach	Australia	Rip Curl Pro Bells Beach	-	-
Apr 20-30	Margaret River Main Break	Australia	Margaret River Pro	-	-
May 27-28	Surf Ranch	USA	Surf Ranch Pro	-	-
Jun 09-18	Punta Roca	El Salvador	Surf City El Salvador Pro Presented by Corona	-	-
Jun 23-Jul 01	Saquarema	Brazil	VIVO Rio Pro presented by Corona	-	-
Jul 13-22	Jeffery's Bay	South Africa	Corona Open J-Bay	-	-
Aug 11-20	Teahupoo	Tahiti	SHISEIDO Tahiti Pro Presented by Outerknown	-	-
Sep 07-15	Lower Trestles	USA	Rip Curl WSL Finals	-	-

PAST WORLD CHAMPIONS (1976-2022)

Season	Winner	Country
1976	Peter Townend	Australia
1977	Shaun Tomson	South Africa
1978	Wayne Bartholomew	Australia
1979	Mark Richards	Australia
1980	Mark Richards	Australia
1981	Mark Richards	Australia
1982	Mark Richards	Australia
1983-84	Tom Carroll	Australia
1984-85	Tom Carroll	Australia
1985-86	Tom Curren	USA
1986-87	Tom Curren	USA
1987-88	Damien Hardman	Australia
1988	Barton Lynch	Australia
1989	Martin Potter	Great Britain
1990	Tom Curren	USA
1991	Damien Hardman	Australia
1992	Kelly Slater	USA
1993	Derek Ho	Hawaii
1994	Kelly Slater	USA
1995	Kelly Slater	USA
1996	Kelly Slater	USA
1997	Kelly Slater	USA
1998	Kelly Slater	USA
1999	Mark Occhilupo	Australia
2000	Sunny Garcia	Hawaii
2001	CJ Hobgood	USA
2002	Andy Irons	Hawaii
2003	Andy Irons	Hawaii
2004	Andy Irons	Hawaii
2005	Kelly Slater	USA
2006	Kelly Slater	USA
2007	Mick Fanning	Australia
2008	Kelly Slater	USA
2009	Mick Fanning	Australia
2010	Kelly Slater	USA
2011	Kelly Slater	USA
2012	Joel Parkinson	Australia
2013	Mick Fanning	Australia
2014	Gabriel Medina	Brazil
2015	Adriano de Souza	Brazil
2016	John John Florence	Hawaii
2017	John John Florence	Hawaii
2018	Gabriel Medina	Brazil
2019	Italo Ferreira	Brazil
2020-21	Gabriel Medina	Brazil
2022	Filipe Toledo	Brazil

BELLS BEACH EVENT HISTORY (1976-2022)

Season	Winner	Country	Stance	Score	Runner-Up
1976	Ian Cairns	AUS	Regular	1631.00	Jeff Hakman(2), Richard Harvey(3), Reno Abellira(4), Mark Warren(5), Paul Neilsen(6), Ron Ford(7), Bobby Owens(8), Mark Richards(9), Wayne Bartholomew(10), Peter Townend(11), Terry Richardson(12), Wayne Lynch(13), Steve Jones(14), Allan 'Wally' Tibballs(15), Michael Peterson(16), Guy Omerod(17), Rory Russell(18), Wayne Deane(19), Rod Brooks(20), Frank Latta(21), Maurice Fleming(22), Kevin Davidson(23), Andrew McKinnon(24), Col (Narrabeen) Smith(25), Anthony Hardwick(26), Michael Ho(27), Brian Cregan(28), Terry Fitzgerald(29), Peter Drouyn(30)
1977	Shaun Tomson	ZAF	Regular	100.00	Simon Anderson(2), Rory Russell(3), Ron Ford(3), Phil Byrne(5), Paul Neilsen(5), Bruce Raymond(5), Chris Byrne(5), Terry Fitzgerald(9), Peter Drouyn(9), Brian Cregan(9), Wayne Lynch(9), Mark Richards(9), Wayne Bartholomew(9), Buzzy Kerbox(9), Michael Peterson(9), Craig Bettenay(17), Rod Brooks(17), Kym Thompson(17), Wayne Deane(17), Storm Carter(17), Mark Sedlack(17), Ian Cairns(17), Mark Warren(17), Michael Ho(17), Cheyne Horan(17), Bobby Owens(17), Terry Richardson(17), James Jones(17), Reno Abellira(17), Col (Narrabeen) Smith(17), Allan 'Wally' Tibballs(32)
1978	Mark Richards	AUS	Regular	-	Wayne Bartholomew
1979	Mark Richards	AUS	Regular	-	Wayne Bartholomew
1980	Mark Richards	AUS	Regular	-	Wayne Bartholomew
1981	Simon Anderson	AUS	Regular	3.00	Cheyne Horan
1982	Mark Richards	AUS	Regular	-	Tom Carroll
1983-84	Cheyne Horan	AUS	Regular	2.00	Tom Carroll
1984-85	Tom Curren	USA	Regular	2.00	Richard Cram
1985-86	Tom Carroll	AUS	Goofy	5.00	Tom Curren
1986-87	Nicky Wood	AUS	Regular	3.00	Richard Marsh
1987-88	Damien Hardman	AUS	Goofy	126.60	Tom Carroll
1989	Martin Potter	GB	Regular	123.50	Damien Hardman
1990	Tom Curren	USA	Regular	111.30	Dave Macaulay
1991	Barton Lynch	AUS	Goofy	71.80	Damien Hardman
1992	Richie Collins	USA	Regular	30.00	Martin Potter
1993	Damien Hardman	AUS	Goofy	22.00	Barton Lynch
1994	Kelly Slater	USA	Regular	29.70	Martin Potter
1995	Sunny Garcia	HAW	Regular	34.70	John Shimooka
1996	Sunny Garcia	HAW	Regular	30.80	Todd Prestage
1997	Matt Hoy	AUS	Regular	26.50	Damien Hardman
1998	Mark Occhilupo	AUS	Goofy	24.25	Shane Dorian
1999	Shane Dorian	HAW	Regular	24.75	Sunny Garcia
2000	Sunny Garcia	HAW	Regular	23.05	Flavio Padaratz

2001	Mick Fanning	AUS	Regular	20.85	Daniel Wills
2002	Andy Irons	HAW	Regular	24.45	Sunny Garcia
2003	Andy Irons	HAW	Regular	17.57	Joel Parkinson
2004	Joel Parkinson	AUS	Regular	17.13	Taj Burrow
2005	Trent Munro	AUS	Regular	16.57	Andy Irons
2006	Kelly Slater	USA	Regular	15.44	Joel Parkinson
2007	Taj Burrow	AUS	Regular	16.83	Andy Irons
2008	Kelly Slater	USA	Regular	15.63	Bede Durbidge
2009	Joel Parkinson	AUS	Regular	17.40	Adam Robertson
2010	Kelly Slater	USA	Regular	17.03	Mick Fanning
2011	Joel Parkinson	AUS	Regular	18.53	Mick Fanning
2012	Mick Fanning	AUS	Regular	18.80	Kelly Slater
2013	Adriano de Souza	BRA	Regular	16.26	Nat Young
2014	Mick Fanning	AUS	Regular	16.83	Taj Burrow
2015	Mick Fanning	AUS	Regular	15.27	Adriano de Souza
2016	Matt Wilkinson	AUS	Goofy	17.37	Jordy Smith
2017	Jordy Smith	ZAF	Regular	18.90	Caio Ibelli
2018	Italo Ferreira	BRA	Goofy	15.66	Mick Fanning
2019	John John Florence	HAW	Regular	14.30	Filipe Toledo
2022	Filipe Toledo	BRA	Regular	14.74	Callum Robson

EVENT MULTIPLE WINNERS (1976-2022)

Total Victories	Surfer	Country	Years
4	Mick Fanning	AUS	2001, 2012, 2014, 2015
4	Kelly Slater	USA	1994, 2006, 2008, 2010
4	Mark Richards	AUS	1978, 1979, 1980, 1982
3	Joel Parkinson	AUS	2004, 2009, 2011
3	Sunny Garcia	HAW	1995, 1996, 2000
2	Andy Irons	HAW	2002, 2003
2	Damien Hardman	AUS	1987-88, 1993
2	Tom Curren	USA	1984-85, 1990

EVENT APPEARANCE RECORDS (1976-2022)

Total Events	Surfer	Span
25	Kelly Slater	1992-2022
20	Taj Burrow	1997-2016
20	Mick Fanning	2000-2022
19	Taylor Knox	1993-2012
18	Joel Parkinson	2001-2018
18	Mark Occhilupo	1983-2007
18	Sunny Garcia	1987-2005
17	Luke Egan	1989-2005
17	CJ Hobgood	1999-2015
16	Damien Hardman	1983-2000
16	Cheyne Horan	1977-1993

WSL 2023 CT SEASON LEADERS

Average Heat Score	
Surfer	Average
Joao Chianca	13.45
Jack Robinson	12.79
John John Florence	12.62
Griffin Colapinto	12.27
Gabriel Medina	12.18
Filipe Toledo	11.25
Jordy Smith	11.21
Caio Ibelli	10.76
Ethan Ewing	10.60
Ryan Callinan	10.60

Highest Scoring Heat		
Surfer	Heat Score	Event
John John Florence	19.33	Billabong Pro Pipeline
Griffin Colapinto	17.90	Hurley Pro Sunset Beach
Filipe Toledo	17.74	Hurley Pro Sunset Beach
Joao Chianca	17.57	MEO Rip Curl Pro Portugal
Griffin Colapinto	17.00	MEO Rip Curl Pro Portugal
Joao Chianca	16.83	Hurley Pro Sunset Beach
Caio Ibelli	16.33	Hurley Pro Sunset Beach
Jack Robinson	16.33	Hurley Pro Sunset Beach
Jack Robinson	16.17	MEO Rip Curl Pro Portugal
Gabriel Medina	15.94	Hurley Pro Sunset Beach

Average Wave Score	
Surfer	Average
Jack Robinson	3.66
Jackson Baker	3.55
Griffin Colapinto	3.51
Joao Chianca	3.48
Matthew McGillivray	3.45
John John Florence	3.34
Ethan Ewing	3.23
Leonardo Fioravanti	3.18
Connor O'Leary	3.11
Jordy Smith	3.10

Most Total Heat Wins	
Surfer	Heat Wins
Jack Robinson	14
Joao Chianca	13
Filipe Toledo	9
Caio Ibelli	8
Griffin Colapinto	8
Leonardo Fioravanti	8
Yago Dora	7
Ethan Ewing	6
Gabriel Medina	6
John John Florence	5

Total Waves Caught	
Surfer	Total Waves
Joao Chianca	122
Jack Robinson	111
Caio Ibelli	90
Yago Dora	86
Gabriel Medina	85
Griffin Colapinto	77
Filipe Toledo	72
Leonardo Fioravanti	68
Ian Gentil	68
Rio Waida	64

Highest Scoring Wave		
Surfer	Heat Score	Event
Callum Robson	10.00	Round 2,Heat 4,Wave 3,MEO Rip Curl Pro Portugal
John John Florence	9.93	Round 4,Heat 8,Wave 2,Billabong Pro Pipeline
Callum Robson	9.57	Quarter-Finals,Heat 2,Wave 3,MEO Rip Curl Pro Portugal
Griffin Colapinto	9.50	Round 4,Heat 8,Wave 10,MEO Rip Curl Pro Portugal
Filipe Toledo	9.47	Final,Heat 1,Wave 5,Hurley Pro Sunset Beach
Joao Chianca	9.43	Semi-Finals,Heat 1,Wave 9,MEO Rip Curl Pro Portugal
John John Florence	9.40	Round 4,Heat 8,Wave 4,Billabong Pro Pipeline
Gabriel Medina	9.33	Round 3,Heat 14,Wave 7,Billabong Pro Pipeline
Italo Ferreira	9.33	Round 4,Heat 7,Wave 4,MEO Rip Curl Pro Portugal
Griffin Colapinto	9.17	Final,Heat 1,Wave 1,Hurley Pro Sunset Beach

Highest % of Excellent Scores of total waves caught	
Surfer	Excellent Scores (8.0 – 10.0)
Joao Chianca	9%
Filipe Toledo	8%
Griffin Colapinto	7%
Jack Robinson	5%
John John Florence	5%
Caio Ibelli	5%
Kanoa Igarashi	3%
Callum Robson	3%
Jackson Baker	3%
Matthew McGillivray	2%

2023 SURFERS BIOS

Kolohe Andino (USA)



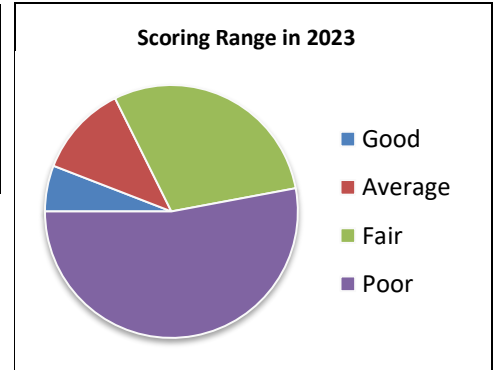
Bio Information	
Age	29
Height	5"10 (180cm)
Weight	160.6lbs (73kg)
Stance	Regular
Hometown	San Clemente, California
World CT Titles	-

2023 CT Stats	
Rank	32
Total Heat Wins	2
Average Heat Score	7.2
Highest Heat Score	11.43 - Round 1, Hurley Pro Sunset Beach v Jordy Smith, Leonardo Fioravanti
Best Wave	6.00 - Round 1, Hurley Pro Sunset Beach v Jordy Smith, Leonardo Fioravanti 6.00 - Round 2, Billabong Pro Pipeline v Jadson Andre, Ian Gentil
Best Finish	17th - Billabong Pro Pipeline 17th - Hurley Pro Sunset Beach

Career CT Stats	
Years on Tour	13 (2010-2023)
Total Heat Wins	149
Average Heat Score	10.89
Highest Heat Score	18.77 - Quarter-Finals, Drug Aware Margaret River Pro 2017 v Jordy Smith
Total Events	101
Best Finish	-

2023 CT Finishes										
Billabong Pro Pipeline	Hurley Pro Sunset Beach	MEO Rip Curl Pro Portugal	Rip Curl Pro Bells Beach	Margaret River Pro	Surf Ranch Pro	Surf City El Salvador Pro Presented by Corona	VIVO Rio Pro presented by Corona	Corona Open J-Bay	SHISEIDO Tahiti Pro Presented by Outerknown	Rip Curl WSL Finals
17th	17th	32nd	-	-	-	-	-	-	-	-

Scoring Range in 2023		
Range	Waves Caught	Percentage of Total Waves Caught
Good (6.0-7.9)	2	5%
Average (4.0-5.9)	4	11%
Fair (2.0-3.9)	10	29%
Poor (0-1.9)	18	52%



Career Finishes at Bells Beach	
Year	Round Finish
2022	Round 4
2019	Round 3
2018	Round 3
2017	Round 3
2016	Round 2
2015	Round 3
2014	Round 2
2013	Round 3
2012	Round 2

Jackson Baker (AUS)



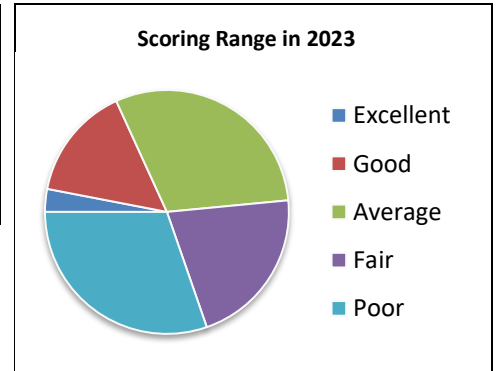
Bio Information	
Age	26
Height	5'8 (173cm)
Weight	176lbs (80kg)
Stance	Regular
Hometown	Newcastle, NSW
World CT Titles	-

2023 CT Stats	
Rank	27
Total Heat Wins	1
Average Heat Score	10.21
Highest Heat Score	15.00 - Round 3, Hurley Pro Sunset Beach v Kanoa Igarashi
Best Wave	8.17 - Round 3, Hurley Pro Sunset Beach v Kanoa Igarashi
Best Finish	17th - Billabong Pro Pipeline 17th - Hurley Pro Sunset Beach 17th - MEO Rip Curl Pro Portugal

Career CT Stats	
Years on Tour	3 (2020-2023)
Total Heat Wins	10
Average Heat Score	10.53
Highest Heat Score	15.43 - Round 3, MEO Pro Portugal 2022 v Seth Moniz
Total Events	14
Best Finish	-

2023 CT Finishes										
Billabong Pro Pipeline	Hurley Pro Sunset Beach	MEO Rip Curl Pro Portugal	Rip Curl Pro Bells Beach	Margaret River Pro	Surf Ranch Pro	Surf City El Salvador Pro Presented by Corona	VIVO Rio Pro presented by Corona	Corona Open J-Bay	SHISEIDO Tahiti Pro Presented by Outerknown	Rip Curl WSL Finals
17th	17th	17th	-	-	-	-	-	-	-	-

Scoring Range in 2023		
Range	Waves Caught	Percentage of Total Waves Caught
Excellent (8.0-10)	1	3%
Good (6.0-7.9)	5	15%
Average (4.0-5.9)	10	30%
Fair (2.0-3.9)	7	21%
Poor (0-1.9)	10	30%



Career Finishes at Bells Beach	
Year	Round Finish
2022	Round 4

Ryan Callinan (AUS)



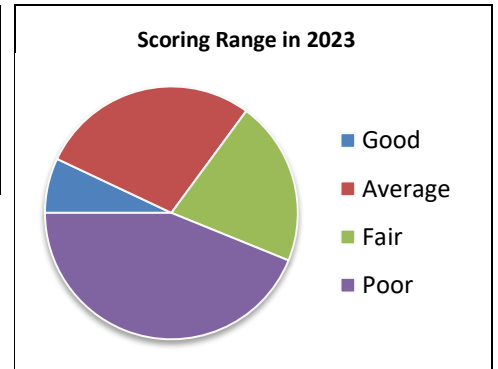
Bio Information	
Age	30
Height	5"10 (180cm)
Weight	171.6lbs (78kg)
Stance	Goofy
Hometown	Newcastle, NSW
World CT Titles	-

2023 CT Stats	
Rank	13
Total Heat Wins	4
Average Heat Score	10.6
Highest Heat Score	13.16 - Round 3, Billabong Pro Pipeline v Samuel Pupo
Best Wave	7.83 - Round 3, Billabong Pro Pipeline v Samuel Pupo
Best Finish	9th - Billabong Pro Pipeline 9th - MEO Rip Curl Pro Portugal

Career CT Stats	
Years on Tour	7 (2013-2023)
Total Heat Wins	42
Average Heat Score	11.44
Highest Heat Score	18.53 - Round 4, Quiksilver Pro France 2018 v Adriano de Souza, Willian Cardoso
Total Events	40
Best Finish	-

2023 CT Finishes										
Billabong Pro Pipeline	Hurley Pro Sunset Beach	MEO Rip Curl Pro Portugal	Rip Curl Pro Bells Beach	Margaret River Pro	Surf Ranch Pro	Surf City El Salvador Pro Presented by Corona	VIVO Rio Pro presented by Corona	Corona Open J-Bay	SHISEIDO Tahiti Pro Presented by Outerknown	Rip Curl WSL Finals
9th	17th	9th	-	-	-	-	-	-	-	-

Scoring Range in 2023		
Range	Waves Caught	Percentage of Total Waves Caught
Good (6.0-7.9)	4	7%
Average (4.0-5.9)	16	28%
Fair (2.0-3.9)	12	21%
Poor (0-1.9)	25	43%



Career Finishes at Bells Beach	
Year	Round Finish
2022	Round 3
2019	Semi-Finals
2016	Round 2

Joao Chianca (BRA)



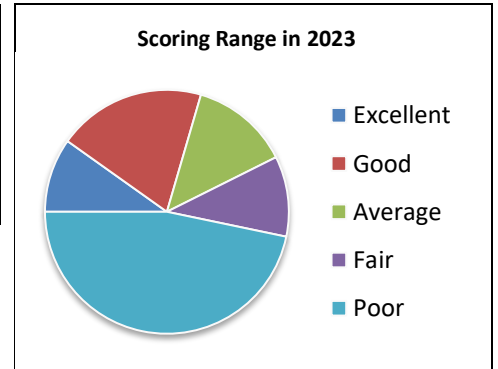
Bio Information	
Age	22
Height	
Weight	
Stance	Regular
Hometown	
World CT Titles	-

2023 CT Stats	
Rank	2
Total Heat Wins	13
Average Heat Score	13.45
Highest Heat Score	17.57 - Final, MEO Rip Curl Pro Portugal v Jack Robinson
Best Wave	9.43 - Semi-Finals, MEO Rip Curl Pro Portugal v Callum Robson
Best Finish	1st - MEO Rip Curl Pro Portugal

Career CT Stats	
Years on Tour	2 (2022-2023)
Total Heat Wins	17
Average Heat Score	12.82
Highest Heat Score	17.73 - Round 3, Rip Curl Pro Bells Beach 2022 v John John Florence
Total Events	9
Best Finish	1st - MEO Rip Curl Pro Portugal 2023


2023 CT Finishes										
Billabong Pro Pipeline	Hurley Pro Sunset Beach	MEO Rip Curl Pro Portugal	Rip Curl Pro Bells Beach	Margaret River Pro	Surf Ranch Pro	Surf City El Salvador Pro Presented by Corona	VIVO Rio Pro presented by Corona	Corona Open J-Bay	SHISEIDO Tahiti Pro Presented by Outerknown	Rip Curl WSL Finals
3rd	3rd	1st	-	-	-	-	-	-	-	-

Scoring Range in 2023		
Range	Waves Caught	Percentage of Total Waves Caught
Excellent (8.0-10)	12	9%
Good (6.0-7.9)	24	19%
Average (4.0-5.9)	16	13%
Fair (2.0-3.9)	13	10%
Poor (0-1.9)	57	46%



Career Finishes at Bells Beach	
Year	Round Finish
2022	Round 3

Griffin Colapinto (USA)



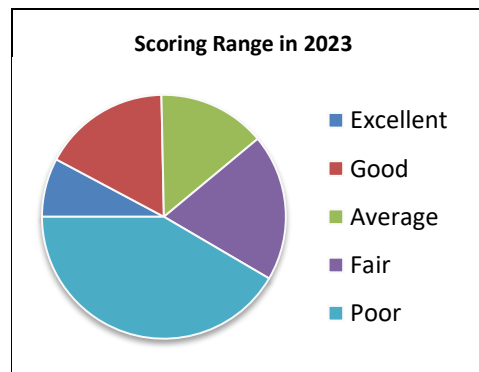
Bio Information	
Age	24
Height	5"10 (178cm)
Weight	165lbs (75kg)
Stance	Regular
Hometown	San Clemente, California
World CT Titles	-

2023 CT Stats	
Rank	5
Total Heat Wins	8
Average Heat Score	12.27
Highest Heat Score	17.90 - Semi-Finals, Hurley Pro Sunset Beach v Jack Robinson
Best Wave	9.50 - Round 4, MEO Rip Curl Pro Portugal v Gabriel Medina
Best Finish	2nd - Hurley Pro Sunset Beach

Career CT Stats	
Years on Tour	5 (2018-2023)
Total Heat Wins	60
Average Heat Score	12.01
Highest Heat Score	18.10 - Round 3, Tahiti Pro Teahupo'o 2019 v Ryan Callinan
Total Events	41
Best Finish - 2 Titles	1st - MEO Pro Portugal 2022 1st - Surf City El Salvador Pro 2022

2023 CT Finishes										
Billabong Pro Pipeline	Hurley Pro Sunset Beach	MEO Rip Curl Pro Portugal	Rip Curl Pro Bells Beach	Margaret River Pro	Surf Ranch Pro	Surf City El Salvador Pro Presented by Corona	VIVO Rio Pro presented by Corona	Corona Open J-Bay	SHISEIDO Tahiti Pro Presented by Outerknown	Rip Curl WSL Finals
17th	2nd	5th	-	-	-	-	-	-	-	-

Scoring Range in 2023		
Range	Waves Caught	Percentage of Total Waves Caught
Excellent (8.0-10)	6	7%
Good (6.0-7.9)	13	16%
Average (4.0-5.9)	11	14%
Fair (2.0-3.9)	15	19%
Poor (0-1.9)	32	41%



Career Finishes at Bells Beach	
Year	Round Finish
2022	Round 3
2018	Round 3

Yago Dora (BRA)



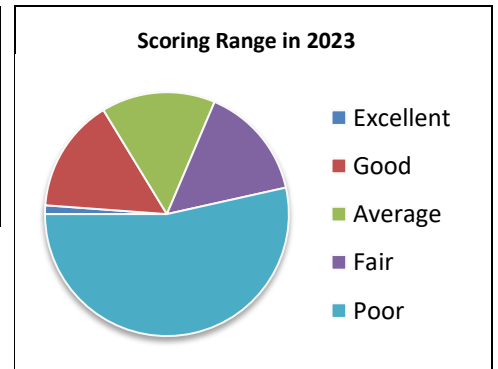
Bio Information	
Age	26
Height	5"10 (179cm)
Weight	156.2lbs (71kg)
Stance	Goofy
Hometown	Florianópolis, Santa Catarina
World CT Titles	-

2023 CT Stats	
Rank	7
Total Heat Wins	7
Average Heat Score	10.36
Highest Heat Score	14.93 - Round 4, MEO Rip Curl Pro Portugal v Italo Ferreira
Best Wave	8.33 - Round 4, MEO Rip Curl Pro Portugal v Italo Ferreira
Best Finish	3rd - MEO Rip Curl Pro Portugal

Career CT Stats	
Years on Tour	6 (2017-2023)
Total Heat Wins	50
Average Heat Score	11.74
Highest Heat Score	18.67 - Round 4, Rip Curl Rottneest Search presented by Corona 2020-21 v Connor O'Leary
Total Events	39
Best Finish	-

2023 CT Finishes										
Billabong Pro Pipeline	Hurley Pro Sunset Beach	MEO Rip Curl Pro Portugal	Rip Curl Pro Bells Beach	Margaret River Pro	Surf Ranch Pro	Surf City El Salvador Pro Presented by Corona	VIVO Rio Pro presented by Corona	Corona Open J-Bay	SHISEIDO Tahiti Pro Presented by Outerknown	Rip Curl WSL Finals
9th	17th	3rd	-	-	-	-	-	-	-	-

Scoring Range in 2023		
Range	Waves Caught	Percentage of Total Waves Caught
Excellent (8.0-10)	1	1%
Good (6.0-7.9)	13	15%
Average (4.0-5.9)	13	15%
Fair (2.0-3.9)	13	15%
Poor (0-1.9)	46	53%



Career Finishes at Bells Beach	
Year	Round Finish
2019	Round 3
2018	Round 2

Ethan Ewing (AUS)



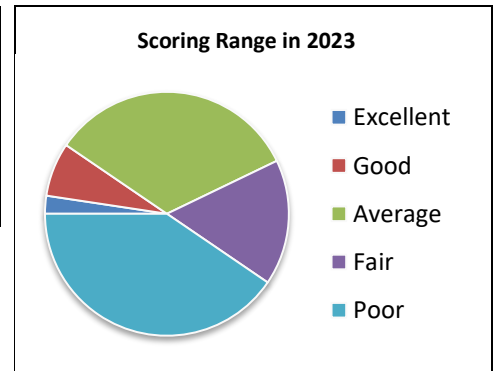
Bio Information	
Age	24
Height	5"10 (180cm)
Weight	169.4lbs (77kg)
Stance	Regular
Hometown	North Stradbroke Island, QLD
World CT Titles	-

2023 CT Stats	
Rank	10
Total Heat Wins	6
Average Heat Score	10.6
Highest Heat Score	13.83 - Round 4, Hurley Pro Sunset Beach v Kelly Slater
Best Wave	9.00 - Round 1, Hurley Pro Sunset Beach v Nat Young, Carlos Munoz
Best Finish	5th - Hurley Pro Sunset Beach

Career CT Stats	
Years on Tour	4 (2017-2023)
Total Heat Wins	39
Average Heat Score	11.18
Highest Heat Score	18.24 - Round 4, Hurley Pro Sunset Beach 2022 v Filipe Toledo
Total Events	32
Best Finish	1st - Corona Open J-Bay 2022

2023 CT Finishes										
Billabong Pro Pipeline	Hurley Pro Sunset Beach	MEO Rip Curl Pro Portugal	Rip Curl Pro Bells Beach	Margaret River Pro	Surf Ranch Pro	Surf City El Salvador Pro Presented by Corona	VIVO Rio Pro presented by Corona	Corona Open J-Bay	SHISEIDO Tahiti Pro Presented by Outerknown	Rip Curl WSL Finals
17th	5th	9th	-	-	-	-	-	-	-	-

Scoring Range in 2023		
Range	Waves Caught	Percentage of Total Waves Caught
Excellent (8.0-10)	1	2%
Good (6.0-7.9)	3	7%
Average (4.0-5.9)	14	33%
Fair (2.0-3.9)	7	16%
Poor (0-1.9)	17	40%



Career Finishes at Bells Beach	
Year	Round Finish
2022	Semi-Finals
2017	Round 2

Italo Ferreira (BRA)



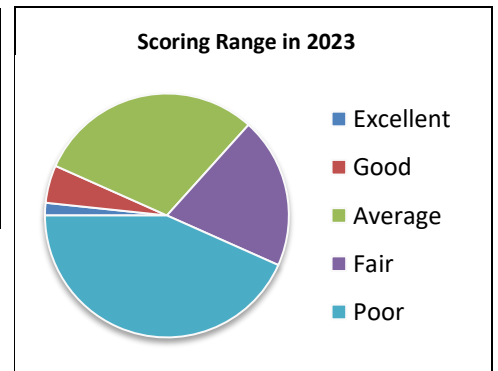
Bio Information	
Age	28
Height	5"7 (171cm)
Weight	149.6lbs (68kg)
Stance	Goofy
Hometown	Baia Formosa
World CT Titles	2019

2023 CT Stats	
Rank	13
Total Heat Wins	2
Average Heat Score	10.39
Highest Heat Score	14.73 - Round 4, MEO Rip Curl Pro Portugal v Yago Dora
Best Wave	9.33 - Round 4, MEO Rip Curl Pro Portugal v Yago Dora
Best Finish	9th - Hurley Pro Sunset Beach 9th - MEO Rip Curl Pro Portugal

Career CT Stats	
Years on Tour	8 (2015-2023)
Total Heat Wins	157
Average Heat Score	12.71
Highest Heat Score	18.87 - Final, Corona Bali Protected 2018 v Michel Bourez
Total Events	74
Best Finish - 7 Titles	1st - Rip Curl Newcastle Cup presented by Corona 2020-21 1st - Quiksilver Pro Gold Coast 2019 1st - MEO Rip Curl Pro Portugal 2019 1st - Billabong Pipe Masters 2019 1st - Rip Curl Pro Bells Beach 2018 1st - Corona Bali Protected 2018 1st - MEO Rip Curl Pro Portugal 2018

2023 CT Finishes										
Billabong Pro Pipeline	Hurley Pro Sunset Beach	MEO Rip Curl Pro Portugal	Rip Curl Pro Bells Beach	Margaret River Pro	Surf Ranch Pro	Surf City El Salvador Pro Presented by Corona	VIVO Rio Pro presented by Corona	Corona Open J-Bay	SHISEIDO Tahiti Pro Presented by Outerknown	Rip Curl WSL Finals
17th	9th	9th	-	-	-	-	-	-	-	-

Scoring Range in 2023		
Range	Waves Caught	Percentage of Total Waves Caught
Excellent (8.0-10)	1	1%
Good (6.0-7.9)	3	5%
Average (4.0-5.9)	18	30%
Fair (2.0-3.9)	12	20%
Poor (0-1.9)	26	43%



Career Finishes at Bells Beach	
Year	Round Finish
2022	Quarter-Finals
2019	Quarter-Finals
2018	Final
2016	Semi-Finals
2015	Round 2

Leonardo Fioravanti (ITA)



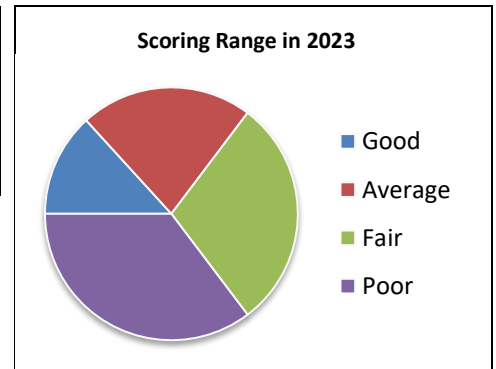
Bio Information	
Age	25
Height	5"10 (180cm)
Weight	154lbs (70kg)
Stance	Regular
Hometown	Rome
World CT Titles	-

2023 CT Stats	
Rank	6
Total Heat Wins	8
Average Heat Score	9.58
Highest Heat Score	13.83 - Round 4, Hurley Pro Sunset Beach v Jack Robinson
Best Wave	7.67 - Semi-Finals, Billabong Pro Pipeline v Caio Ibelli
Best Finish	2nd - Billabong Pro Pipeline

Career CT Stats	
Years on Tour	8 (2013-2023)
Total Heat Wins	41
Average Heat Score	10.50
Highest Heat Score	16.84 - Round 2, Rip Curl Pro Bells Beach 2017 v Sebastian Zietz
Total Events	38
Best Finish	-

2023 CT Finishes										
Billabong Pro Pipeline	Hurley Pro Sunset Beach	MEO Rip Curl Pro Portugal	Rip Curl Pro Bells Beach	Margaret River Pro	Surf Ranch Pro	Surf City El Salvador Pro Presented by Corona	VIVO Rio Pro presented by Corona	Corona Open J-Bay	SHISEIDO Tahiti Pro Presented by Outerknown	Rip Curl WSL Finals
2nd	9th	17th	-	-	-	-	-	-	-	-

Scoring Range in 2023		
Range	Waves Caught	Percentage of Total Waves Caught
Good (6.0-7.9)	9	13%
Average (4.0-5.9)	15	22%
Fair (2.0-3.9)	20	29%
Poor (0-1.9)	24	35%



Career Finishes at Bells Beach	
Year	Round Finish
2022	Round 3
2019	Round 3
2017	Round 2

John John Florence (HAW)



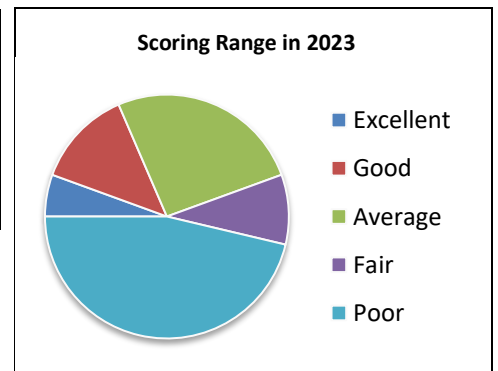
Bio Information	
Age	30
Height	6"1 (186cm)
Weight	167.2lbs (76kg)
Stance	Regular
Hometown	North Shore, Oahu
World CT Titles	2017, 2016

2023 CT Stats	
Rank	10
Total Heat Wins	5
Average Heat Score	12.62
Highest Heat Score	19.33 - Round 4, Billabong Pro Pipeline v Miguel Pupo
Best Wave	9.93 - Round 4, Billabong Pro Pipeline v Miguel Pupo
Best Finish	5th - Billabong Pro Pipeline

Career CT Stats	
Years on Tour	15 (2008-2023)
Total Heat Wins	240
Average Heat Score	14.19
Highest Heat Score	19.93 - Round 3, Billabong Pro Tahiti 2014 v Sebastian Zietz
Total Events	92
Best Finish - 8 Titles	1st - Billabong Pipe Masters presented by Hydro Flask 2020-21 1st - Rip Curl Pro Bells Beach 2019 1st - Margaret River Pro 2019 1st - Drug Aware Margaret River Pro 2017 1st - Oi Rio Pro 2016 1st - MEO Rip Curl Pro Portugal 2016 1st - Quiksilver Pro France 2014 1st - Billabong Rio Pro 2012

2023 CT Finishes										
Billabong Pro Pipeline	Hurley Pro Sunset Beach	MEO Rip Curl Pro Portugal	Rip Curl Pro Bells Beach	Margaret River Pro	Surf Ranch Pro	Surf City El Salvador Pro Presented by Corona	VIVO Rio Pro presented by Corona	Corona Open J-Bay	SHISEIDO Tahiti Pro Presented by Outerknown	Rip Curl WSL Finals
5th	9th	17th	-	-	-	-	-	-	-	-

Scoring Range in 2023		
Range	Waves Caught	Percentage of Total Waves Caught
Excellent (8.0-10)	3	5%
Good (6.0-7.9)	7	12%
Average (4.0-5.9)	14	25%
Fair (2.0-3.9)	5	9%
Poor (0-1.9)	25	46%



Career Finishes at Bells Beach	
Year	Round Finish
2022	Quarter-Finals
2019	Final
2018	Round 3
2017	Semi-Finals
2016	Round 3
2015	Round 3
2014	Semi-Finals
2012	Round 5

Ian Gentil (HAW)



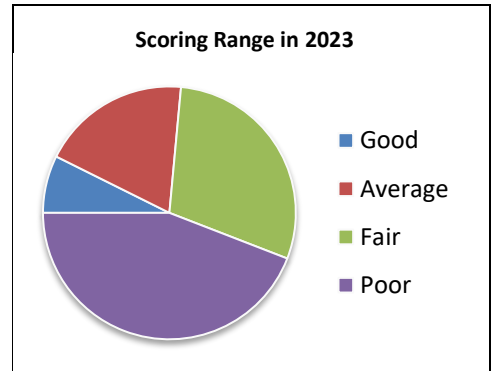
Bio Information	
Age	27
Height	6'0 (183cm)
Weight	169.4lbs (77kg)
Stance	Regular
Hometown	
World CT Titles	-

2023 CT Stats	
Rank	13
Total Heat Wins	4
Average Heat Score	9.78
Highest Heat Score	14.34 - Round 2, Hurley Pro Sunset Beach v Keanu Asing , Connor O'Leary
Best Wave	7.67 - Round 2, Hurley Pro Sunset Beach v Keanu Asing , Connor O'Leary
Best Finish	9th - Billabong Pro Pipeline 9th - MEO Rip Curl Pro Portugal

Career CT Stats	
Years on Tour	1 (2023-2023)
Total Heat Wins	4
Average Heat Score	9.78
Highest Heat Score	14.34 - Round 2, Hurley Pro Sunset Beach 2023 v Keanu Asing , Connor O'Leary
Total Events	3
Best Finish	-

2023 CT Finishes										
Billabong Pro Pipeline	Hurley Pro Sunset Beach	MEO Rip Curl Pro Portugal	Rip Curl Pro Bells Beach	Margaret River Pro	Surf Ranch Pro	Surf City El Salvador Pro Presented by Corona	VIVO Rio Pro presented by Corona	Corona Open J-Bay	SHISEIDO Tahiti Pro Presented by Outerknown	Rip Curl WSL Finals
9th	17th	9th	-	-	-	-	-	-	-	-

Scoring Range in 2023		
Range	Waves Caught	Percentage of Total Waves Caught
Good (6.0-7.9)	5	7%
Average (4.0-5.9)	13	19%
Fair (2.0-3.9)	20	29%
Poor (0-1.9)	30	44%



Career Finishes at Bells Beach	
Year	Round Finish
CT Debut at this Event	

Maxime Huscenot (FRA)



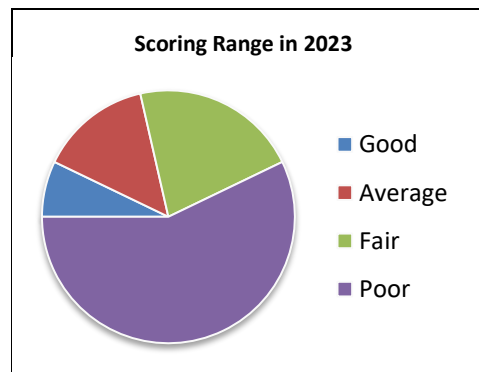
Bio Information	
Age	30
Height	5"10 (180cm)
Weight	149.6lbs (68kg)
Stance	Regular
Hometown	Reunion Islands
World CT Titles	-

2023 CT Stats	
Rank	33
Total Heat Wins	0
Average Heat Score	7.08
Highest Heat Score	12.14 - Round 3, Billabong Pro Pipeline v Miguel Pupo
Best Wave	7.77 - Round 2, MEO Rip Curl Pro Portugal v Gabriel Medina, Callum Robson
Best Finish	17th - Billabong Pro Pipeline

Career CT Stats	
Years on Tour	3 (2010-2023)
Total Heat Wins	1
Average Heat Score	7.94
Highest Heat Score	16.04 - Round 3, Quiksilver Pro France 2015 v Mick Fanning
Total Events	5
Best Finish	-

2023 CT Finishes										
Billabong Pro Pipeline	Hurley Pro Sunset Beach	MEO Rip Curl Pro Portugal	Rip Curl Pro Bells Beach	Margaret River Pro	Surf Ranch Pro	Surf City El Salvador Pro Presented by Corona	VIVO Rio Pro presented by Corona	Corona Open J-Bay	SHISEIDO Tahiti Pro Presented by Outerknown	Rip Curl WSL Finals
17th	33rd	32nd	-	-	-	-	-	-	-	-

Scoring Range in 2023		
Range	Waves Caught	Percentage of Total Waves Caught
Good (6.0-7.9)	2	7%
Average (4.0-5.9)	4	14%
Fair (2.0-3.9)	6	21%
Poor (0-1.9)	16	57%



Career Finishes at Bells Beach	
Year	Round Finish
CT Debut at this Event	

Xavier Huxtable (AUS)



Bio Information	
Age	20
Height	
Weight	
Stance	Regular
Hometown	Jan Juc, VIC
World CT Titles	-

2023 CT Stats	
Rank	-
Total Heat Wins	-
Average Heat Score	-
Highest Heat Score	-
Best Wave	-
Best Finish	-

Career CT Stats	
Years on Tour	1 (2019-2019)
Total Heat Wins	0
Average Heat Score	10.82
Highest Heat Score	11.40 - Round 2, Rip Curl Pro Bells Beach 2019 v Wade Carmichael, Soli Bailey
Total Events	1
Best Finish	-

2023 CT Finishes										
Billabong Pro Pipeline	Hurley Pro Sunset Beach	MEO Rip Curl Pro Portugal	Rip Curl Pro Bells Beach	Margaret River Pro	Surf Ranch Pro	Surf City El Salvador Pro Presented by Corona	VIVO Rio Pro presented by Corona	Corona Open J-Bay	SHISEIDO Tahiti Pro Presented by Outerknown	Rip Curl WSL Finals
-	-	-	-	-	-	-	-	-	-	-

Career Finishes at Bells Beach	
Year	Round Finish
2019	Round 2

Caio Ibelli (BRA)



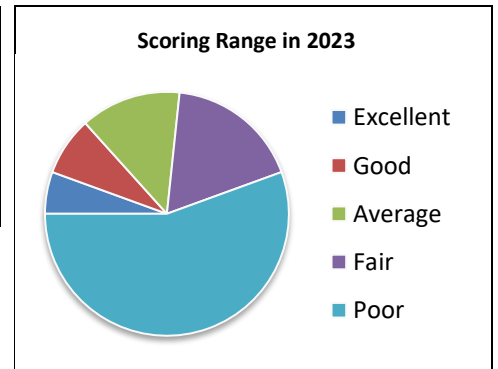
Bio Information	
Age	29
Height	5'8 (174cm)
Weight	149.6lbs (68kg)
Stance	Regular
Hometown	Sao Paulo
World CT Titles	-

2023 CT Stats	
Rank	4
Total Heat Wins	8
Average Heat Score	10.76
Highest Heat Score	16.33 - Round 4, Hurley Pro Sunset Beach v Miguel Pupo
Best Wave	9.00 - Quarter-Finals, Billabong Pro Pipeline v Liam O'Brien
Best Finish	3rd - Billabong Pro Pipeline

Career CT Stats	
Years on Tour	8 (2015-2023)
Total Heat Wins	72
Average Heat Score	10.82
Highest Heat Score	18.64 - Round 4, Tahiti Pro Teahupo'o 2019 v Jack Freestone
Total Events	58
Best Finish	2nd - Rip Curl Pro Bells Beach 2017

2023 CT Finishes										
Billabong Pro Pipeline	Hurley Pro Sunset Beach	MEO Rip Curl Pro Portugal	Rip Curl Pro Bells Beach	Margaret River Pro	Surf Ranch Pro	Surf City El Salvador Pro Presented by Corona	VIVO Rio Pro presented by Corona	Corona Open J-Bay	SHISEIDO Tahiti Pro Presented by Outerknown	Rip Curl WSL Finals
3rd	5th	9th	-	-	-	-	-	-	-	-

Scoring Range in 2023		
Range	Waves Caught	Percentage of Total Waves Caught
Excellent (8.0-10)	5	5%
Good (6.0-7.9)	7	7%
Average (4.0-5.9)	12	13%
Fair (2.0-3.9)	16	17%
Poor (0-1.9)	50	55%



Career Finishes at Bells Beach	
Year	Round Finish
2022	Round 3
2019	Round 3
2018	Round 2
2017	Final
2016	Round 5

Kanoa Igarashi (JAP)



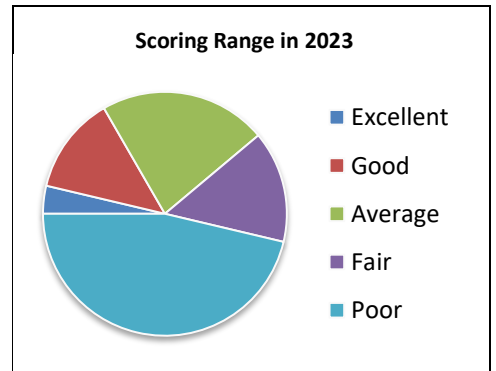
Bio Information	
Age	25
Height	5"10 (180cm)
Weight	165lbs (75kg)
Stance	Regular
Hometown	Huntington Beach, California
World CT Titles	-

2023 CT Stats	
Rank	24
Total Heat Wins	4
Average Heat Score	10.05
Highest Heat Score	15.07 - Round 3, Hurley Pro Sunset Beach v Jackson Baker
Best Wave	8.17 - Round 1, Hurley Pro Sunset Beach v Michael Rodrigues, Matthew McGillivray
Best Finish	9th - Hurley Pro Sunset Beach

Career CT Stats	
Years on Tour	7 (2016-2023)
Total Heat Wins	99
Average Heat Score	11.20
Highest Heat Score	18.04 - Round 4, Corona Open J-Bay 2018 v Gabriel Medina, Griffin Colapinto
Total Events	65
Best Finish	1st - Corona Bali Protected 2019

2023 CT Finishes										
Billabong Pro Pipeline	Hurley Pro Sunset Beach	MEO Rip Curl Pro Portugal	Rip Curl Pro Bells Beach	Margaret River Pro	Surf Ranch Pro	Surf City El Salvador Pro Presented by Corona	VIVO Rio Pro presented by Corona	Corona Open J-Bay	SHISEIDO Tahiti Pro Presented by Outerknown	Rip Curl WSL Finals
17th	9th	17th	-	-	-	-	-	-	-	-

Scoring Range in 2023		
Range	Waves Caught	Percentage of Total Waves Caught
Excellent (8.0-10)	2	3%
Good (6.0-7.9)	7	12%
Average (4.0-5.9)	12	22%
Fair (2.0-3.9)	8	14%
Poor (0-1.9)	25	46%



Career Finishes at Bells Beach	
Year	Round Finish
2022	Round 3
2019	Round 4
2018	Round 2
2017	Round 2
2016	Round 3

Ezekiel Lau (HAW)



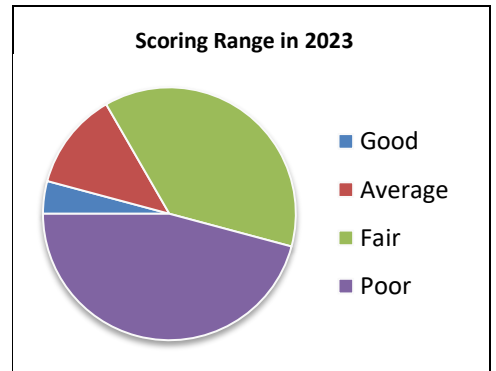
Bio Information	
Age	29
Height	6"2 (188cm)
Weight	202.4lbs (92kg)
Stance	Regular
Hometown	Honolulu, Oahu
World CT Titles	-

2023 CT Stats	
Rank	33
Total Heat Wins	0
Average Heat Score	6.53
Highest Heat Score	9.3 - Round 1, MEO Rip Curl Pro Portugal v Italo Ferreira, Connor O'Leary
Best Wave	6.33 - Round 1, Billabong Pro Pipeline v Jadson Andre, Jack Robinson
Best Finish	17th - Billabong Pro Pipeline

Career CT Stats	
Years on Tour	6 (2013-2023)
Total Heat Wins	31
Average Heat Score	10.72
Highest Heat Score	18.60 - Quarter-Finals, Rip Curl Pro Bells Beach 2017 v Filipe Toledo
Total Events	42
Best Finish	-


2023 CT Finishes										
Billabong Pro Pipeline	Hurley Pro Sunset Beach	MEO Rip Curl Pro Portugal	Rip Curl Pro Bells Beach	Margaret River Pro	Surf Ranch Pro	Surf City El Salvador Pro Presented by Corona	VIVO Rio Pro presented by Corona	Corona Open J-Bay	SHISEIDO Tahiti Pro Presented by Outerknown	Rip Curl WSL Finals
17th	33rd	32nd	-	-	-	-	-	-	-	-

Scoring Range in 2023		
Range	Waves Caught	Percentage of Total Waves Caught
Good (6.0-7.9)	1	4%
Average (4.0-5.9)	3	12%
Fair (2.0-3.9)	9	37%
Poor (0-1.9)	11	45%



Career Finishes at Bells Beach	
Year	Round Finish
2022	Round 3
2019	Round 3
2018	Quarter-Finals
2017	Semi-Finals

Barron Mamiya (HAW)



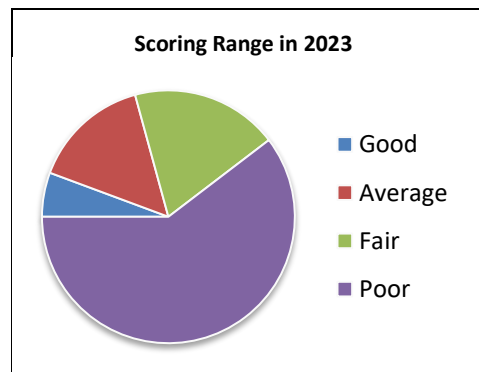
Bio Information	
Age	23
Height	5'8 (175cm)
Weight	136.4lbs (62kg)
Stance	Regular
Hometown	Haleiwa, Oahu
World CT Titles	-

2023 CT Stats	
Rank	24
Total Heat Wins	2
Average Heat Score	9.2
Highest Heat Score	12.17 - Round 3, MEO Rip Curl Pro Portugal v Leonardo Fioravanti
Best Wave	7.17 - Round 1, Hurley Pro Sunset Beach v Caio Ibelli, Ezekiel Lau
Best Finish	9th - MEO Rip Curl Pro Portugal

Career CT Stats	
Years on Tour	4 (2018-2023)
Total Heat Wins	13
Average Heat Score	9.81
Highest Heat Score	17.00 - Final, Hurley Pro Sunset Beach 2022 v Kanoa Igarashi
Total Events	14
Best Finish	1st - Hurley Pro Sunset Beach 2022

2023 CT Finishes										
Billabong Pro Pipeline	Hurley Pro Sunset Beach	MEO Rip Curl Pro Portugal	Rip Curl Pro Bells Beach	Margaret River Pro	Surf Ranch Pro	Surf City El Salvador Pro Presented by Corona	VIVO Rio Pro presented by Corona	Corona Open J-Bay	SHISEIDO Tahiti Pro Presented by Outerknown	Rip Curl WSL Finals
17th	17th	9th	-	-	-	-	-	-	-	-

Scoring Range in 2023		
Range	Waves Caught	Percentage of Total Waves Caught
Good (6.0-7.9)	3	5%
Average (4.0-5.9)	8	15%
Fair (2.0-3.9)	10	18%
Poor (0-1.9)	32	60%



Career Finishes at Bells Beach	
Year	Round Finish
2022	Round 3

Jake Marshall (USA)



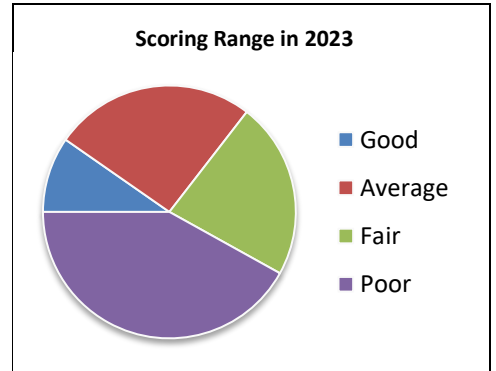
Bio Information	
Age	24
Height	5"11 (182cm)
Weight	162.8lbs (74kg)
Stance	Regular
Hometown	Encinitas
World CT Titles	-

2023 CT Stats	
Rank	27
Total Heat Wins	1
Average Heat Score	10.08
Highest Heat Score	11.83 - Round 1, Hurley Pro Sunset Beach v Jack Robinson, Eli Hanneman
Best Wave	7.50 - Round 1, Billabong Pro Pipeline v Kanoa Igarashi, Joao Chianca
Best Finish	17th - Billabong Pro Pipeline 17th - Hurley Pro Sunset Beach 17th - MEO Rip Curl Pro Portugal

Career CT Stats	
Years on Tour	2 (2022-2023)
Total Heat Wins	9
Average Heat Score	9.41
Highest Heat Score	13.93 - Round 3, Hurley Pro Sunset Beach 2022 v John John Florence
Total Events	13
Best Finish	-

2023 CT Finishes										
Billabong Pro Pipeline	Hurley Pro Sunset Beach	MEO Rip Curl Pro Portugal	Rip Curl Pro Bells Beach	Margaret River Pro	Surf Ranch Pro	Surf City El Salvador Pro Presented by Corona	VIVO Rio Pro presented by Corona	Corona Open J-Bay	SHISEIDO Tahiti Pro Presented by Outerknown	Rip Curl WSL Finals
17th	17th	17th	-	-	-	-	-	-	-	-

Scoring Range in 2023		
Range	Waves Caught	Percentage of Total Waves Caught
Good (6.0-7.9)	3	9%
Average (4.0-5.9)	8	25%
Fair (2.0-3.9)	7	22%
Poor (0-1.9)	13	41%



Career Finishes at Bells Beach	
Year	Round Finish
2022	Round 3

Matthew McGillivray (ZAF)



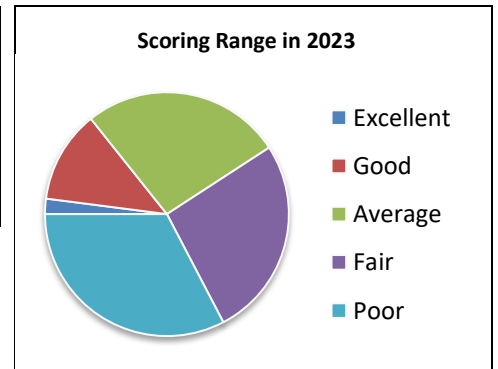
Bio Information	
Age	26
Height	5'8 (175cm)
Weight	138.6lbs (63kg)
Stance	Regular
Hometown	Jeffreys Bay, Natal
World CT Titles	-

2023 CT Stats	
Rank	22
Total Heat Wins	2
Average Heat Score	10.39
Highest Heat Score	15.17 - Round 4, Hurley Pro Sunset Beach v Kanoa Igarashi
Best Wave	8.00 - Round 4, Hurley Pro Sunset Beach v Kanoa Igarashi
Best Finish	5th - Hurley Pro Sunset Beach

Career CT Stats	
Years on Tour	4 (2018-2023)
Total Heat Wins	20
Average Heat Score	11.04
Highest Heat Score	17.33 - Round 1, Boost Mobile Margaret River Pro presented by Corona 2020-21 v Conner Coffin, Wade Carmichael
Total Events	21
Best Finish	-

2023 CT Finishes										
Billabong Pro Pipeline	Hurley Pro Sunset Beach	MEO Rip Curl Pro Portugal	Rip Curl Pro Bells Beach	Margaret River Pro	Surf Ranch Pro	Surf City El Salvador Pro Presented by Corona	VIVO Rio Pro presented by Corona	Corona Open J-Bay	SHISEIDO Tahiti Pro Presented by Outerknown	Rip Curl WSL Finals
33rd	5th	17th	-	-	-	-	-	-	-	-

Scoring Range in 2023		
Range	Waves Caught	Percentage of Total Waves Caught
Excellent (8.0-10)	1	2%
Good (6.0-7.9)	6	12%
Average (4.0-5.9)	13	26%
Fair (2.0-3.9)	13	26%
Poor (0-1.9)	16	32%



Career Finishes at Bells Beach	
Year	Round Finish
2022	Round 2

Gabriel Medina (BRA)



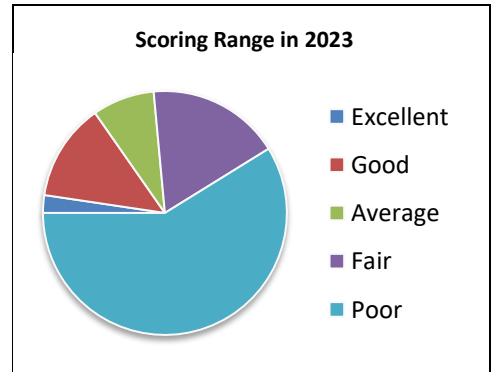
Bio Information	
Age	29
Height	5"10 (180cm)
Weight	176lbs (80kg)
Stance	Goofy
Hometown	Maresias, Sao Paulo
World CT Titles	2020-21, 2018, 2014

2023 CT Stats	
Rank	9
Total Heat Wins	6
Average Heat Score	12.18
Highest Heat Score	15.94 - Round 3, Hurley Pro Sunset Beach v Rio Waida
Best Wave	9.33 - Round 3, Billabong Pro Pipeline v Jake Marshall
Best Finish	9th - Billabong Pro Pipeline 9th - Hurley Pro Sunset Beach 9th - MEO Rip Curl Pro Portugal

Career CT Stats	
Years on Tour	13 (2010-2023)
Total Heat Wins	294
Average Heat Score	13.35
Highest Heat Score	19.83 - Round 4, Quiksilver Pro France 2015 v Matt Wilkinson, Owen Wright
Total Events	112
Best Finish - 16 Titles	1st - Rip Curl Narrabeen Classic presented by Corona 2020-21 1st - Rip Curl Rottneest Search presented by Corona 2020-21 1st - Corona Open J-Bay 2019 1st - Freshwater Pro 2019 1st - Tahiti Pro Teahupoo 2018 1st - Surf Ranch Open 2018 1st - Billabong Pipe Masters 2018 1st - Quiksilver Pro France 2017 1st - MEO Rip Curl Pro Portugal 2017 1st - Fiji Pro 2016 1st - Quiksilver Pro France 2015 1st - Quiksilver Pro Gold Coast 2014 1st - Fiji Pro 2014 1st - Billabong Pro Tahiti 2014 1st - Quiksilver Pro France 2011 1st - Rip Curl Search 2011

2023 CT Finishes										
Billabong Pro Pipeline	Hurley Pro Sunset Beach	MEO Rip Curl Pro Portugal	Rip Curl Pro Bells Beach	Margaret River Pro	Surf Ranch Pro	Surf City El Salvador Pro Presented by Corona	VIVO Rio Pro presented by Corona	Corona Open J-Bay	SHISEIDO Tahiti Pro Presented by Outerknown	Rip Curl WSL Finals
9th	9th	9th	-	-	-	-	-	-	-	-

Scoring Range in 2023		
Range	Waves Caught	Percentage of Total Waves Caught
Excellent (8.0-10)	2	2%
Good (6.0-7.9)	11	12%
Average (4.0-5.9)	7	8%
Fair (2.0-3.9)	15	17%
Poor (0-1.9)	50	58%



Career Finishes at Bells Beach	
Year	Round Finish
2019	Quarter-Finals
2018	Semi-Finals
2017	Round 3

2016	Round 3
2015	Quarter-Finals
2014	Round 5
2013	Round 3
2012	Round 3
2011	Round 2
2010	Round 3

Dylan Moffat (AUS)



Bio Information	
Age	23
Height	5"7 (172cm)
Weight	149.6lbs (68kg)
Stance	Regular
Hometown	Narrabeen, NSW
World CT Titles	-

2023 CT Stats	
Rank	-
Total Heat Wins	-
Average Heat Score	-
Highest Heat Score	-
Best Wave	-
Best Finish	-

Career CT Stats	
Years on Tour	1 (2020-2020)
Total Heat Wins	0
Average Heat Score	10.07
Highest Heat Score	11.90 - Round 2, Rip Curl Narrabeen Classic presented by Corona 2020-21 v Jack Freestone, Leonardo Fioravanti
Total Events	1
Best Finish	-

2023 CT Finishes										
Billabong Pro Pipeline	Hurley Pro Sunset Beach	MEO Rip Curl Pro Portugal	Rip Curl Pro Bells Beach	Margaret River Pro	Surf Ranch Pro	Surf City El Salvador Pro Presented by Corona	VIVO Rio Pro presented by Corona	Corona Open J-Bay	SHISEIDO Tahiti Pro Presented by Outerknown	Rip Curl WSL Finals
-	-	-	-	-	-	-	-	-	-	-

Career Finishes at Bells Beach	
Year	Round Finish
CT Debut at this Event	

Seth Moniz (HAW)



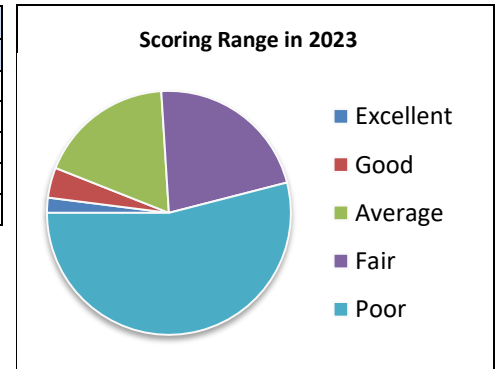
Bio Information	
Age	25
Height	5'6 (170cm)
Weight	149.6lbs (68kg)
Stance	Regular
Hometown	Honolulu, Oahu
World CT Titles	-

2023 CT Stats	
Rank	13
Total Heat Wins	4
Average Heat Score	8.76
Highest Heat Score	12.13 - Round 1, Hurley Pro Sunset Beach v Keanu Asing , Italo Ferreira
Best Wave	8.33 - Round 1, Hurley Pro Sunset Beach v Keanu Asing , Italo Ferreira
Best Finish	9th - Billabong Pro Pipeline 9th - Hurley Pro Sunset Beach

Career CT Stats	
Years on Tour	5 (2018-2023)
Total Heat Wins	33
Average Heat Score	10.24
Highest Heat Score	17.93 - Quarter-Finals, Billabong Pro Pipeline 2022 v John John Florence
Total Events	29
Best Finish	2nd - Billabong Pro Pipeline 2022

2023 CT Finishes										
Billabong Pro Pipeline	Hurley Pro Sunset Beach	MEO Rip Curl Pro Portugal	Rip Curl Pro Bells Beach	Margaret River Pro	Surf Ranch Pro	Surf City El Salvador Pro Presented by Corona	VIVO Rio Pro presented by Corona	Corona Open J-Bay	SHISEIDO Tahiti Pro Presented by Outerknown	Rip Curl WSL Finals
9th	9th	17th	-	-	-	-	-	-	-	-

Scoring Range in 2023		
Range	Waves Caught	Percentage of Total Waves Caught
Excellent (8.0-10)	1	2%
Good (6.0-7.9)	2	4%
Average (4.0-5.9)	9	18%
Fair (2.0-3.9)	11	22%
Poor (0-1.9)	27	54%



Career Finishes at Bells Beach	
Year	Round Finish
2022	Round 2
2019	Round 4

Carlos Munoz (CRI)



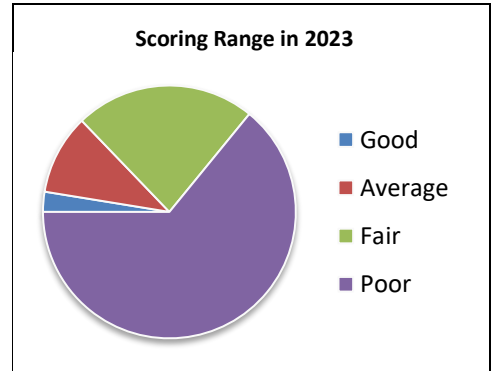
Bio Information	
Age	30
Height	0"0 (-1cm)
Weight	-2.2lbs (-1kg)
Stance	Regular
Hometown	Puntarenas
World CT Titles	-

2023 CT Stats	
Rank	27
Total Heat Wins	0
Average Heat Score	6.44
Highest Heat Score	10.43 - Round 3, Hurley Pro Sunset Beach v Jack Robinson
Best Wave	6.93 - Round 3, Hurley Pro Sunset Beach v Jack Robinson
Best Finish	17th - Billabong Pro Pipeline 17th - Hurley Pro Sunset Beach 17th - MEO Rip Curl Pro Portugal

Career CT Stats	
Years on Tour	3 (2014-2023)
Total Heat Wins	3
Average Heat Score	8.16
Highest Heat Score	13.90 - Round 1, Hurley Pro Trestles 2014 v Gabriel Medina, Adam Melling
Total Events	6
Best Finish	-

2023 CT Finishes										
Billabong Pro Pipeline	Hurley Pro Sunset Beach	MEO Rip Curl Pro Portugal	Rip Curl Pro Bells Beach	Margaret River Pro	Surf Ranch Pro	Surf City El Salvador Pro Presented by Corona	VIVO Rio Pro presented by Corona	Corona Open J-Bay	SHISEIDO Tahiti Pro Presented by Outerknown	Rip Curl WSL Finals
17th	17th	17th	-	-	-	-	-	-	-	-

Scoring Range in 2023		
Range	Waves Caught	Percentage of Total Waves Caught
Good (6.0-7.9)	1	2%
Average (4.0-5.9)	4	10%
Fair (2.0-3.9)	9	23%
Poor (0-1.9)	25	64%



Career Finishes at Bells Beach	
Year	Round Finish
CT Debut at this Event	

Liam O'Brien (AUS)



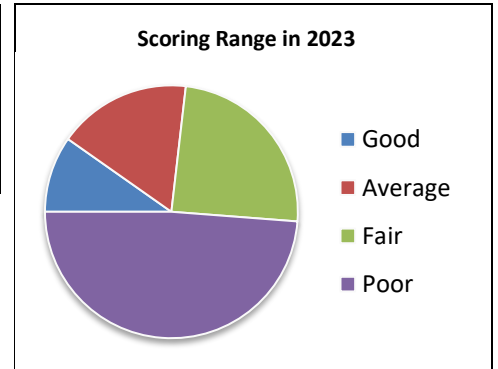
Bio Information	
Age	23
Height	5"10 (180cm)
Weight	165lbs (75kg)
Stance	Regular
Hometown	
World CT Titles	-

2023 CT Stats	
Rank	18
Total Heat Wins	3
Average Heat Score	8.67
Highest Heat Score	12.5 - Round 3, Hurley Pro Sunset Beach v Griffin Colapinto
Best Wave	7.33 - Round 3, Hurley Pro Sunset Beach v Griffin Colapinto
Best Finish	5th - Billabong Pro Pipeline

Career CT Stats	
Years on Tour	3 (2020-2023)
Total Heat Wins	6
Average Heat Score	9.29
Highest Heat Score	13.66 - Round 3, Rip Curl Rottneest Search presented by Corona 2020-21 v Filipe Toledo
Total Events	5
Best Finish	-

2023 CT Finishes										
Billabong Pro Pipeline	Hurley Pro Sunset Beach	MEO Rip Curl Pro Portugal	Rip Curl Pro Bells Beach	Margaret River Pro	Surf Ranch Pro	Surf City El Salvador Pro Presented by Corona	VIVO Rio Pro presented by Corona	Corona Open J-Bay	SHISEIDO Tahiti Pro Presented by Outerknown	Rip Curl WSL Finals
5th	17th	17th	-	-	-	-	-	-	-	-

Scoring Range in 2023		
Range	Waves Caught	Percentage of Total Waves Caught
Good (6.0-7.9)	4	9%
Average (4.0-5.9)	7	17%
Fair (2.0-3.9)	10	24%
Poor (0-1.9)	20	48%



Career Finishes at Bells Beach	
Year	Round Finish
CT Debut at this Event	

Connor O'Leary (AUS)



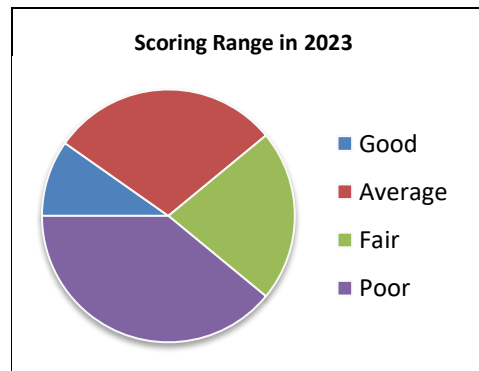
Bio Information	
Age	29
Height	6'0 (185cm)
Weight	187lbs (85kg)
Stance	Goofy
Hometown	Cronulla, NSW
World CT Titles	-

2023 CT Stats	
Rank	22
Total Heat Wins	3
Average Heat Score	9.85
Highest Heat Score	12.27 - Quarter-Finals, MEO Rip Curl Pro Portugal v Joao Chianca 12.27 - Round 3, MEO Rip Curl Pro Portugal v Nat Young
Best Wave	7.17 - Round 3, MEO Rip Curl Pro Portugal v Nat Young
Best Finish	5th - MEO Rip Curl Pro Portugal

Career CT Stats	
Years on Tour	5 (2017-2023)
Total Heat Wins	45
Average Heat Score	11.02
Highest Heat Score	18.20 - Round 2, Oi Rio Pro 2017 v Stuart Kennedy
Total Events	42
Best Finish	-

2023 CT Finishes										
Billabong Pro Pipeline	Hurley Pro Sunset Beach	MEO Rip Curl Pro Portugal	Rip Curl Pro Bells Beach	Margaret River Pro	Surf Ranch Pro	Surf City El Salvador Pro Presented by Corona	VIVO Rio Pro presented by Corona	Corona Open J-Bay	SHISEIDO Tahiti Pro Presented by Outerknown	Rip Curl WSL Finals
17th	33rd	5th	-	-	-	-	-	-	-	-

Scoring Range in 2023		
Range	Waves Caught	Percentage of Total Waves Caught
Good (6.0-7.9)	4	9%
Average (4.0-5.9)	12	29%
Fair (2.0-3.9)	9	21%
Poor (0-1.9)	16	39%



Career Finishes at Bells Beach	
Year	Round Finish
2022	Round 4
2018	Round 2
2017	Round 3

Miguel Pupo (BRA)



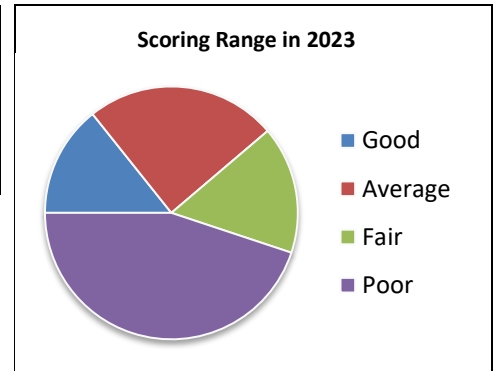
Bio Information	
Age	31
Height	5'8 (175cm)
Weight	149.6lbs (68kg)
Stance	Regular
Hometown	Itanhaem, Sao Paulo
World CT Titles	-

2023 CT Stats	
Rank	13
Total Heat Wins	4
Average Heat Score	9.69
Highest Heat Score	13.00 - Round 3, Billabong Pro Pipeline v Maxime Huscenot
Best Wave	7.17 - Round 4, Billabong Pro Pipeline v John Florence
Best Finish	9th - Billabong Pro Pipeline 9th - Hurley Pro Sunset Beach

Career CT Stats	
Years on Tour	11 (2011-2023)
Total Heat Wins	98
Average Heat Score	11.19
Highest Heat Score	18.97 - Round 2, Billabong Pro Tahiti 2012 v Yadin Nicol
Total Events	96
Best Finish	1st - Outerknown Tahiti Pro 2022

2023 CT Finishes										
Billabong Pro Pipeline	Hurley Pro Sunset Beach	MEO Rip Curl Pro Portugal	Rip Curl Pro Bells Beach	Margaret River Pro	Surf Ranch Pro	Surf City El Salvador Pro Presented by Corona	VIVO Rio Pro presented by Corona	Corona Open J-Bay	SHISEIDO Tahiti Pro Presented by Outerknown	Rip Curl WSL Finals
9th	9th	17th	-	-	-	-	-	-	-	-

Scoring Range in 2023		
Range	Waves Caught	Percentage of Total Waves Caught
Good (6.0-7.9)	7	14%
Average (4.0-5.9)	12	24%
Fair (2.0-3.9)	8	16%
Poor (0-1.9)	22	44%



Career Finishes at Bells Beach	
Year	Round Finish
2022	Quarter-Finals
2017	Round 2
2016	Round 3
2015	Round 2
2014	Round 3
2012	Round 2

Samuel Pupo (BRA)



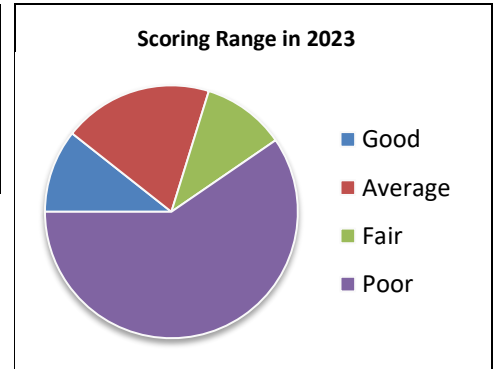
Bio Information	
Age	22
Height	-
Weight	-
Stance	Regular
Hometown	Itanhaem, Sao Paulo
World CT Titles	-

2023 CT Stats	
Rank	18
Total Heat Wins	3
Average Heat Score	9.43
Highest Heat Score	14.40 - Round 3, MEO Rip Curl Pro Portugal v Kanoa Igarashi
Best Wave	7.83 - Quarter-Finals, MEO Rip Curl Pro Portugal v Callum Robson
Best Finish	5th - MEO Rip Curl Pro Portugal

Career CT Stats	
Years on Tour	4 (2017-2023)
Total Heat Wins	18
Average Heat Score	8.96
Highest Heat Score	17.00 - Round 3, Oi Rio Pro 2022 v Caio Ibelli
Total Events	15
Best Finish	-

2023 CT Finishes										
Billabong Pro Pipeline	Hurley Pro Sunset Beach	MEO Rip Curl Pro Portugal	Rip Curl Pro Bells Beach	Margaret River Pro	Surf Ranch Pro	Surf City El Salvador Pro Presented by Corona	VIVO Rio Pro presented by Corona	Corona Open J-Bay	SHISEIDO Tahiti Pro Presented by Outerknown	Rip Curl WSL Finals
17th	17th	5th	-	-	-	-	-	-	-	-

Scoring Range in 2023		
Range	Waves Caught	Percentage of Total Waves Caught
Good (6.0-7.9)	5	10%
Average (4.0-5.9)	9	19%
Fair (2.0-3.9)	5	10%
Poor (0-1.9)	28	59%



Career Finishes at Bells Beach	
Year	Round Finish
2022	Round 4
2017	Round 2

Jack Robinson (AUS)



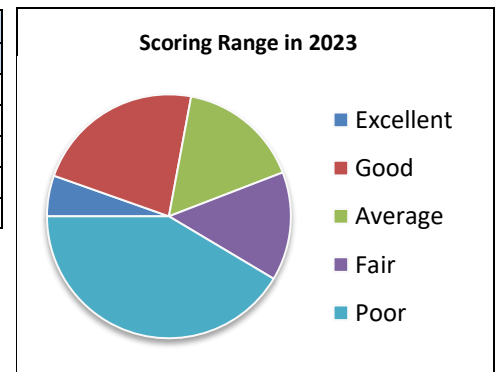
Bio Information	
Age	25
Height	5"10 (180cm)
Weight	178.2lbs (81kg)
Stance	Regular
Hometown	Margaret River, W.A
World CT Titles	-

2023 CT Stats	
Rank	1
Total Heat Wins	14
Average Heat Score	12.79
Highest Heat Score	16.33 - Semi-Finals, Hurley Pro Sunset Beach v Griffin Colapinto
Best Wave	8.97 - Final, MEO Rip Curl Pro Portugal v Joao Chianca
Best Finish	1st - Billabong Pro Pipeline

Career CT Stats	
Years on Tour	8 (2013-2023)
Total Heat Wins	52
Average Heat Score	10.46
Highest Heat Score	18.67 - Round 1, Billabong Pro Pipeline 2022 v Kelly Slater, Lucca Mesinas
Total Events	26
Best Finish - 4 Titles	1st - Billabong Pro Pipeline 2023 1st - Margaret River Pro 2022 1st - Quiksilver Pro G-Land 2022 1st - Corona Open Mexico presented by Quiksilver 2020-21

2023 CT Finishes										
Billabong Pro Pipeline	Hurley Pro Sunset Beach	MEO Rip Curl Pro Portugal	Rip Curl Pro Bells Beach	Margaret River Pro	Surf Ranch Pro	Surf City El Salvador Pro Presented by Corona	VIVO Rio Pro presented by Corona	Corona Open J-Bay	SHISEIDO Tahiti Pro Presented by Outerknown	Rip Curl WSL Finals
1st	3rd	2nd	-	-	-	-	-	-	-	-

Scoring Range in 2023		
Range	Waves Caught	Percentage of Total Waves Caught
Excellent (8.0-10)	6	5%
Good (6.0-7.9)	25	22%
Average (4.0-5.9)	18	16%
Fair (2.0-3.9)	16	14%
Poor (0-1.9)	46	41%



Career Finishes at Bells Beach	
Year	Round Finish
2022	Semi-Finals

Callum Robson (AUS)



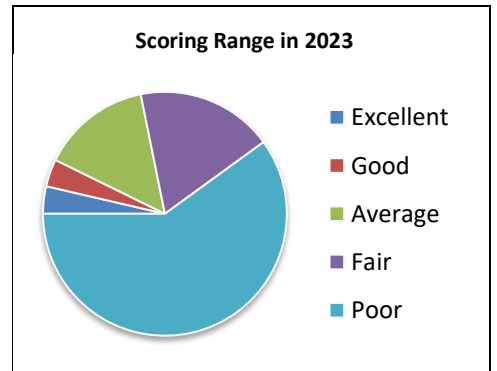
Bio Information	
Age	22
Height	5"10 (178cm)
Weight	173.8lbs (79kg)
Stance	Regular
Hometown	Evans Head, NSW
World CT Titles	-

2023 CT Stats	
Rank	7
Total Heat Wins	4
Average Heat Score	8.46
Highest Heat Score	15.4 - Quarter-Finals, MEO Rip Curl Pro Portugal v Samuel Pupo
Best Wave	10.00 - Round 2, MEO Rip Curl Pro Portugal v Gabriel Medina, Maxime Huscenot
Best Finish	3rd - MEO Rip Curl Pro Portugal

Career CT Stats	
Years on Tour	2 (2022-2023)
Total Heat Wins	18
Average Heat Score	9.45
Highest Heat Score	15.57 - Round 2, Oi Rio Pro 2022 v Gabriel Medina
Total Events	13
Best Finish	-

2023 CT Finishes										
Billabong Pro Pipeline	Hurley Pro Sunset Beach	MEO Rip Curl Pro Portugal	Rip Curl Pro Bells Beach	Margaret River Pro	Surf Ranch Pro	Surf City El Salvador Pro Presented by Corona	VIVO Rio Pro presented by Corona	Corona Open J-Bay	SHISEIDO Tahiti Pro Presented by Outerknown	Rip Curl WSL Finals
9th	17th	3rd	-	-	-	-	-	-	-	-

Scoring Range in 2023		
Range	Waves Caught	Percentage of Total Waves Caught
Excellent (8.0-10)	2	3%
Good (6.0-7.9)	2	3%
Average (4.0-5.9)	8	14%
Fair (2.0-3.9)	10	18%
Poor (0-1.9)	33	60%



Career Finishes at Bells Beach	
Year	Round Finish
2022	Final

Michael Rodrigues (BRA)



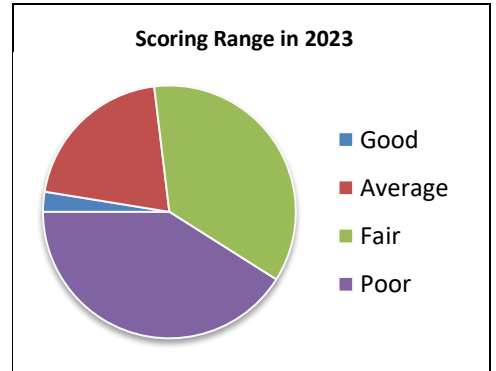
Bio Information	
Age	28
Height	5'8 (175cm)
Weight	165lbs (75kg)
Stance	Regular
Hometown	Florianopolis
World CT Titles	-

2023 CT Stats	
Rank	27
Total Heat Wins	0
Average Heat Score	7.40
Highest Heat Score	11.47 - Round 1, Hurley Pro Sunset Beach v Kanoa Igarashi, Matthew McGillivray
Best Wave	6.00 - Round 1, Hurley Pro Sunset Beach v Kanoa Igarashi, Matthew McGillivray
Best Finish	17th - Billabong Pro Pipeline 17th - Hurley Pro Sunset Beach 17th - MEO Rip Curl Pro Portugal

Career CT Stats	
Years on Tour	4 (2018-2023)
Total Heat Wins	22
Average Heat Score	9.58
Highest Heat Score	15.00 - Round 3, Quiksilver Pro Gold Coast 2018 v Jordy Smith
Total Events	26
Best Finish	-

2023 CT Finishes										
Billabong Pro Pipeline	Hurley Pro Sunset Beach	MEO Rip Curl Pro Portugal	Rip Curl Pro Bells Beach	Margaret River Pro	Surf Ranch Pro	Surf City El Salvador Pro Presented by Corona	VIVO Rio Pro presented by Corona	Corona Open J-Bay	SHISEIDO Tahiti Pro Presented by Outerknown	Rip Curl WSL Finals
17th	17th	17th	-	-	-	-	-	-	-	-

Scoring Range in 2023		
Range	Waves Caught	Percentage of Total Waves Caught
Good (6.0-7.9)	1	2%
Average (4.0-5.9)	8	20%
Fair (2.0-3.9)	14	35%
Poor (0-1.9)	16	41%



Career Finishes at Bells Beach	
Year	Round Finish
2019	Round 3
2018	Round 2

Kelly Slater (USA)



Bio Information	
Age	51
Height	5'8 (175cm)
Weight	158.4lbs (72kg)
Stance	Regular
Hometown	Cocoa Beach, Florida
World CT Titles	2011, 2010, 2008, 2006, 2005, 1998, 1997, 1996, 1995, 1994, 1992

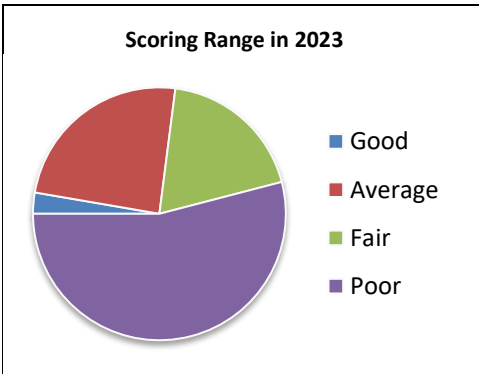
2023 CT Stats	
Rank	24
Total Heat Wins	2
Average Heat Score	7.76
Highest Heat Score	10.83 - Round 3, MEO Rip Curl Pro Portugal v Joao Chianca
Best Wave	7.33 - Round 3, MEO Rip Curl Pro Portugal v Joao Chianca
Best Finish	9th - Hurley Pro Sunset Beach

Career CT Stats	
Years on Tour	34 (1989-2023)
Total Heat Wins	861
Average Heat Score	22.01
Highest Heat Score	101.90 - Round 3, Quiksilver Lacanau Pro 1990 v Nicky Wood
Total Events	287
Best Finish - 56 Titles	1st - Billabong Pro Pipeline 2022 1st - Billabong Pro Tahiti 2016 1st - Quiksilver Pro Gold Coast 2013 1st - Volcom Fiji Pro 2013 1st - Billabong Pipeline Masters 2013 1st - Volcom Fiji Pro 2012 1st - Hurley Pro Trestles 2012 1st - Quiksilver Pro France 2012 1st - Quiksilver Pro Gold Coast 2011 1st - Billabong Pro Tahiti 2011 1st - Hurley Pro Trestles 2011 1st - Rip Curl Pro Bells Beach 2010 1st - Hurley Pro Trestles 2010 1st - Rip Curl Pro Portugal 2010 1st - Rip Curl Search 2010 1st - Hang Loose Santa Catarina Pro 2009 1st - Quiksilver Pro Gold Coast 2008 1st - Rip Curl Pro Bells Beach 2008 1st - Boost Mobile Pro 2008 1st - Billabong Pipeline Masters 2008 1st - Globe Pro Fiji 2008 1st - Billabong Pro J-Bay 2008 1st - Boost Mobile Pro 2007 1st - Quiksilver Pro Gold Coast 2006 1st - Rip Curl Pro Bells Beach 2006 1st - Billabong Pro Tahiti 2005 1st - Globe WCT Fiji 2005 1st - Billabong Pro J-Bay 2005 1st - Boost Mobile Pro 2005 1st - Billabong Pro Tahiti 2003 1st - Billabong Pro J-Bay 2003 1st - Billabong Pro Mundaka 2003 1st - Nova Schin Festival Brazil 2003 1st - Gotcha Pro Tahiti 2000 1st - Mountain Dew Gerry Lopez Pipe Masters 1999 1st - Billabong Pro Gold Coast 1998 1st - Coca-Cola Surf Classic 1997 1st - Billabong Pro Gold Coast 1997 1st - Tokushima Pro 1997 1st - Marui Pro 1997 1st - Kaiser Summer Surf 1997 1st - Coke Surf Classic 1996 1st - Rip Curl Pro Saint Leu 1996 1st - CSI Presents the Billabong Pro 1996 1st - US Open of Surfing 1996 1st - Rip Curl Pro Hossegor 1996 1st - Quiksilver Surf Masters 1996 1st - Chiemsee Gerry Lopez Pipe Masters 1996

1st - Quiksilver Pro 1995 1st - Chiemsee Pipe Masters 1995 1st - Rip Curl Pro Bells Beach 1994 1st - Chiemsee Gerry Lopez Pipe Masters 1994 1st - Gotcha Lacanau Pro 1994 1st - Marui Pro 1993 1st - Rip Curl Pro Landes 1992 1st - Marui Masters Pipeline 1992
--

2023 CT Finishes										
Billabong Pro Pipeline	Hurley Pro Sunset Beach	MEO Rip Curl Pro Portugal	Rip Curl Pro Bells Beach	Margaret River Pro	Surf Ranch Pro	Surf City El Salvador Pro Presented by Corona	VIVO Rio Pro presented by Corona	Corona Open J-Bay	SHISEIDO Tahiti Pro Presented by Outerknown	Rip Curl WSL Finals
17th	9th	17th	-	-	-	-	-	-	-	-

Scoring Range in 2023		
Range	Waves Caught	Percentage of Total Waves Caught
Good (6.0-7.9)	1	2%
Average (4.0-5.9)	9	24%
Fair (2.0-3.9)	7	18%
Poor (0-1.9)	20	54%



Career Finishes at Bells Beach	
Year	Round Finish
2022	Round 3
2019	Quarter-Finals
2017	Round 3
2016	Round 3
2015	Round 5
2014	Quarter-Finals
2013	Round 3
2012	Final
2011	Quarter-Finals
2010	Final
2009	Round 2
2008	Final
2007	Quarter-Finals
2006	Final
2005	Round 3
2004	Quarter-Finals
2003	Round 4
2001	Round 3
1998	Round 3
1997	Round 4
1996	Round 3
1995	Round 4
1994	Final
1993	Quarter-Finals
1992	Round 3

Jordy Smith (ZAF)



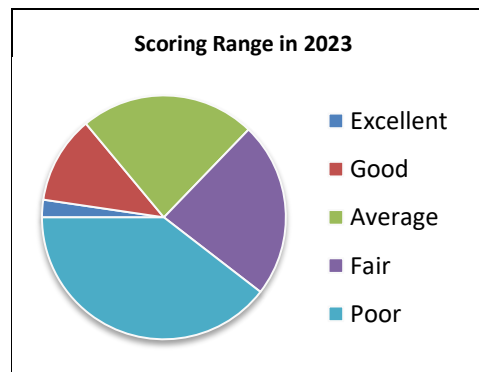
Bio Information	
Age	35
Height	6'3 (191cm)
Weight	189.2lbs (86kg)
Stance	Regular
Hometown	Durban
World CT Titles	-

2023 CT Stats	
Rank	18
Total Heat Wins	3
Average Heat Score	11.21
Highest Heat Score	13.50 - Round 4, Billabong Pro Pipeline v Ian Gentil
Best Wave	8.50 - Round 3, Billabong Pro Pipeline v Nat Young
Best Finish	5th - Billabong Pro Pipeline

Career CT Stats	
Years on Tour	17 (2006-2023)
Total Heat Wins	288
Average Heat Score	13.12
Highest Heat Score	20.00 - Round 3, Corona Open J-Bay 2017 v Leonardo Fioravanti
Total Events	139
Best Finish - 6 Titles	1st - Rip Curl Pro Bells Beach 2017 1st - Hurley Pro Trestles 2016 1st - Hurley Pro Trestles 2014 1st - Billabong Rio Pro 2013 1st - Billabong Pro J-Bay 2011 1st - Billabong Pro J-Bay 2010

2023 CT Finishes										
Billabong Pro Pipeline	Hurley Pro Sunset Beach	MEO Rip Curl Pro Portugal	Rip Curl Pro Bells Beach	Margaret River Pro	Surf Ranch Pro	Surf City El Salvador Pro Presented by Corona	VIVO Rio Pro presented by Corona	Corona Open J-Bay	SHISEIDO Tahiti Pro Presented by Outerknown	Rip Curl WSL Finals
5th	17th	17th	-	-	-	-	-	-	-	-

Scoring Range in 2023		
Range	Waves Caught	Percentage of Total Waves Caught
Excellent (8.0-10)	1	2%
Good (6.0-7.9)	5	11%
Average (4.0-5.9)	10	23%
Fair (2.0-3.9)	10	23%
Poor (0-1.9)	17	39%



Career Finishes at Bells Beach	
Year	Round Finish
2022	Round 3
2019	Semi-Finals
2018	Round 3
2017	Final
2016	Final
2015	Quarter-Finals
2014	Round 5
2013	Semi-Finals
2012	Quarter-Finals
2011	Semi-Finals
2010	Quarter-Finals
2009	Semi-Finals
2008	Round 2

Filipe Toledo (BRA)



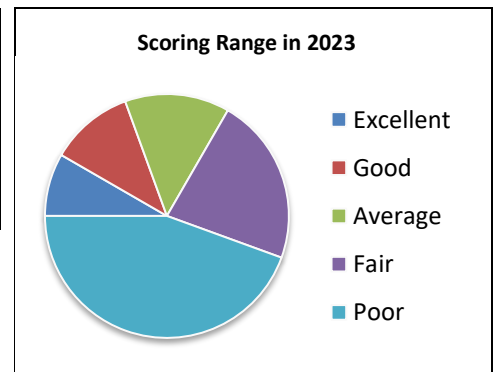
Bio Information	
Age	27
Height	5"8 (175cm)
Weight	140.8lbs (64kg)
Stance	Regular
Hometown	Ubatuba, Sao Paulo
World CT Titles	2022

2023 CT Stats	
Rank	3
Total Heat Wins	9
Average Heat Score	11.24
Highest Heat Score	17.74 - Final, Hurley Pro Sunset Beach v Griffin Colapinto
Best Wave	9.47 - Final, Hurley Pro Sunset Beach v Griffin Colapinto
Best Finish	1st - Hurley Pro Sunset Beach

Career CT Stats	
Years on Tour	10 (2013-2023)
Total Heat Wins	212
Average Heat Score	13.11
Highest Heat Score	19.87 - Final, Oi Rio Pro 2015 v Bede Durbidge
Total Events	94
Best Finish – 13 Titles	1st - Hurley Pro Sunset Beach 2023 1st - Rip Curl Pro Bells Beach 2022 1st - Oi Rio Pro 2022 1st - Boost Mobile Margaret River Pro presented by Corona 2020-21 1st - Jeep Surf Ranch Pro presented by Adobe 2020-21 1st - Oi Rio Pro 2019 1st - Oi Rio Pro 2018 1st - Corona Open J-Bay 2018 1st - Hurley Pro 2017 1st - Corona Open J-Bay 2017 1st - Quiksilver Pro Gold Coast 2015 1st - Oi Rio Pro 2015 1st - Moche Rip Curl Pro Portugal 2015

2023 CT Finishes										
Billabong Pro Pipeline	Hurley Pro Sunset Beach	MEO Rip Curl Pro Portugal	Rip Curl Pro Bells Beach	Margaret River Pro	Surf Ranch Pro	Surf City El Salvador Pro Presented by Corona	VIVO Rio Pro presented by Corona	Corona Open J-Bay	SHISEIDO Tahiti Pro Presented by Outerknown	Rip Curl WSL Finals
5th	1st	17th	-	-	-	-	-	-	-	-

Scoring Range in 2023		
Range	Waves Caught	Percentage of Total Waves Caught
Excellent (8.0-10)	6	8%
Good (6.0-7.9)	8	11%
Average (4.0-5.9)	10	13%
Fair (2.0-3.9)	16	22%
Poor (0-1.9)	32	44%



Career Finishes at Bells Beach	
Year	Round Finish
2022	Final
2019	Final
2018	Round 3
2017	Quarter-Finals
2015	Quarter-Finals
2014	Round 3
2013	Quarter-Finals

Owen Wright (AUS)



Bio Information	
Age	33
Height	6'3 (191cm)
Weight	178.2lbs (81kg)
Stance	Goofy
Hometown	Culburra Beach, NSW
World CT Titles	-

2023 CT Stats	
Rank	-
Total Heat Wins	-
Average Heat Score	-
Highest Heat Score	-
Best Wave	-
Best Finish	-

Career CT Stats	
Years on Tour	16 (2006-2022)
Total Heat Wins	187
Average Heat Score	11.95
Highest Heat Score	20.00 - Final, Fiji Pro 2015 v Julian Wilson 20.00 - Round 5, Fiji Pro 2015 v Adam Melling
Total Events	104
Best Finish - 4 Titles	1st - Tahiti Pro Teahupo'o 2019 1st - Quiksilver Pro Gold Coast 2017 1st - Fiji Pro 2015 1st - Quiksilver Pro New York 2011

2023 CT Finishes											
Billabong Pro Pipeline	Hurley Pro Sunset Beach	MEO Rip Curl Pro Portugal	Rip Curl Pro Bells Beach	Margaret River Pro	Surf Ranch Pro	Surf City El Salvador Pro Presented by Corona	VIVO Rio Pro presented by Corona	Corona Open J-Bay	SHISEIDO Tahiti Pro Presented by Outerknown	Rip Curl WSL Finals	
-	-	-	-	-	-	-	-	-	-	-	-

Career Finishes at Bells Beach	
Year	Round Finish
2022	Quarter-Finals
2019	Round 4
2018	Quarter-Finals
2017	Round 5
2015	Quarter-Finals
2014	Quarter-Finals
2013	Round 2
2012	Quarter-Finals
2011	Quarter-Finals
2010	Round 3
2009	Round 3
2007	Round 2

Nat Young (USA)



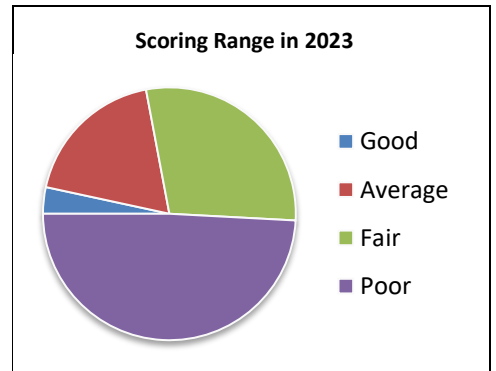
Bio Information	
Age	31
Height	5"10 (180cm)
Weight	158.4lbs (72kg)
Stance	Goofy
Hometown	Santa Cruz, California
World CT Titles	-

2023 CT Stats	
Rank	18
Total Heat Wins	3
Average Heat Score	9.03
Highest Heat Score	12.10 - Round 4, Hurley Pro Sunset Beach v John John Florence
Best Wave	7.60 - Round 4, Hurley Pro Sunset Beach v John John Florence
Best Finish	5th - Hurley Pro Sunset Beach

Career CT Stats	
Years on Tour	9 (2012-2023)
Total Heat Wins	89
Average Heat Score	11.69
Highest Heat Score	18.23 - Round 2, Volcom Fiji Pro 2013 v Filipe Toledo
Total Events	67
Best Finish	-

2023 CT Finishes										
Billabong Pro Pipeline	Hurley Pro Sunset Beach	MEO Rip Curl Pro Portugal	Rip Curl Pro Bells Beach	Margaret River Pro	Surf Ranch Pro	Surf City El Salvador Pro Presented by Corona	VIVO Rio Pro presented by Corona	Corona Open J-Bay	SHISEIDO Tahiti Pro Presented by Outerknown	Rip Curl WSL Finals
17th	5th	17th	-	-	-	-	-	-	-	-

Scoring Range in 2023		
Range	Waves Caught	Percentage of Total Waves Caught
Good (6.0-7.9)	2	3%
Average (4.0-5.9)	11	18%
Fair (2.0-3.9)	17	28%
Poor (0-1.9)	29	49%



Career Finishes at Bells Beach	
Year	Round Finish
2022	Round 4
2017	Round 3
2016	Quarter-Finals
2015	Semi-Finals
2014	Round 3
2013	Final