

FIXTURES & RESULTS 2023

Date	Location	Country	Event	Winner	Runner-Up
Jan 29-Feb 10	Banzai Pipeline	Hawaii	Billabong Pro Pipeline	Carissa Moore	Tyler Wright
Feb 12-23	Sunset Beach	Hawaii	Hurley Pro Sunset Beach	Molly Picklum	Caroline Marks
Mar 08-16	Peniche	Portugal	MEO Rip Curl Pro Portugal	Caitlin Simmers	Courtney Conlogue
Apr 04-14	Bells Beach	Australia	Rip Curl Pro Bells Beach	-	-
Apr 20-30	Margaret River Main Break	Australia	Margaret River Pro	-	-
May 27-28	Surf Ranch	USA	Surf Ranch Pro	-	-
Jun 09-18	Punta Roca	El Salvador	Surf City El Salvador Pro	-	-
Jun 23-Jul 01	Saquarema	Brazil	VIVO Rio Pro Presented By Corona	-	-
Jul 13-22	Jeffery's Bay	South Africa	Corona Open J-Bay	-	-
Aug 11-20	Teahupoo	Tahiti	SHISEIDO Tahiti Pro Presented By Outerknown	-	-
Sep 07-15	Lower Trestles	USA	Rip Curl WSL Finals	-	-

PAST WORLD CHAMPIONS (1977-2022)

Season	Winner	Country
1977	Margo Oberg	Hawaii
1978	Lynne Boyer	Hawaii
1979	Lynne Boyer	Hawaii
1980	Margo Oberg	Hawaii
1981	Margo Oberg	Hawaii
1982	Debbie Beacham	USA
1983-84	Kim Mearig	USA
1984-85	Freida Zamba	USA
1985-86	Freida Zamba	USA
1986-87	Freida Zamba	USA
1987-88	Wendy Botha	South Africa
1988	Freida Zamba	USA
1989	Wendy Botha	Australia
1990	Pam Burridge	Australia
1991	Wendy Botha	Australia
1992	Wendy Botha	Australia
1993	Pauline Menczer	Australia
1994	Lisa Andersen	USA
1995	Lisa Andersen	USA
1996	Lisa Andersen	USA
1997	Lisa Andersen	USA
1998	Layne Beachley	Australia
1999	Layne Beachley	Australia
2000	Layne Beachley	Australia
2001	Layne Beachley	Australia
2002	Layne Beachley	Australia
2003	Layne Beachley	Australia
2004	Sofia Mulanovich	Peru
2005	Chelsea Hedges	Australia
2006	Layne Beachley	Australia
2007	Stephanie Gilmore	Australia
2008	Stephanie Gilmore	Australia
2009	Stephanie Gilmore	Australia
2010	Stephanie Gilmore	Australia
2011	Carissa Moore	Hawaii
2012	Stephanie Gilmore	Australia
2013	Carissa Moore	Hawaii
2014	Stephanie Gilmore	Australia
2015	Carissa Moore	Hawaii
2016	Tyler Wright	Australia
2017	Tyler Wright	Australia
2018	Stephanie Gilmore	Australia
2019	Carissa Moore	Hawaii
2020-21	Carissa Moore	Hawaii
2022	Stephanie Gilmore	Australia

BELLS BEACH EVENT HISTORY (1977-2022)

Season	Winner	Country	Stance	Score	Runner-Up
1977	Margo Oberg	HAW	Regular	-	Lynne Boyer(2), Linda Davoli(3), Jericho Poppler(4), Jean Shanks(5), Debbie Beacham(6), Vicki Burke(7), Nancy Emerson(8), Gail Couper(9), Becky Benson(10), Rell Sunn(11), Jill Sanoti(12)
1978	Margo Oberg	HAW	Regular	-	Lynne Boyer(2), Linda Davoli(3), Jericho Poppler(4), Becky Benson(5), Dodie Hackemack(6)
1979	Lynne Boyer	HAW	Regular	-	Jericho Poppler(2), Brenda Scott-Rogers(3), Sharron Holland(4)
1980	Margo Oberg	HAW	Regular	-	Linda Davoli
1982	-	-	-	-	Sharron Holland(2), Pam Burrige(3), Rell Sunn(4)
1984-85	Freida Zamba	USA	Goofy	-	Jodie Cooper(2), Pam Burrige(3), Alisa Schwartzstein-Cairns(4)
1985-86	Freida Zamba	USA	Goofy	4.00	Jodie Cooper
1986-87	Jodie Cooper	AUS	Regular	5.00	Pam Burrige
1987-88	Kim Mearig	USA	Regular	115.90	Freida Zamba
1989	Wendy Botha	AUS	Regular	120.80	Toni Sawyer
1990	Lisa Andersen	USA	Regular	111.50	Kim Mearig
1991	Pauline Menczer	AUS	Regular	90.80	Michelle Donoghue
1992	Lisa Andersen	USA	Regular	23.20	Neridah Falconer
1993	Pauline Menczer	AUS	Regular	19.70	Wendy Botha
1994	Layne Beachley	AUS	Regular	20.67	Lisa Andersen
1995	Lisa Andersen	USA	Regular	27.10	Pauline Menczer
1996	Pauline Menczer	AUS	Regular	22.30	Lisa Andersen
1997	Lisa Andersen	USA	Regular	26.00	Pam Burrige
1998	Layne Beachley	AUS	Regular	24.50	Pru Jeffries
1999	Layne Beachley	AUS	Regular	21.25	Sandie Dryden
2000	Megan Abubo	HAW	Regular	18.90	Rochelle Ballard
2005	Sofia Mulanovich	PER	Regular	15.83	Serena Brooke
2007	Stephanie Gilmore	AUS	Regular	16.50	Sofia Mulanovich
2008	Stephanie Gilmore	AUS	Regular	16.50	Sofia Mulanovich
2009	Silvana Lima	BRA	Regular	17.34	Stephanie Gilmore
2010	Stephanie Gilmore	AUS	Regular	14.67	Sofia Mulanovich
2011	Sally Fitzgibbons	AUS	Regular	16.77	Carissa Moore
2012	Sally Fitzgibbons	AUS	Regular	10.76	Stephanie Gilmore
2013	Carissa Moore	HAW	Regular	15.40	Tyler Wright
2014	Carissa Moore	HAW	Regular	16.23	Tyler Wright
2015	Carissa Moore	HAW	Regular	14.00	Stephanie Gilmore
2016	Courtney Conlogue	USA	Regular	16.53	Sally Fitzgibbons
2017	Courtney Conlogue	USA	Regular	17.00	Stephanie Gilmore
2018	Stephanie Gilmore	AUS	Regular	14.17	Tatiana Weston-Webb
2019	Courtney Conlogue	USA	Regular	15.83	Malia Manuel
2022	Tyler Wright	AUS	Regular	16.93	Carissa Moore

EVENT MULTIPLE WINNERS (1977-2022)

Total Victories	Surfer	Country	Years
4	Stephanie Gilmore	AUS	2007, 2008, 2010, 2018
4	Lisa Andersen	USA	1990, 1992, 1995, 1997
3	Courtney Conlogue	USA	2016, 2017, 2019
3	Carissa Moore	HAW	2013, 2014, 2015
3	Layne Beachley	AUS	1994, 1998, 1999
3	Pauline Menczer	AUS	1991, 1993, 1996
3	Margo Oberg	HAW	1977, 1978, 1980
2	Sally Fitzgibbons	AUS	2011, 2012
2	Freida Zamba	USA	1984-85, 1985-86

EVENT APPEARANCE RECORDS (1977-2022)

Total Events	Surfer	Span
16	Pam Burrige	1980-1998
14	Stephanie Gilmore	2007-2022
14	Pauline Menczer	1986-2000
13	Layne Beachley	1992-2009
12	Lisa Andersen	1987-2000
12	Rochelle Ballard	1991-2007
12	Neridah Falconer	1989-2000
12	Sally Fitzgibbons	2009-2022
11	Michelle Donoghue	1985-1996
11	Carissa Moore	2010-2022
11	Coco Ho	2009-2019

WSL 2023 CT SEASON LEADERS

Average Heat Score	
Surfer	Average
Molly Picklum	10.45
Carissa Moore	10.31
Caitlin Simmers	10.19
Sophie McCulloch	10.08
Caroline Marks	9.74
Yolanda Hopkins	9.67
Gabriela Bryan	9.61
Luana Silva	9.29
Lakey Peterson	9.15
Courtney Conlogue	9.14

Highest Scoring Heat		
Surfer	Heat Score	Event
Caitlin Simmers	15.16	MEO Rip Curl Pro Portugal
Gabriela Bryan	15.00	Hurley Pro Sunset Beach
Stephanie Gilmore	14.17	Hurley Pro Sunset Beach
Caroline Marks	13.66	MEO Rip Curl Pro Portugal
Tyler Wright	13.43	Billabong Pro Pipeline
Lakey Peterson	13.33	Billabong Pro Pipeline
Caroline Marks	13.10	Hurley Pro Sunset Beach
Courtney Conlogue	12.84	MEO Rip Curl Pro Portugal
Caitlin Simmers	12.67	Billabong Pro Pipeline
Molly Picklum	12.34	Hurley Pro Sunset Beach

Average Wave Score	
Surfer	Average
Zoe McDougall	3.34
Luana Silva	3.32
Gabriela Bryan	3.26
Molly Picklum	3.18
Caitlin Simmers	3.10
Caroline Marks	3.10
Sally Fitzgibbons	3.04
Sophie McCulloch	2.94
Carissa Moore	2.90
Lakey Peterson	2.87

Most Total Heat Wins	
Surfer	Heat Wins
Molly Picklum	8
Carissa Moore	7
Caitlin Simmers	6
Caroline Marks	5
Gabriela Bryan	5
Tyler Wright	5
Courtney Conlogue	4
Macy Callaghan	4
Bettylou Sakura Johnson	3
Sally Fitzgibbons	3

Total Waves Caught	
Surfer	Total Waves
Caitlin Simmers	62
Courtney Conlogue	60
Tyler Wright	59
Tatiana Weston-Webb	59
Molly Picklum	57
Carissa Moore	53
Caroline Marks	50
Bettylou Sakura Johnson	50
Macy Callaghan	48
Gabriela Bryan	46

Highest Scoring Wave		
Surfer	Heat Score	Event
Courtney Conlogue	9.00	Final,Heat 1,Wave 1,MEO Rip Curl Pro Portugal
Caitlin Simmers	8.67	Semi-Finals,Heat 2,Wave 1,MEO Rip Curl Pro Portugal
Carissa Moore	8.00	Semi-Finals,Heat 2,Wave 3,Billabong Pro Pipeline
Gabriela Bryan	8.00	Quarter-Finals,Heat 3,Wave 3,Hurley Pro Sunset Beach
Molly Picklum	8.00	Round 1,Heat 6,Wave 2,Billabong Pro Pipeline
Tyler Wright	8.00	Semi-Finals,Heat 1,Wave 2,Billabong Pro Pipeline
Tyler Wright	8.00	Quarter-Finals,Heat 2,Wave 6,Hurley Pro Sunset Beach
Caitlin Simmers	7.83	Round 3,Heat 7,Wave 5,MEO Rip Curl Pro Portugal
Molly Picklum	7.67	Round 3,Heat 6,Wave 8,Billabong Pro Pipeline
Caroline Marks	7.50	Final,Heat 1,Wave 2,Hurley Pro Sunset Beach
Stephanie Gilmore	7.50	Round 3,Heat 3,Wave 13,Hurley Pro Sunset Beach

Highest % of Excellent Scores of total waves caught	
Surfer	Excellent Scores (8.0 – 10.0)
Tyler Wright	3%
Gabriela Bryan	2%
Caitlin Simmers	1%
Molly Picklum	1%
Courtney Conlogue	1%
Carissa Moore	1%
Lakey Peterson	0%
Caroline Marks	0%
Isabella Nichols	0%
Macy Callaghan	0%

2023 SURFERS BIOS

Gabriela Bryan (HAW)



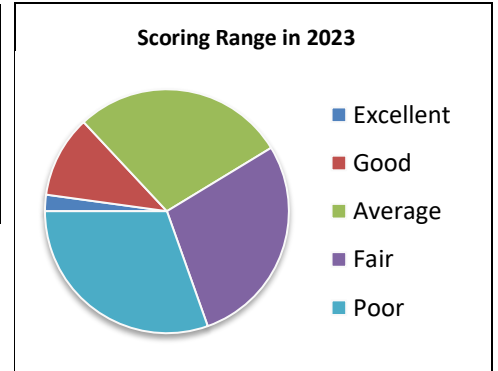
Bio Information	
Age	20
Height	-
Weight	-
Stance	Regular
Hometown	Kilauea, Kauai
World CT Titles	-

2023 CT Stats	
Rank	5
Total Heat Wins	5
Average Heat Score	9.61
Highest Heat Score	15.00 - Quarter-Finals, Hurley Pro Sunset Beach v Carissa Moore
Best Wave	8.00 - Quarter-Finals, Hurley Pro Sunset Beach v Carissa Moore
Best Finish	3rd - Hurley Pro Sunset Beach

Career CT Stats	
Years on Tour	2 (2019-2023)
Total Heat Wins	5
Average Heat Score	10.18
Highest Heat Score	15.00 - Quarter-Finals, Hurley Pro Sunset Beach 2023 v Carissa Moore
Total Events	14
Best Finish	-

2023 CT Finishes										
Billabong Pro Pipeline	Hurley Pro Sunset Beach	MEO Rip Curl Pro Portugal	Rip Curl Pro Bells Beach	Margaret River Pro	Surf Ranch Pro	Surf City El Salvador Pro	VIVO Rio Pro Presented By Corona	Corona Open J-Bay	SHISEIDO Tahiti Pro Presented By Outerknown	Rip Curl WSL Finals
5th	3rd	9th	-	-	-	-	-	-	-	-

Scoring Range in 2023		
Range	Waves Caught	Percentage of Total Waves Caught
Excellent (8.0-10)	1	2%
Good (6.0-7.9)	5	10%
Average (4.0-5.9)	13	28%
Fair (2.0-3.9)	13	28%
Poor (0-1.9)	14	30%



Career Finishes at Bells Beach	
Year	Round Finish
2022	Round 3

Macy Callaghan (AUS)



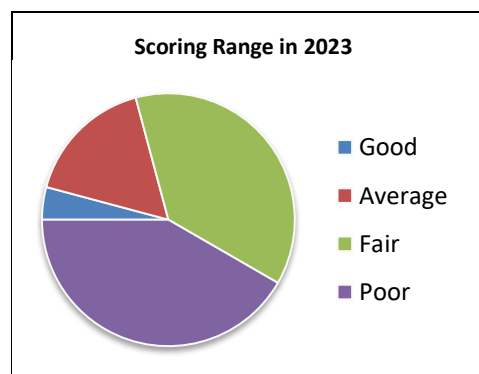
Bio Information	
Age	22
Height	5'8 (175cm)
Weight	136.4lbs (62kg)
Stance	Regular
Hometown	Avoca Beach, NSW
World CT Titles	-

2023 CT Stats	
Rank	9
Total Heat Wins	4
Average Heat Score	8.21
Highest Heat Score	10.66 - Round 3, MEO Rip Curl Pro Portugal v Bettylou Sakura Johnson
Best Wave	6.17 - Round 1, MEO Rip Curl Pro Portugal v Tatiana Weston-Webb, Gabriela Bryan
Best Finish	3rd - MEO Rip Curl Pro Portugal

Career CT Stats	
Years on Tour	4 (2017-2023)
Total Heat Wins	9
Average Heat Score	9.63
Highest Heat Score	14.33 - Semi-Finals, Roxy Pro France 2018 v Bronte Macaulay
Total Events	28
Best Finish	-

2023 CT Finishes										
Billabong Pro Pipeline	Hurley Pro Sunset Beach	MEO Rip Curl Pro Portugal	Rip Curl Pro Bells Beach	Margaret River Pro	Surf Ranch Pro	Surf City El Salvador Pro	VIVO Rio Pro Presented By Corona	Corona Open J-Bay	SHISEIDO Tahiti Pro Presented By Outerknown	Rip Curl WSL Finals
9th	9th	3rd	-	-	-	-	-	-	-	-

Scoring Range in 2023		
Range	Waves Caught	Percentage of Total Waves Caught
Good (6.0-7.9)	2	4%
Average (4.0-5.9)	8	16%
Fair (2.0-3.9)	18	37%
Poor (0-1.9)	20	41%



Career Finishes at Bells Beach	
Year	Round Finish
2019	Round 3
2018	Round 2

Courtney Conlogue (USA)



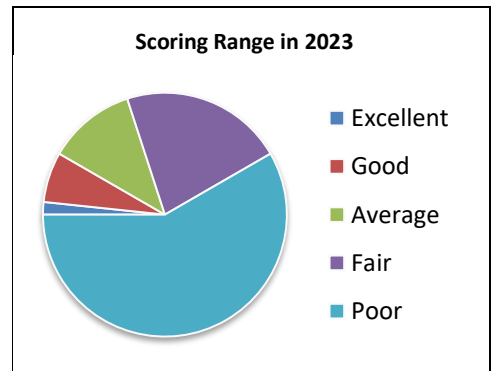
Bio Information	
Age	30
Height	5'9 (177cm)
Weight	138.6lbs (63kg)
Stance	Regular
Hometown	Santa Ana, California
World CT Titles	-

2023 CT Stats	
Rank	12
Total Heat Wins	4
Average Heat Score	9.14
Highest Heat Score	12.84 - Round 3, MEO Rip Curl Pro Portugal v Gabriela Bryan
Best Wave	9.00 - Final, MEO Rip Curl Pro Portugal v Caitlin Simmers
Best Finish	2nd - MEO Rip Curl Pro Portugal

Career CT Stats	
Years on Tour	11 (2006-2023)
Total Heat Wins	179
Average Heat Score	12.61
Highest Heat Score	19.40 - Round 4, Target Maui Pro 2014 v Coco Ho
Total Events	95
Best Finish - 13 Titles	1st - Outerknown Tahiti Pro 2022 1st - Rip Curl Pro Bells Beach 2019 1st - Roxy Pro France 2018 1st - Vans US Open of Surfing 2018 1st - Rip Curl Women's Pro Bells Beach 2017 1st - Outerknown Fiji Women's Pro 2017 1st - Rip Curl Women's Pro Bells Beach 2016 1st - Cascais Women's Pro 2016 1st - Women's Drug Aware Margaret River Pro 2015 1st - Oi Rio Women's Pro 2015 1st - Cascais Women's Pro 2015 1st - TSB Bank NZ Surf Festival 2013 1st - Commonwealth Bank Beachley Classic 2012

2023 CT Finishes										
Billabong Pro Pipeline	Hurley Pro Sunset Beach	MEO Rip Curl Pro Portugal	Rip Curl Pro Bells Beach	Margaret River Pro	Surf Ranch Pro	Surf City El Salvador Pro	VIVO Rio Pro Presented By Corona	Corona Open J-Bay	SHISEIDO Tahiti Pro Presented By Outerknown	Rip Curl WSL Finals
17th	17th	2nd	-	-	-	-	-	-	-	-

Scoring Range in 2023		
Range	Waves Caught	Percentage of Total Waves Caught
Excellent (8.0-10)	1	1%
Good (6.0-7.9)	4	6%
Average (4.0-5.9)	7	11%
Fair (2.0-3.9)	13	21%
Poor (0-1.9)	35	58%



Career Finishes at Bells Beach	
Year	Round Finish
2022	Semi-Finals
2019	Final
2017	Final
2016	Final
2015	Semi-Finals
2014	Round 4
2013	Semi-Finals
2012	Round 4
2011	Quarter-Finals

Johanne Defay (FRA)



Bio Information	
Age	29
Height	5"4 (165cm)
Weight	132lbs (60kg)
Stance	Regular
Hometown	La Reunion
World CT Titles	-

2023 CT Stats	
Rank	19
Total Heat Wins	0
Average Heat Score	-
Highest Heat Score	-
Best Wave	-
Best Finish	-

Career CT Stats	
Years on Tour	8 (2012-2023)
Total Heat Wins	88
Average Heat Score	11.87
Highest Heat Score	18.60 - Round 4, Fiji Women's Pro 2015 v Tyler Wright
Total Events	80
Best Finish - 5 Titles	1st - Roxy Pro G-Land 2022 1st - Jeep Surf Ranch Pro presented by Adobe 2020-21 1st - Margaret River Pro/ Uluwatu CT 2018 1st - Fiji Women's Pro 2016 1st - Women's Vans US Open of Surfing 2015

2023 CT Finishes										
Billabong Pro Pipeline	Hurley Pro Sunset Beach	MEO Rip Curl Pro Portugal	Rip Curl Pro Bells Beach	Margaret River Pro	Surf Ranch Pro	Surf City El Salvador Pro	VIVO Rio Pro Presented By Corona	Corona Open J-Bay	SHISEIDO Tahiti Pro Presented By Outerknown	Rip Curl WSL Finals
INJ	INJ	INJ	-	-	-	-	-	-	-	-

Career Finishes at Bells Beach	
Year	Round Finish
2022	Quarter-Finals
2019	Round 3
2018	Quarter-Finals
2017	Quarter-Finals
2016	Quarter-Finals
2015	Quarter-Finals
2014	Round 2

Kobie Enright (AUS)



Bio Information	
Age	23
Height	5"10 (178cm)
Weight	123.2lbs (56kg)
Stance	Regular
Hometown	Coolangatta, QLD
World CT Titles	-

2023 CT Stats	
Rank	-
Total Heat Wins	-
Average Heat Score	-
Highest Heat Score	-
Best Wave	-
Best Finish	-

Career CT Stats	
Years on Tour	2 (2018-2019)
Total Heat Wins	1
Average Heat Score	10.84
Highest Heat Score	11.77 - Round 1, Rip Curl Pro Bells Beach 2019 v Stephanie Gilmore, Bronte Macaulay
Total Events	2
Best Finish	-

2023 CT Finishes										
Billabong Pro Pipeline	Hurley Pro Sunset Beach	MEO Rip Curl Pro Portugal	Rip Curl Pro Bells Beach	Margaret River Pro	Surf Ranch Pro	Surf City El Salvador Pro	VIVO Rio Pro Presented By Corona	Corona Open J-Bay	SHISEIDO Tahiti Pro Presented By Outerknown	Rip Curl WSL Finals
-	-	-	-	-	-	-	-	-	-	-

Career Finishes at Bells Beach	
Year	Round Finish
2019	Round 3
2018	Round 3

Sally Fitzgibbons (AUS)



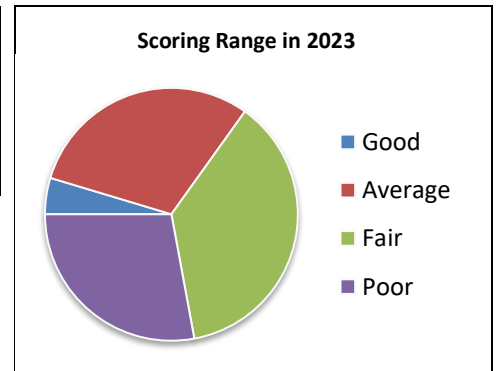
Bio Information	
Age	32
Height	5"6 (170cm)
Weight	129.8lbs (59kg)
Stance	Regular
Hometown	Gerroa, NSW
World CT Titles	-

2023 CT Stats	
Rank	11
Total Heat Wins	3
Average Heat Score	8.73
Highest Heat Score	11.83 - Quarter-Finals, MEO Rip Curl Pro Portugal v Courtney Conlogue
Best Wave	6.83 - Quarter-Finals, MEO Rip Curl Pro Portugal v Courtney Conlogue
Best Finish	5th - MEO Rip Curl Pro Portugal

Career CT Stats	
Years on Tour	14 (2007-2023)
Total Heat Wins	249
Average Heat Score	13.24
Highest Heat Score	19.77 - Quarter-Finals, Roxy Pro France 2013 v Stephanie Gilmore
Total Events	118
Best Finish - 12 Titles	1st - Rip Curl Rottneest Search presented by Corona 2020-21 1st - Oi Rio Pro 2019 1st - Women's Drug Aware Margaret River Pro 2017 1st - Fiji Women's Pro 2015 1st - Rio Women's Pro 2014 1st - Fiji Women's Pro 2014 1st - Roxy Pro France 2013 1st - Rip Curl Women's Pro Bells Beach 2012 1st - Billabong Rio Pro 2012 1st - Rip Curl Women's Pro Bells Beach 2011 1st - Subaru Pro TSB Bank Women's Surf Festival 2011 1st - Nike US Open of Surfing 2011

2023 CT Finishes										
Billabong Pro Pipeline	Hurley Pro Sunset Beach	MEO Rip Curl Pro Portugal	Rip Curl Pro Bells Beach	Margaret River Pro	Surf Ranch Pro	Surf City El Salvador Pro	VIVO Rio Pro Presented By Corona	Corona Open J-Bay	SHISEIDO Tahiti Pro Presented By Outerknown	Rip Curl WSL Finals
9th	9th	5th	-	-	-	-	-	-	-	-

Scoring Range in 2023		
Range	Waves Caught	Percentage of Total Waves Caught
Good (6.0-7.9)	2	4%
Average (4.0-5.9)	13	30%
Fair (2.0-3.9)	16	37%
Poor (0-1.9)	12	27%



Career Finishes at Bells Beach	
Year	Round Finish
2022	Quarter-Finals
2019	Round 3
2018	Round 2
2017	Quarter-Finals
2016	Final
2015	Semi-Finals
2014	Semi-Finals
2013	Quarter-Finals
2012	Final
2011	Final
2010	Semi-Finals
2009	Semi-Finals

Brisa Hennessy (CRI)



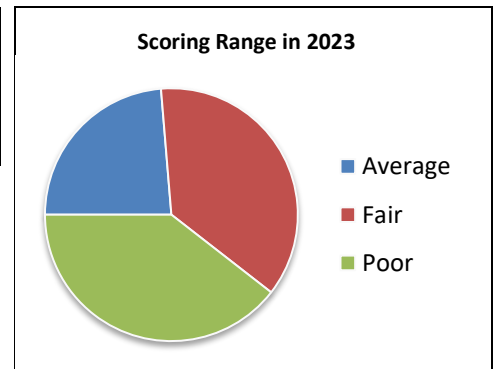
Bio Information	
Age	23
Height	-
Weight	-
Stance	Regular
Hometown	Kailua, Oahu
World CT Titles	-

2023 CT Stats	
Rank	8
Total Heat Wins	3
Average Heat Score	7.64
Highest Heat Score	10.50 - Round 1, MEO Rip Curl Pro Portugal v Courtney Conlogue, Lakey Peterson
Best Wave	5.67 - Round 1, MEO Rip Curl Pro Portugal v Courtney Conlogue, Lakey Peterson
Best Finish	5th - Billabong Pro Pipeline 5th - Hurley Pro Sunset Beach

Career CT Stats	
Years on Tour	4 (2016-2023)
Total Heat Wins	14
Average Heat Score	9.66
Highest Heat Score	15.83 - Round 4, Maui Women's Pro 2017 v Coco Ho
Total Events	34
Best Finish	1st - Hurley Pro Sunset Beach 2022

2023 CT Finishes										
Billabong Pro Pipeline	Hurley Pro Sunset Beach	MEO Rip Curl Pro Portugal	Rip Curl Pro Bells Beach	Margaret River Pro	Surf Ranch Pro	Surf City El Salvador Pro	VIVO Rio Pro Presented By Corona	Corona Open J-Bay	SHISEIDO Tahiti Pro Presented By Outerknown	Rip Curl WSL Finals
5th	5th	9th	-	-	-	-	-	-	-	-

Scoring Range in 2023		
Range	Waves Caught	Percentage of Total Waves Caught
Average (4.0-5.9)	9	23%
Fair (2.0-3.9)	14	36%
Poor (0-1.9)	15	39%



Career Finishes at Bells Beach	
Year	Round Finish
2022	Semi-Finals
2019	Quarter-Finals
2016	Round 2

Caroline Marks (USA)



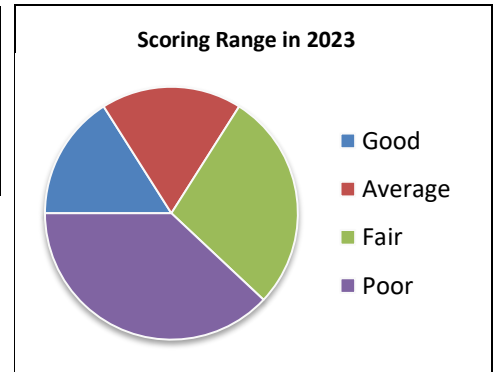
Bio Information	
Age	21
Height	5'4 (165cm)
Weight	127.6lbs (58kg)
Stance	Goofy
Hometown	Melbourne, Florida
World CT Titles	-

2023 CT Stats	
Rank	7
Total Heat Wins	5
Average Heat Score	9.74
Highest Heat Score	13.66 - Round 3, MEO Rip Curl Pro Portugal v Caitlin Simmers
Best Wave	7.50 - Final, Hurley Pro Sunset Beach v Molly Picklum
Best Finish	2nd - Hurley Pro Sunset Beach

Career CT Stats	
Years on Tour	5 (2015-2023)
Total Heat Wins	34
Average Heat Score	10.34
Highest Heat Score	17.60 - Round 3, Margaret River Pro 2019 v Paige Hareb
Total Events	37
Best Finish - 3 Titles	1st - Rip Curl Narrabeen Classic presented by Corona 2020-21 1st - Boost Mobile Pro Gold Coast 2019 1st - MEO Rip Curl Pro 2019

2023 CT Finishes										
Billabong Pro Pipeline	Hurley Pro Sunset Beach	MEO Rip Curl Pro Portugal	Rip Curl Pro Bells Beach	Margaret River Pro	Surf Ranch Pro	Surf City El Salvador Pro	VIVO Rio Pro Presented By Corona	Corona Open J-Bay	SHISEIDO Tahiti Pro Presented By Outerknown	Rip Curl WSL Finals
9th	2nd	9th	-	-	-	-	-	-	-	-

Scoring Range in 2023		
Range	Waves Caught	Percentage of Total Waves Caught
Good (6.0-7.9)	8	16%
Average (4.0-5.9)	9	18%
Fair (2.0-3.9)	14	28%
Poor (0-1.9)	19	38%



Career Finishes at Bells Beach	
Year	Round Finish
2019	Semi-Finals
2018	Semi-Finals

Sophie McCulloch (AUS)



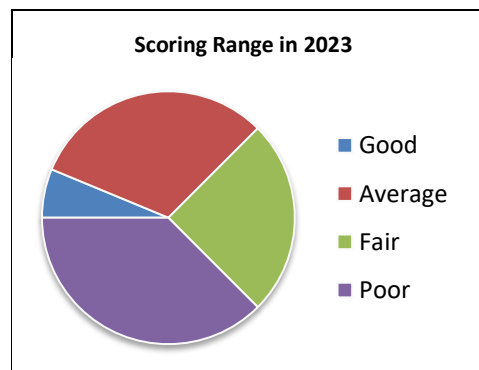
Bio Information	
Age	24
Height	-
Weight	-
Stance	Regular
Hometown	
World CT Titles	-

2023 CT Stats	
Rank	16
Total Heat Wins	2
Average Heat Score	10.08
Highest Heat Score	11.07 - Round 1, MEO Rip Curl Pro Portugal v Stephanie Gilmore, Caitlin Simmers
Best Wave	6.07 - Round 1, MEO Rip Curl Pro Portugal v Stephanie Gilmore, Caitlin Simmers
Best Finish	5th - MEO Rip Curl Pro Portugal

Career CT Stats	
Years on Tour	1 (2023-2023)
Total Heat Wins	2
Average Heat Score	10.08
Highest Heat Score	11.07 - Round 1, MEO Rip Curl Pro Portugal 2023 v Stephanie Gilmore, Caitlin Simmers
Total Events	1
Best Finish	-


2023 CT Finishes										
Billabong Pro Pipeline	Hurley Pro Sunset Beach	MEO Rip Curl Pro Portugal	Rip Curl Pro Bells Beach	Margaret River Pro	Surf Ranch Pro	Surf City El Salvador Pro	VIVO Rio Pro Presented By Corona	Corona Open J-Bay	SHISEIDO Tahiti Pro Presented By Outerknown	Rip Curl WSL Finals
INJ	INJ	5th	-	-	-	-	-	-	-	-

Scoring Range in 2023		
Range	Waves Caught	Percentage of Total Waves Caught
Good (6.0-7.9)	1	6%
Average (4.0-5.9)	5	31%
Fair (2.0-3.9)	4	25%
Poor (0-1.9)	6	37%



Career Finishes at Bells Beach	
Year	Round Finish
CT Debut at this Event	

Carissa Moore (HAW)



Bio Information	
Age	30
Height	5'6 (170cm)
Weight	138.6lbs (63kg)
Stance	Regular
Hometown	Honolulu, Oahu
World CT Titles	2020-21, 2019, 2015, 2013, 2011

2023 CT Stats	
Rank	2
Total Heat Wins	7
Average Heat Score	10.31
Highest Heat Score	12.17 - Semi-Finals, Billabong Pro Pipeline v Bettylou Sakura Johnson
Best Wave	8.00 - Semi-Finals, Billabong Pro Pipeline v Bettylou Sakura Johnson
Best Finish	1st - Billabong Pro Pipeline

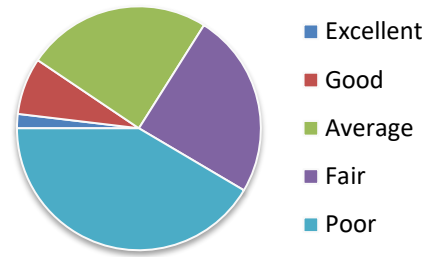
Career CT Stats	
Years on Tour	15 (2005-2023)
Total Heat Wins	277
Average Heat Score	13.57
Highest Heat Score	19.50 - Final, Target Maui Pro 2015 v Sally Fitzgibbons 19.50 - Round 3, Roxy Pro Gold Coast 2014 v Pauline Ado, Malia Manuel
Total Events	118
Best Finish - 26 Titles	1st - Billabong Pro Pipeline 2023 1st - Oi Rio Pro 2022 1st - Rip Curl Newcastle Cup presented by Corona 2020-21 1st - Corona J-Bay Open 2019 1st - Roxy Pro France 2019 1st - Surf Ranch Lemoore 2018 1st - Beachwaver Maui Women's Pro 2018 1st - Roxy Pro France 2017 1st - Roxy Pro France 2016 1st - Swatch Women's Pro 2015 1st - Target Maui Pro 2015 1st - Roxy Pro Gold Coast 2015 1st - Rip Curl Women's Pro Bells Beach 2015 1st - Women's Drug Aware Margaret River Pro 2014 1st - Rip Curl Women's Pro Bells Beach 2014 1st - Target Maui Pro 2014 1st - Women's Drug Aware Margaret River Pro 2013 1st - Rip Curl Women's Pro Bells Beach 2013 1st - Vans US Open of Surfing 2013 1st - Cascais Girls Pro 2013 1st - Commonwealth Bank Beachley Classic 2011 1st - Billabong Rio Pro 2011 1st - Roxy Pro Gold Coast 2011 1st - TSB Bank NZ Surf Festival 2010 1st - Rip Curl Pro Portugal 2010 1st - Gidget Pro Sunset Beach 2009

2023 CT Finishes										
Billabong Pro Pipeline	Hurley Pro Sunset Beach	MEO Rip Curl Pro Portugal	Rip Curl Pro Bells Beach	Margaret River Pro	Surf Ranch Pro	Surf City El Salvador Pro	VIVO Rio Pro Presented By Corona	Corona Open J-Bay	SHISEIDO Tahiti Pro Presented By Outerknown	Rip Curl WSL Finals
1st	5th	9th	-	-	-	-	-	-	-	-

Scoring Range in 2023

Scoring Range in 2023

Range	Waves Caught	Percentage of Total Waves Caught
Excellent (8.0-10)	1	1%
Good (6.0-7.9)	4	7%
Average (4.0-5.9)	13	24%
Fair (2.0-3.9)	13	24%
Poor (0-1.9)	22	41%



Career Finishes at Bells Beach	
Year	Round Finish
2022	Final
2019	Quarter-Finals
2018	Quarter-Finals
2017	Quarter-Finals
2016	Semi-Finals
2015	Final
2014	Final
2013	Final
2012	Semi-Finals
2011	Final
2010	Round 3

Isabella Nichols (AUS)



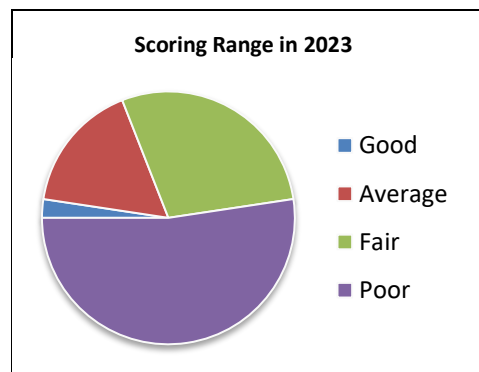
Bio Information	
Age	25
Height	5'8 (175cm)
Weight	147.4lbs (67kg)
Stance	Regular
Hometown	Coolum Beach, QLD
World CT Titles	-

2023 CT Stats	
Rank	15
Total Heat Wins	2
Average Heat Score	6.86
Highest Heat Score	11.50 - Round 2, MEO Rip Curl Pro Portugal v Lakey Peterson, Gabriela Bryan
Best Wave	6.17 - Round 2, Hurley Pro Sunset Beach v Courtney Conlogue, Caitlin Simmers
Best Finish	9th - Billabong Pro Pipeline 9th - Hurley Pro Sunset Beach 9th - MEO Rip Curl Pro Portugal

Career CT Stats	
Years on Tour	4 (2016-2023)
Total Heat Wins	3
Average Heat Score	9.49
Highest Heat Score	12.56 - Round 2, Rip Curl Women's Pro Bells Beach 2017 v Courtney Conlogue
Total Events	23
Best Finish	1st - Margaret River Pro 2022

2023 CT Finishes										
Billabong Pro Pipeline	Hurley Pro Sunset Beach	MEO Rip Curl Pro Portugal	Rip Curl Pro Bells Beach	Margaret River Pro	Surf Ranch Pro	Surf City El Salvador Pro	VIVO Rio Pro Presented By Corona	Corona Open J-Bay	SHISEIDO Tahiti Pro Presented By Outerknown	Rip Curl WSL Finals
9th	9th	9th	-	-	-	-	-	-	-	-

Scoring Range in 2023		
Range	Waves Caught	Percentage of Total Waves Caught
Good (6.0-7.9)	1	2%
Average (4.0-5.9)	7	16%
Fair (2.0-3.9)	12	28%
Poor (0-1.9)	22	52%



Career Finishes at Bells Beach	
Year	Round Finish
2022	Round 3
2017	Round 2

Lakey Peterson (USA)



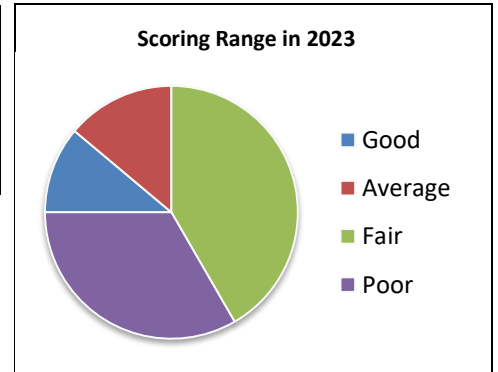
Bio Information	
Age	28
Height	5'6 (170cm)
Weight	129.8lbs (59kg)
Stance	Regular
Hometown	Santa Barbara, California
World CT Titles	-

2023 CT Stats	
Rank	13
Total Heat Wins	2
Average Heat Score	9.15
Highest Heat Score	13.33 - Semi-Finals, Billabong Pro Pipeline v Tyler Wright
Best Wave	7.00 - Semi-Finals, Billabong Pro Pipeline v Tyler Wright
Best Finish	3rd - Billabong Pro Pipeline

Career CT Stats	
Years on Tour	10 (2011-2023)
Total Heat Wins	134
Average Heat Score	12.64
Highest Heat Score	19.76 - Quarter-Finals, Nike US Open of Surfing 2012 v Sage Erickson
Total Events	86
Best Finish - 5 Titles	1st - Margaret River Pro 2019 1st - Freshwater Pro 2019 1st - Roxy Pro Gold Coast 2018 1st - Corona Bali Protected 2018 1st - Nike US Open of Surfing 2012

2023 CT Finishes										
Billabong Pro Pipeline	Hurley Pro Sunset Beach	MEO Rip Curl Pro Portugal	Rip Curl Pro Bells Beach	Margaret River Pro	Surf Ranch Pro	Surf City El Salvador Pro	VIVO Rio Pro Presented By Corona	Corona Open J-Bay	SHISEIDO Tahiti Pro Presented By Outerknown	Rip Curl WSL Finals
3rd	9th	17th	-	-	-	-	-	-	-	-

Scoring Range in 2023		
Range	Waves Caught	Percentage of Total Waves Caught
Good (6.0-7.9)	4	11%
Average (4.0-5.9)	5	13%
Fair (2.0-3.9)	15	41%
Poor (0-1.9)	12	33%



Career Finishes at Bells Beach	
Year	Round Finish
2022	Round 3
2019	Semi-Finals
2018	Round 3
2017	Semi-Finals
2015	Quarter-Finals
2014	Quarter-Finals
2013	Semi-Finals
2012	Quarter-Finals

Molly Picklum (AUS)



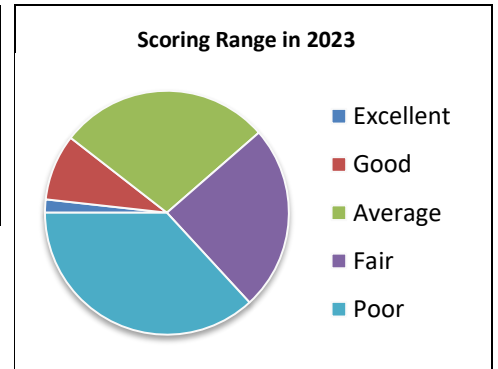
Bio Information	
Age	20
Height	5'4 (165cm)
Weight	136.4lbs (62kg)
Stance	Regular
Hometown	Gosford, NSW
World CT Titles	-

2023 CT Stats	
Rank	1
Total Heat Wins	8
Average Heat Score	10.45
Highest Heat Score	12.34 - Semi-Finals, Hurley Pro Sunset Beach v Tyler Wright
Best Wave	8.00 - Round 1, Billabong Pro Pipeline v Courtney Conlogue, Tyler Wright
Best Finish	1st - Hurley Pro Sunset Beach

Career CT Stats	
Years on Tour	1 (2023-2023)
Total Heat Wins	8
Average Heat Score	10.45
Highest Heat Score	12.34 - Semi-Finals, Hurley Pro Sunset Beach 2023 v Tyler Wright
Total Events	8
Best Finish	1st - Hurley Pro Sunset Beach 2023


2023 CT Finishes										
Billabong Pro Pipeline	Hurley Pro Sunset Beach	MEO Rip Curl Pro Portugal	Rip Curl Pro Bells Beach	Margaret River Pro	Surf Ranch Pro	Surf City El Salvador Pro	VIVO Rio Pro Presented By Corona	Corona Open J-Bay	SHISEIDO Tahiti Pro Presented By Outerknown	Rip Curl WSL Finals
5th	1st	5th	-	-	-	-	-	-	-	-

Scoring Range in 2023		
Range	Waves Caught	Percentage of Total Waves Caught
Excellent (8.0-10)	1	1%
Good (6.0-7.9)	5	8%
Average (4.0-5.9)	16	28%
Fair (2.0-3.9)	14	24%
Poor (0-1.9)	21	36%



Career Finishes at Bells Beach	
Year	Round Finish
2022	Round 2

Bettylou Sakura Johnson (HAW)



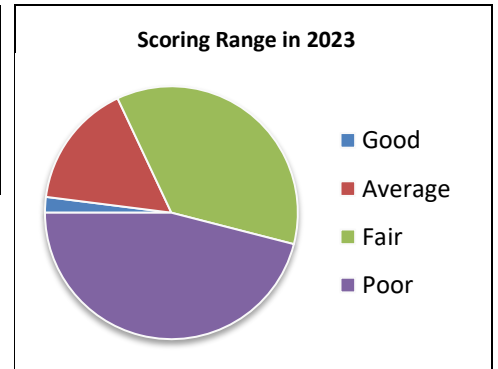
Bio Information	
Age	18
Height	5'6 (168cm)
Weight	127.6lbs (58kg)
Stance	Regular
Hometown	-
World CT Titles	-

2023 CT Stats	
Rank	9
Total Heat Wins	3
Average Heat Score	7.48
Highest Heat Score	9.33 - Round 3, MEO Rip Curl Pro Portugal v Macy Callaghan
Best Wave	6.50 - Round 1, Billabong Pro Pipeline v Carissa Moore, Alyssa Spencer
Best Finish	3rd - Billabong Pro Pipeline

Career CT Stats	
Years on Tour	1 (2023-2023)
Total Heat Wins	3
Average Heat Score	7.48
Highest Heat Score	9.33 - Round 3, MEO Rip Curl Pro Portugal 2023 v Macy Callaghan
Total Events	9
Best Finish	-

2023 CT Finishes										
Billabong Pro Pipeline	Hurley Pro Sunset Beach	MEO Rip Curl Pro Portugal	Rip Curl Pro Bells Beach	Margaret River Pro	Surf Ranch Pro	Surf City El Salvador Pro	VIVO Rio Pro Presented By Corona	Corona Open J-Bay	SHISEIDO Tahiti Pro Presented By Outerknown	Rip Curl WSL Finals
3rd	9th	9th	-	-	-	-	-	-	-	-

Scoring Range in 2023		
Range	Waves Caught	Percentage of Total Waves Caught
Good (6.0-7.9)	1	2%
Average (4.0-5.9)	8	16%
Fair (2.0-3.9)	18	36%
Poor (0-1.9)	23	46%



Career Finishes at Bells Beach	
Year	Round Finish
2022	Round 2

Caitlin Simmers (USA)



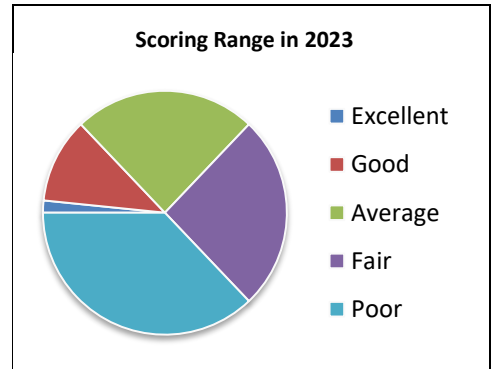
Bio Information	
Age	17
Height	5"2 (158cm)
Weight	114.4lbs (52kg)
Stance	Regular
Hometown	Oceanside, California
World CT Titles	-

2023 CT Stats	
Rank	2
Total Heat Wins	6
Average Heat Score	10.19
Highest Heat Score	15.16 - Round 3, MEO Rip Curl Pro Portugal v Caroline Marks
Best Wave	8.67 - Semi-Finals, MEO Rip Curl Pro Portugal v Macy Callaghan
Best Finish	1st - MEO Rip Curl Pro Portugal

Career CT Stats	
Years on Tour	1 (2023-2023)
Total Heat Wins	6
Average Heat Score	10.19
Highest Heat Score	15.16 - Round 3, MEO Rip Curl Pro Portugal 2023 v Caroline Marks
Total Events	4
Best Finish	1st - MEO Rip Curl Pro Portugal 2023

2023 CT Finishes										
Billabong Pro Pipeline	Hurley Pro Sunset Beach	MEO Rip Curl Pro Portugal	Rip Curl Pro Bells Beach	Margaret River Pro	Surf Ranch Pro	Surf City El Salvador Pro	VIVO Rio Pro Presented By Corona	Corona Open J-Bay	SHISEIDO Tahiti Pro Presented By Outerknown	Rip Curl WSL Finals
9th	5th	1st	-	-	-	-	-	-	-	-

Scoring Range in 2023		
Range	Waves Caught	Percentage of Total Waves Caught
Excellent (8.0-10)	1	1%
Good (6.0-7.9)	7	11%
Average (4.0-5.9)	15	24%
Fair (2.0-3.9)	16	25%
Poor (0-1.9)	23	37%



Career Finishes at Bells Beach	
Year	Round Finish
CT Debut at this Event	

Tatiana Weston-Webb (BRA)



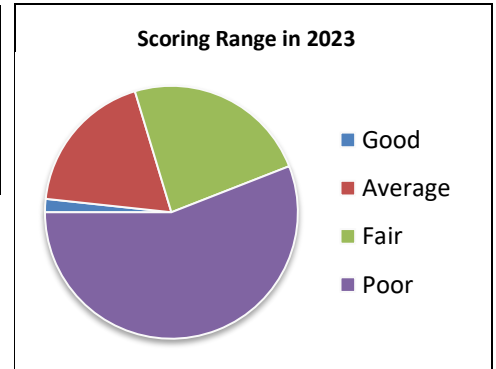
Bio Information	
Age	26
Height	5'4 (163cm)
Weight	123.2lbs (56kg)
Stance	Goofy
Hometown	Princeville, Kauai
World CT Titles	-

2023 CT Stats	
Rank	5
Total Heat Wins	3
Average Heat Score	7.69
Highest Heat Score	11.73 - Semi-Finals, MEO Rip Curl Pro Portugal v Courtney Conlogue
Best Wave	6.50 - Semi-Finals, MEO Rip Curl Pro Portugal v Courtney Conlogue
Best Finish	3rd - MEO Rip Curl Pro Portugal

Career CT Stats	
Years on Tour	7 (2014-2023)
Total Heat Wins	93
Average Heat Score	11.58
Highest Heat Score	18.54 - Quarter-Finals, Corona Open J-Bay 2018 v Sage Erickson
Total Events	75
Best Finish - 4 Titles	1st - MEO Pro Portugal 2022 1st - Corona Open J-Bay 2022 1st - Boost Mobile Margaret River Pro presented by Corona 2020-21 1st - Vans US Open of Surfing 2016

2023 CT Finishes										
Billabong Pro Pipeline	Hurley Pro Sunset Beach	MEO Rip Curl Pro Portugal	Rip Curl Pro Bells Beach	Margaret River Pro	Surf Ranch Pro	Surf City El Salvador Pro	VIVO Rio Pro Presented By Corona	Corona Open J-Bay	SHISEIDO Tahiti Pro Presented By Outerknown	Rip Curl WSL Finals
5th	9th	3rd	-	-	-	-	-	-	-	-

Scoring Range in 2023		
Range	Waves Caught	Percentage of Total Waves Caught
Good (6.0-7.9)	1	1%
Average (4.0-5.9)	11	18%
Fair (2.0-3.9)	14	23%
Poor (0-1.9)	33	55%



Career Finishes at Bells Beach	
Year	Round Finish
2022	Round 3
2019	Round 3
2018	Final
2017	Round 4
2016	Semi-Finals
2015	Round 4

Tyler Wright (AUS)



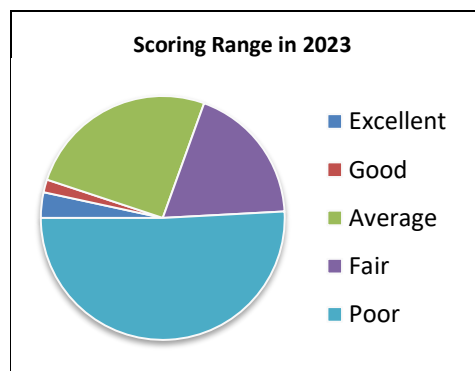
Bio Information	
Age	29
Height	5"6 (170cm)
Weight	149.6lbs (68kg)
Stance	Regular
Hometown	Culburra Beach, NSW
World CT Titles	2017, 2016

2023 CT Stats	
Rank	4
Total Heat Wins	5
Average Heat Score	8.65
Highest Heat Score	13.43 - Semi-Finals, Billabong Pro Pipeline v Lakey Peterson
Best Wave	8.00 - Quarter-Finals, Hurley Pro Sunset Beach v Stephanie Gilmore 8.00 - Semi-Finals, Billabong Pro Pipeline v Lakey Peterson
Best Finish	2nd - Billabong Pro Pipeline

Career CT Stats	
Years on Tour	13 (2008-2023)
Total Heat Wins	199
Average Heat Score	12.68
Highest Heat Score	19.20 - Final, Roxy Pro France 2014 v Courtney Conlogue
Total Events	92
Best Finish - 15 Titles	1st - Rip Curl Pro Bells Beach 2022 1st - Maui Pro presented by ROXY 2020-21 1st - Oi Rio Women's Pro 2017 1st - Roxy Pro Gold Coast 2016 1st - Women's Drug Aware Margaret River Pro 2016 1st - Oi Rio Women's Pro 2016 1st - Maui Women's Pro 2016 1st - Swatch Women's Pro 2016 1st - Roxy Pro France 2015 1st - Vans US Open of Surfing 2014 1st - Roxy Pro France 2014 1st - Roxy Pro Gold Coast 2013 1st - Colgate Plax Girls Rio Pro 2013 1st - O'Neill Women's World Cup 2010 1st - Beachley Classic 2008

2023 CT Finishes										
Billabong Pro Pipeline	Hurley Pro Sunset Beach	MEO Rip Curl Pro Portugal	Rip Curl Pro Bells Beach	Margaret River Pro	Surf Ranch Pro	Surf City El Salvador Pro	VIVO Rio Pro Presented By Corona	Corona Open J-Bay	SHISEIDO Tahiti Pro Presented By Outerknown	Rip Curl WSL Finals
2nd	3rd	17th	-	-	-	-	-	-	-	-

Scoring Range in 2023		
Range	Waves Caught	Percentage of Total Waves Caught
Excellent (8.0-10)	2	3%
Good (6.0-7.9)	1	1%
Average (4.0-5.9)	15	25%
Fair (2.0-3.9)	11	18%
Poor (0-1.9)	30	50%



Career Finishes at Bells Beach	
Year	Round Finish
2022	Final
2018	Round 3
2017	Semi-Finals
2016	Quarter-Finals
2015	Quarter-Finals
2014	Final
2013	Final
2012	Semi-Finals
2011	Quarter-Finals
2010	Round 3

