



Event Notes – WSL Stop #9
CORONA OPEN J-BAY

Thursday 13 July, 2023 – Saturday 22 July, 2023

Women's Championship Tour LEADERBOARD 2023

Rank	+/-	Name	Country	Points	Tour Stop										
					1	2	3	4	5	6	7	8	9	10	11
1	-	Carissa Moore	HAW	51660	1	5	9	5	1	1	3	3	-	-	-
2	-	Tyler Wright	AUS	49895	2	3	17	1	2	9	2	2	-	-	-
3	-	Caroline Marks	USA	45125	9	2	9	5	3	2	1	3	-	-	-
4	-	Molly Picklum	AUS	41525	5	1	5	2	5	5	5	5	-	-	-
5	+2	Caitlin Simmers	USA	38660	9	5	1	9	9	3	9	1	-	-	-
6	-1	Tatiana Weston-Webb	BRA	31625	5	9	3	5	9	3	5	9	-	-	-
6	-1	Stephanie Gilmore	AUS	31625	17	5	9	3	5	5	3	9	-	-	-
8	-	Bettylou Sakura Johnson	HAW	28150	3	9	9	5	9	9	5	5	-	-	-
8	-	Lakey Peterson	USA	28150	3	9	17	9	5	5	9	5	-	-	-
8	-	Gabriela Bryan	HAW	28150	5	3	9	9	9	9	5	5	-	-	-
11	+5	Johanne Defay	FRA	15710	INJ	INJ	INJ	17	9	5	9	9	-	-	-
12	-1	Sally Fitzgibbons	AUS	14710	9	9	5	9	5	-	-	-	-	-	-
12	-1	Brisa Hennessy	CRI	14710	5	5	9	17	9	-	-	-	-	-	-
14	-1	Courtney Conlogue	USA	14065	17	17	2	9	9	-	-	-	-	-	-
15	-1	Isabella Nichols	AUS	13915	9	9	9	3	17	-	-	-	-	-	-
15	-1	Macy Callaghan	AUS	13915	9	9	3	9	17	-	-	-	-	-	-
17	-	Sophie McCulloch	AUS	11010	INJ	17	5	9	9	-	-	-	-	-	-
18	-	Teresa Bonvalot	POR	6265	9	17	9	-	-	-	-	-	-	-	-
19	-	Bronte Macaulay	AUS	6085	-	-	-	-	3	-	-	-	-	-	-
20	-	Alyssa Spencer	AUS	5220	9	-	-	-	-	9	-	-	-	-	-

FIXTURES & RESULTS 2023

Date	Location	Country	Event	Winner	Runner-Up
Jan 29-Feb 10	Banzai Pipeline	Hawaii	Billabong Pro Pipeline	Carissa Moore	Tyler Wright
Feb 12-23	Sunset Beach	Hawaii	Hurley Pro Sunset Beach	Molly Picklum	Caroline Marks
Mar 08-16	Peniche	Portugal	MEO Rip Curl Pro Portugal	Caitlin Simmers	Courtney Conlogue
Apr 04-14	Bells Beach	Australia	Rip Curl Pro Bells Beach	Tyler Wright	Molly Picklum
Apr 20-30	Margaret River Main Break	Australia	Western Australia Margaret River Pro	Carissa Moore	Tyler Wright
May 27-28	Surf Ranch	USA	Surf Ranch Pro	Carissa Moore	Caroline Marks
Jun 09-18	Punta Roca	El Salvador	Surf City El Salvador Pro	Caroline Marks	Tyler Wright
Jun 23-Jul 01	Saquarema	Brazil	VIVO Rio Pro Presented By Corona	Caitlin Simmers	Tyler Wright
Jul 13-22	Jeffery's Bay	South Africa	Corona Open J-Bay	-	-
Aug 11-20	Teahupoo	Tahiti	SHISEIDO Tahiti Pro Presented By Outerknown	-	-
Sep 07-15	Lower Trestles	USA	Rip Curl WSL Finals	-	-

PAST WORLD CHAMPIONS (1977-2022)

Season	Winner	Country
1977	Margo Oberg	Hawaii
1978	Lynne Boyer	Hawaii
1979	Lynne Boyer	Hawaii
1980	Margo Oberg	Hawaii
1981	Margo Oberg	Hawaii
1982	Debbie Beacham	USA
1983-84	Kim Mearig	USA
1984-85	Freida Zamba	USA
1985-86	Freida Zamba	USA
1986-87	Freida Zamba	USA
1987-88	Wendy Botha	South Africa
1988	Freida Zamba	USA
1989	Wendy Botha	Australia
1990	Pam Burrige	Australia
1991	Wendy Botha	Australia
1992	Wendy Botha	Australia
1993	Pauline Menczer	Australia
1994	Lisa Andersen	USA
1995	Lisa Andersen	USA
1996	Lisa Andersen	USA
1997	Lisa Andersen	USA
1998	Layne Beachley	Australia
1999	Layne Beachley	Australia
2000	Layne Beachley	Australia
2001	Layne Beachley	Australia
2002	Layne Beachley	Australia
2003	Layne Beachley	Australia
2004	Sofia Mulanovich	Peru
2005	Chelsea Hedges	Australia
2006	Layne Beachley	Australia
2007	Stephanie Gilmore	Australia
2008	Stephanie Gilmore	Australia
2009	Stephanie Gilmore	Australia
2010	Stephanie Gilmore	Australia
2011	Carissa Moore	Hawaii
2012	Stephanie Gilmore	Australia
2013	Carissa Moore	Hawaii
2014	Stephanie Gilmore	Australia
2015	Carissa Moore	Hawaii
2016	Tyler Wright	Australia
2017	Tyler Wright	Australia
2018	Stephanie Gilmore	Australia
2019	Carissa Moore	Hawaii
2020-21	Carissa Moore	Hawaii
2022	Stephanie Gilmore	Australia

JEFFERY'S BAY EVENT HISTORY (1996-2022)

Season	Winner	Country	Stance	Score	Runner-Up
1996	Lisa Andersen	USA	Regular	28.25	Rochelle Ballard
1998	Trudy Todd	AUS	Regular	28.00	Lynette Mackenzie
1999	Melanie Redman-Carr	AUS	Regular	16.00	Lynette Mackenzie
2000	Megan Abubo	HAW	Regular	15.15	Trudy Todd
2018	Stephanie Gilmore	AUS	Regular	14.24	Lakey Peterson
2019	Carissa Moore	HAW	Regular	15.47	Lakey Peterson
2022	Tatiana Weston-Webb	BRA	Goofy	17.50	Tyler Wright

EVENT APPEARANCE RECORDS (1996-2022)

Total Events	Surfer	Span
4	Rochelle Ballard	1996-2000
4	Layne Beachley	1996-2000
4	Serena Brooke	1996-2000
4	Megan Abubo	1996-2000
4	Neridah Falconer	1996-2000
4	Pauline Menczer	1996-2000
4	Trudy Todd	1996-2000
4	Lynette Mackenzie	1996-2000
3	Melanie Redman-Carr	1996-2000
3	Kate Skarratt	1996-2000
3	Tatiana Weston-Webb	2018-2022
3	Carissa Moore	2018-2022
3	Lakey Peterson	2018-2022
3	Caroline Marks	2018-2022
3	Stephanie Gilmore	2018-2022
3	Johanne Defay	2018-2022
3	Lisa Andersen	1996-2000
3	Courtney Conlogue	2018-2022

WSL 2023 CT SEASON LEADERS

Average Heat Score	
Surfer	Average
Carissa Moore	12.45
Caroline Marks	11.92
Tyler Wright	11.63
Stephanie Gilmore	11.38
Molly Picklum	11.30
Gabriela Bryan	11.27
Sophie McCulloch	10.92
Johanne Defay	10.82
Caitlin Simmers	10.81
Lakey Peterson	10.80

Highest Scoring Heat		
Surfer	Heat Score	Event
Carissa Moore	18.13	Western Australia Margaret River Pro
Carissa Moore	18.00	Surf Ranch Pro
Carissa Moore	17.54	Surf City El Salvador Pro
Caroline Marks	17.27	Western Australia Margaret River Pro
Stephanie Gilmore	16.87	Surf City El Salvador Pro
Tyler Wright	16.83	Western Australia Margaret River Pro
Bettylou Sakura Johnson	16.66	Western Australia Margaret River Pro
Sally Fitzgibbons	16.57	Rip Curl Pro Bells Beach
Stephanie Gilmore	16.16	Rip Curl Pro Bells Beach
Lakey Peterson	16.07	Western Australia Margaret River Pro

Average Wave Score	
Surfer	Average
Caroline Marks	4.30
Gabriela Bryan	3.99
Lakey Peterson	3.83
Johanne Defay	3.76
Molly Picklum	3.70
Carissa Moore	3.69
Stephanie Gilmore	3.63
Caitlin Simmers	3.61
Bronte Macaulay	3.46
Tyler Wright	3.41

Most Total Heat Wins	
Surfer	Heat Wins
Carissa Moore	21
Tyler Wright	20
Caroline Marks	18
Molly Picklum	15
Caitlin Simmers	13
Bettylou Sakura Johnson	8
Gabriela Bryan	8
Stephanie Gilmore	8
Tatiana Weston-Webb	6
Lakey Peterson	5

Total Waves Caught	
Surfer	Total Waves
Tyler Wright	184
Carissa Moore	154
Molly Picklum	142
Caitlin Simmers	125
Bettylou Sakura Johnson	121
Caroline Marks	121
Tatiana Weston-Webb	119
Stephanie Gilmore	115
Gabriela Bryan	97
Lakey Peterson	93

Highest Scoring Wave		
Surfer	Heat Score	Event
Carissa Moore	9.67	Semi-Finals,Heat 2,Wave 1,Surf Ranch Pro
Carissa Moore	9.63	Quarter-Finals,Heat 2,Wave 6,Western Australia Margaret River Pro
Carissa Moore	9.37	Quarter-Finals,Heat 3,Wave 2,Surf City El Salvador Pro
Courtney Conlogue	9.00	Final,Heat 1,Wave 1,MEO Rip Curl Pro Portugal
Bettylou Sakura Johnson	8.83	Round 1,Heat 5,Wave 5,Western Australia Margaret River Pro
Carissa Moore	8.83	Quarter-Finals,Heat 3,Wave 5,VIVO Rio Pro Presented By Corona
Caroline Marks	8.83	Quarter-Finals,Heat 4,Wave 4,Western Australia Margaret River Pro
Stephanie Gilmore	8.83	Round 1,Heat 6,Wave 7,Rip Curl Pro Bells Beach
Tyler Wright	8.83	Round 1,Heat 2,Wave 3,Western Australia Margaret River Pro
Stephanie Gilmore	8.77	Quarter-Finals,Heat 2,Wave 4,Surf City El Salvador Pro

Highest % of Excellent Scores of total waves caught	
Surfer	Excellent Scores (8.0 – 10.0)
Carissa Moore	8%
Stephanie Gilmore	6%
Tyler Wright	5%
Caroline Marks	5%
Caitlin Simmers	4%
Gabriela Bryan	2%
Sally Fitzgibbons	2%
Courtney Conlogue	1%
Bettylou Sakura Johnson	1%
Lakey Peterson	1%

2023 SURFERS BIOS

Sarah Baum (ZAF)



Bio Information	
Age	29
Height	5'6 (168cm)
Weight	-
Stance	Goofy
Hometown	Newcastle, NSW
World CT Titles	-


2023 CT Stats	
Rank	-
Total Heat Wins	-
Average Heat Score	-
Highest Heat Score	-
Best Wave	-
Best Finish	-

Career CT Stats	
Years on Tour	-
Total Heat Wins	-
Average Heat Score	-
Highest Heat Score	-
Total Events	-
Best Finish	-

2023 CT Finishes										
Billabong Pro Pipeline	Hurley Pro Sunset Beach	MEO Rip Curl Pro Portugal	Rip Curl Pro Bells Beach	Western Australia Margaret River Pro	Surf Ranch Pro	Surf City El Salvador Pro	VIVO Rio Pro Presented By Corona	Corona Open J-Bay	SHISEIDO Tahiti Pro Presented By Outerknown	Rip Curl WSL Finals
-	-	-	-	-	-	-	-	-	-	-

Career Finishes at Jeffery's Bay	
Year	Round Finish
CT Debut at this Event	

Gabriela Bryan (HAW)



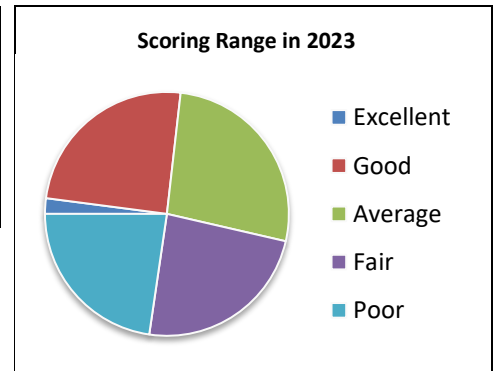
Bio Information	
Age	21
Height	-
Weight	- \
Stance	Regular
Hometown	Kilauea, Kauai
World CT Titles	-

2023 CT Stats	
Rank	8
Total Heat Wins	8
Average Heat Score	11.27
Highest Heat Score	15.00 - Round 2, Surf City El Salvador Pro v Lakey Peterson 15.00 - Quarter-Finals, Hurley Pro Sunset Beach v Carissa Moore
Best Wave	8.17 - Round 2, Western Australia Margaret River Pro v Brisa Hennessy, Isabella Nichols
Best Finish	3rd - Hurley Pro Sunset Beach

Career CT Stats	
Years on Tour	2 (2019-2023)
Total Heat Wins	8
Average Heat Score	11.00
Highest Heat Score	15.00 - Round 2, Surf City El Salvador Pro 2023 v Lakey Peterson 15.00 - Quarter-Finals, Hurley Pro Sunset Beach 2023 v Carissa Moore
Total Events	19
Best Finish	-


2023 CT Finishes										
Billabong Pro Pipeline	Hurley Pro Sunset Beach	MEO Rip Curl Pro Portugal	Rip Curl Pro Bells Beach	Western Australia Margaret River Pro	Surf Ranch Pro	Surf City El Salvador Pro	VIVO Rio Pro Presented By Corona	Corona Open J-Bay	SHISEIDO Tahiti Pro Presented By Outerknown	Rip Curl WSL Finals
5th	3rd	9th	9th	9th	9th	5th	5th	-	-	-

Scoring Range in 2023		
Range	Waves Caught	Percentage of Total Waves Caught
Excellent (8.0-10)	2	2%
Good (6.0-7.9)	24	24%
Average (4.0-5.9)	26	26%
Fair (2.0-3.9)	23	23%
Poor (0-1.9)	22	22%



Career Finishes at Jeffery's Bay	
Year	Round Finish
2022	Quarter-Finals

Johanne Defay (FRA)



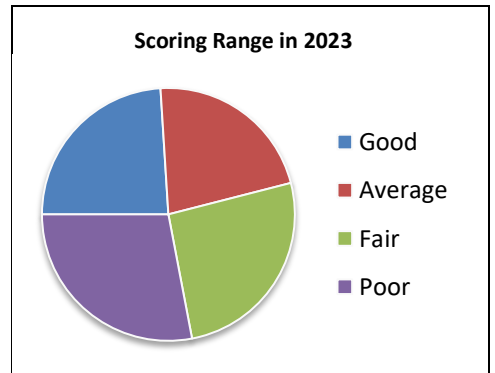
Bio Information	
Age	29
Height	5'4 (165cm)
Weight	132lbs (60kg)
Stance	Regular
Hometown	La Reunion
World CT Titles	-

2023 CT Stats	
Rank	11
Total Heat Wins	0
Average Heat Score	10.82
Highest Heat Score	15.03 - Round 1, Surf Ranch Pro v Carissa Moore, Caitlin Simmers, Bettylou Sakura Johnson
Best Wave	7.93 - Round 1, Surf Ranch Pro v Carissa Moore, Caitlin Simmers, Bettylou Sakura Johnson
Best Finish	5th - Surf Ranch Pro

Career CT Stats	
Years on Tour	8 (2012-2023)
Total Heat Wins	88
Average Heat Score	11.74
Highest Heat Score	18.60 - Round 4, Fiji Women's Pro 2015 v Tyler Wright
Total Events	85
Best Finish - 5 Titles	1st - Roxy Pro G-Land 2022 1st - Jeep Surf Ranch Pro presented by Adobe 2020-21 1st - Margaret River Pro/ Uluwatu CT 2018 1st - Fiji Women's Pro 2016 1st - Women's Vans US Open of Surfing 2015

2023 CT Finishes										
Billabong Pro Pipeline	Hurley Pro Sunset Beach	MEO Rip Curl Pro Portugal	Rip Curl Pro Bells Beach	Western Australia Margaret River Pro	Surf Ranch Pro	Surf City El Salvador Pro	VIVO Rio Pro Presented By Corona	Corona Open J-Bay	SHISEIDO Tahiti Pro Presented By Outerknown	Rip Curl WSL Finals
-	-	-	17th	9th	5th	9th	9th	-	-	-

Scoring Range in 2023		
Range	Waves Caught	Percentage of Total Waves Caught
Good (6.0-7.9)	12	24%
Average (4.0-5.9)	11	22%
Fair (2.0-3.9)	13	26%
Poor (0-1.9)	14	28%



Career Finishes at Jeffery's Bay	
Year	Round Finish
2022	Quarter-Finals
2019	Quarter-Finals
2018	Quarter-Finals

Stephanie Gilmore (AUS)



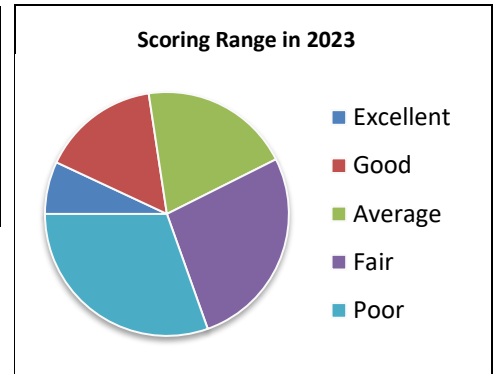
Bio Information	
Age	35
Height	5"10 (178cm)
Weight	147.4lbs (67kg)
Stance	Regular
Hometown	Kingscliff, NSW
World CT Titles	2022, 2018, 2014, 2012, 2010, 2009, 2008, 2007

2023 CT Stats	
Rank	6
Total Heat Wins	8
Average Heat Score	11.38
Highest Heat Score	16.87 - Quarter-Finals, Surf City El Salvador Pro v Molly Picklum
Best Wave	8.83 - Round 1, Rip Curl Pro Bells Beach v Courtney Conlogue, Brisa Hennessy
Best Finish	3rd - Rip Curl Pro Bells Beach 3rd - Surf City El Salvador Pro

Career CT Stats	
Years on Tour	16 (2005-2023)
Total Heat Wins	312
Average Heat Score	13.57
Highest Heat Score	19.77 - Round 2, Roxy Pro Gold Coast 2016 v Coco Ho
Total Events	138
Best Finish – 33 Titles	1st - Surf City El Salvador Pro 2022 1st - Corona Open Mexico presented by Quiksilver 2020-21 1st - Corona Bali Protected 2019 1st - Hawaii Pro 2019 1st - Rip Curl Women's Pro Bells Beach 2018 1st - Oi Rio Women's Pro 2018 1st - Corona Open J-Bay 2018 1st - Roxy Pro Gold Coast 2017 1st - Maui Women's Pro 2017 1st - Roxy Pro Gold Coast 2014 1st - Swatch Women's Pro Trestles 2014 1st - Cascais Women's Pro 2014 1st - Roxy Pro Gold Coast 2012 1st - TSB Bank NZ Surf Festival 2012 1st - Roxy Pro France 2012 1st - Roxy Pro France 2011 1st - Roxy Pro Gold Coast 2010 1st - Rip Curl Pro Bells Beach 2010 1st - Commonwealth Bank Beachley Classic 2010 1st - Rip Curl Search 2010 1st - Billabong Pro Maui 2009 1st - Roxy Pro Gold Coast 2009 1st - Rip Curl Women's Pro Bells Beach 2008 1st - Rip Curl Pro Mademoiselle 2008 1st - Movistar Classic Peru 2008 1st - Roxy Pro Sunset Beach 2008 1st - Billabong Pro Maui 2008 1st - Rip Curl Women's Pro Bells Beach 2007 1st - NAB Beachley Classic 2007 1st - Mancora Peru Classic 2007 1st - Billabong Pro 2007 1st - Havaianas Beachley Classic 2006 1st - Roxy Pro Gold Coast 2005


2023 CT Finishes										
Billabong Pro Pipeline	Hurley Pro Sunset Beach	MEO Rip Curl Pro Portugal	Rip Curl Pro Bells Beach	Western Australia Margaret River Pro	Surf Ranch Pro	Surf City El Salvador Pro	VIVO Rio Pro Presented By Corona	Corona Open J-Bay	SHISEIDO Tahiti Pro Presented By Outerknown	Rip Curl WSL Finals
17th	5th	9th	3rd	5th	5th	3rd	9th	-	-	-

Scoring Range in 2023		
Range	Waves Caught	Percentage of Total Waves Caught
Excellent (8.0-10)	8	6%
Good (6.0-7.9)	18	15%
Average (4.0-5.9)	23	20%
Fair (2.0-3.9)	31	26%
Poor (0-1.9)	35	30%



Career Finishes at Jeffery's Bay	
Year	Round Finish
2022	Semi-Finals
2019	Quarter-Finals
2018	Final

Caroline Marks (USA)



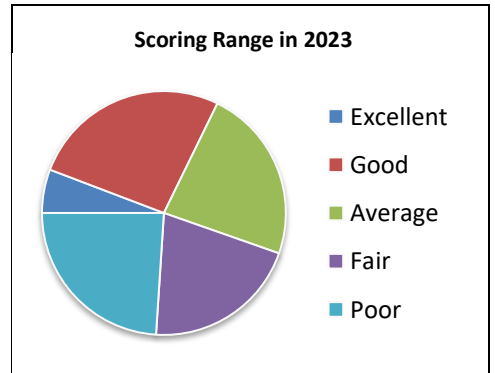
Bio Information	
Age	21
Height	5'4 (165cm)
Weight	127.6lbs (58kg)
Stance	Goofy
Hometown	Melbourne, Florida
World CT Titles	-

2023 CT Stats	
Rank	3
Total Heat Wins	18
Average Heat Score	11.91
Highest Heat Score	17.27 - Round 3, Western Australia Margaret River Pro v Brisa Hennessy
Best Wave	8.83 - Quarter-Finals, Western Australia Margaret River Pro v Sally Fitzgibbons
Best Finish	1st - Surf City El Salvador Pro

Career CT Stats	
Years on Tour	5 (2015-2023)
Total Heat Wins	47
Average Heat Score	10.77
Highest Heat Score	17.60 - Round 3, Margaret River Pro 2019 v Paige Hareb
Total Events	42
Best Finish - 4 Titles	1st - Surf City El Salvador Pro 2023 1st - Rip Curl Narrabeen Classic presented by Corona 2020-21 1st - Boost Mobile Pro Gold Coast 2019 1st - MEO Rip Curl Pro 2019

2023 CT Finishes										
Billabong Pro Pipeline	Hurley Pro Sunset Beach	MEO Rip Curl Pro Portugal	Rip Curl Pro Bells Beach	Western Australia Margaret River Pro	Surf Ranch Pro	Surf City El Salvador Pro	VIVO Rio Pro Presented By Corona	Corona Open J-Bay	SHISEIDO Tahiti Pro Presented By Outerknown	Rip Curl WSL Finals
9th	2nd	9th	5th	3rd	2nd	1st	3rd	-	-	-

Scoring Range in 2023		
Range	Waves Caught	Percentage of Total Waves Caught
Excellent (8.0-10)	7	5%
Good (6.0-7.9)	32	26%
Average (4.0-5.9)	28	23%
Fair (2.0-3.9)	25	20%
Poor (0-1.9)	29	23%



Career Finishes at Jeffery's Bay	
Year	Round Finish
2022	Quarter-Finals
2019	Semi-Finals
2018	Round 3

Carissa Moore (HAW)



Bio Information	
Age	30
Height	5'6 (170cm)
Weight	138.6lbs (63kg)
Stance	Regular
Hometown	Honolulu, Oahu
World CT Titles	2020-21, 2019, 2015, 2013, 2011

2023 CT Stats	
Rank	1
Total Heat Wins	21
Average Heat Score	12.45
Highest Heat Score	18.13 - Quarter-Finals, Western Australia Margaret River Pro v Lakey Peterson
Best Wave	9.67 - Semi-Finals, Surf Ranch Pro v Tatiana Weston-Webb
Best Finish - 3 Titles	1st - Billabong Pro Pipeline 1st - Western Australia Margaret River Pro 1st - Surf Ranch Pro

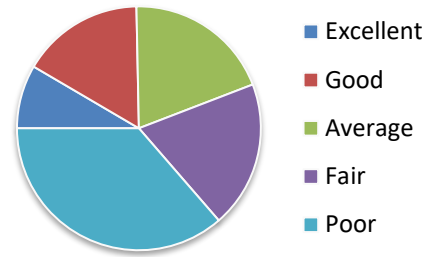
Career CT Stats	
Years on Tour	15 (2005-2023)
Total Heat Wins	291
Average Heat Score	13.71
Highest Heat Score	19.50 - Final, Target Maui Pro 2015 v Sally Fitzgibbons 19.50 - Round 3, Roxy Pro Gold Coast 2014 v Pauline Ado, Malia Manuel
Total Events	123
Best Finish - 28 Titles	1st - Western Australia Margaret River Pro 2023 1st - Surf Ranch Pro 2023 1st - Billabong Pro Pipeline 2023 1st - Oi Rio Pro 2022 1st - Rip Curl Newcastle Cup presented by Corona 2020-21 1st - Corona J-Bay Open 2019 1st - Roxy Pro France 2019 1st - Surf Ranch Lemoore 2018 1st - Beachwaver Maui Women's Pro 2018 1st - Roxy Pro France 2017 1st - Roxy Pro France 2016 1st - Swatch Women's Pro 2015 1st - Target Maui Pro 2015 1st - Roxy Pro Gold Coast 2015 1st - Rip Curl Women's Pro Bells Beach 2015 1st - Women's Drug Aware Margaret River Pro 2014 1st - Rip Curl Women's Pro Bells Beach 2014 1st - Target Maui Pro 2014 1st - Women's Drug Aware Margaret River Pro 2013 1st - Rip Curl Women's Pro Bells Beach 2013 1st - Vans US Open of Surfing 2013 1st - Cascais Girls Pro 2013 1st - Commonwealth Bank Beachley Classic 2011 1st - Billabong Rio Pro 2011 1st - Roxy Pro Gold Coast 2011 1st - TSB Bank NZ Surf Festival 2010 1st - Rip Curl Pro Portugal 2010 1st - Gidget Pro Sunset Beach 2009

2023 CT Finishes										
Billabong Pro Pipeline	Hurley Pro Sunset Beach	MEO Rip Curl Pro Portugal	Rip Curl Pro Bells Beach	Western Australia Margaret River Pro	Surf Ranch Pro	Surf City El Salvador Pro	VIVO Rio Pro Presented By Corona	Corona Open J-Bay	SHISEIDO Tahiti Pro Presented By Outerknown	Rip Curl WSL Finals
1st	5th	9th	5th	1st	1st	3rd	3rd	-	-	-

Scoring Range in 2023

Scoring Range in 2023

Range	Waves Caught	Percentage of Total Waves Caught
Excellent (8.0-10)	13	8%
Good (6.0-7.9)	25	16%
Average (4.0-5.9)	30	19%
Fair (2.0-3.9)	30	19%
Poor (0-1.9)	56	36%



Career Finishes at Jeffery's Bay	
Year	Round Finish
2022	Semi-Finals
2019	Final
2018	Round 3

Lakey Peterson (USA)



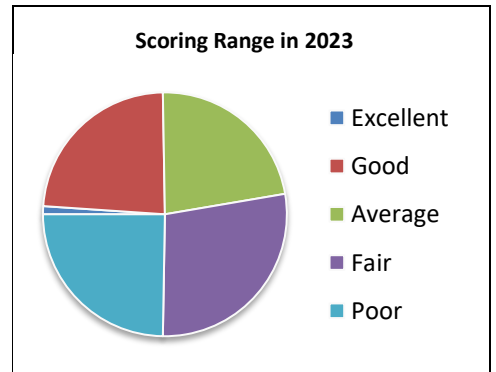
Bio Information	
Age	28
Height	5'6 (170cm)
Weight	129.8lbs (59kg)
Stance	Regular
Hometown	Santa Barbara, California
World CT Titles	-

2023 CT Stats	
Rank	8
Total Heat Wins	5
Average Heat Score	10.8
Highest Heat Score	16.07 - Round 1, Western Australia Margaret River Pro v Stephanie Gilmore, Caitlin Simmers
Best Wave	8.40 - Round 1, Western Australia Margaret River Pro v Stephanie Gilmore, Caitlin Simmers
Best Finish	3rd - Billabong Pro Pipeline

Career CT Stats	
Years on Tour	10 (2011-2023)
Total Heat Wins	137
Average Heat Score	12.81
Highest Heat Score	19.76 - Quarter-Finals, Nike US Open of Surfing 2012 v Sage Erickson
Total Events	91
Best Finish - 5 Titles	1st - Margaret River Pro 2019 1st - Freshwater Pro 2019 1st - Roxy Pro Gold Coast 2018 1st - Corona Bali Protected 2018 1st - Nike US Open of Surfing 2012

2023 CT Finishes										
Billabong Pro Pipeline	Hurley Pro Sunset Beach	MEO Rip Curl Pro Portugal	Rip Curl Pro Bells Beach	Western Australia Margaret River Pro	Surf Ranch Pro	Surf City El Salvador Pro	VIVO Rio Pro Presented By Corona	Corona Open J-Bay	SHISEIDO Tahiti Pro Presented By Outerknown	Rip Curl WSL Finals
3rd	9th	17th	9th	5th	5th	9th	5th	-	-	-

Scoring Range in 2023		
Range	Waves Caught	Percentage of Total Waves Caught
Excellent (8.0-10)	1	1%
Good (6.0-7.9)	22	23%
Average (4.0-5.9)	21	22%
Fair (2.0-3.9)	26	27%
Poor (0-1.9)	23	24%



Career Finishes at Jeffery's Bay	
Year	Round Finish
2022	Round 2
2019	Final
2018	Final

Molly Picklum (AUS)



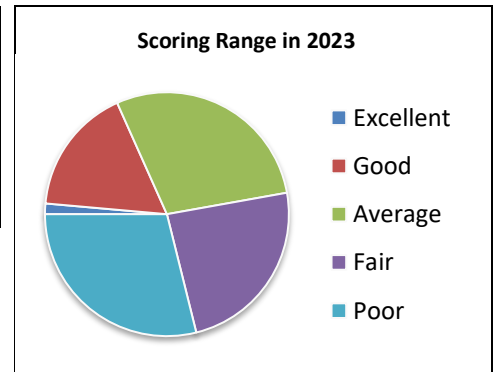
Bio Information	
Age	20
Height	5'4 (165cm)
Weight	136.4lbs (62kg)
Stance	Regular
Hometown	Gosford, NSW
World CT Titles	-

2023 CT Stats	
Rank	4
Total Heat Wins	15
Average Heat Score	11.3
Highest Heat Score	15.83 - Round 2, Surf City El Salvador Pro v Johanne Defay
Best Wave	8.00 - Round 1, Rip Curl Pro Bells Beach v Johanne Defay, Macy Callaghan 8.00 - Round 1, Billabong Pro Pipeline v Courtney Conlogue, Tyler Wright
Best Finish	1st - Hurley Pro Sunset Beach

Career CT Stats	
Years on Tour	1 (2023-2023)
Total Heat Wins	15
Average Heat Score	11.30
Highest Heat Score	15.83 - Round 2, Surf City El Salvador Pro 2023 v Johanne Defay
Total Events	13
Best Finish	1st - Hurley Pro Sunset Beach 2023


2023 CT Finishes										
Billabong Pro Pipeline	Hurley Pro Sunset Beach	MEO Rip Curl Pro Portugal	Rip Curl Pro Bells Beach	Western Australia Margaret River Pro	Surf Ranch Pro	Surf City El Salvador Pro	VIVO Rio Pro Presented By Corona	Corona Open J-Bay	SHISEIDO Tahiti Pro Presented By Outerknown	Rip Curl WSL Finals
5th	1st	5th	2nd	5th	5th	5th	5th	-	-	-

Scoring Range in 2023		
Range	Waves Caught	Percentage of Total Waves Caught
Excellent (8.0-10)	2	1%
Good (6.0-7.9)	24	16%
Average (4.0-5.9)	41	28%
Fair (2.0-3.9)	34	23%
Poor (0-1.9)	41	28%



Career Finishes at Jeffery's Bay	
Year	Round Finish
CT Debut at this Event	

Bettylou Sakura Johnson (HAW)



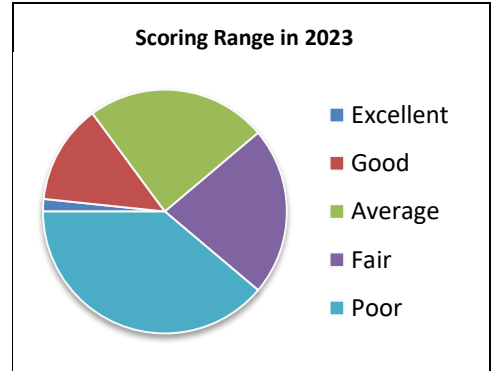
Bio Information	
Age	18
Height	5'6 (168cm)
Weight	127.6lbs (58kg)
Stance	Regular
Hometown	
World CT Titles	-

2023 CT Stats	
Rank	8
Total Heat Wins	8
Average Heat Score	10.45
Highest Heat Score	16.66 - Round 1, Western Australia Margaret River Pro v Courtney Conlogue, Tatiana Weston-Webb
Best Wave	8.83 - Round 1, Western Australia Margaret River Pro v Courtney Conlogue, Tatiana Weston-Webb
Best Finish	3rd - Billabong Pro Pipeline

Career CT Stats	
Years on Tour	1 (2023-2023)
Total Heat Wins	8
Average Heat Score	10.45
Highest Heat Score	16.66 - Round 1, Western Australia Margaret River Pro 2023 v Courtney Conlogue, Tatiana Weston-Webb
Total Events	14
Best Finish	-


2023 CT Finishes										
Billabong Pro Pipeline	Hurley Pro Sunset Beach	MEO Rip Curl Pro Portugal	Rip Curl Pro Bells Beach	Western Australia Margaret River Pro	Surf Ranch Pro	Surf City El Salvador Pro	VIVO Rio Pro Presented By Corona	Corona Open J-Bay	SHISEIDO Tahiti Pro Presented By Outerknown	Rip Curl WSL Finals
3rd	9th	9th	5th	9th	9th	5th	5th	-	-	-

Scoring Range in 2023		
Range	Waves Caught	Percentage of Total Waves Caught
Excellent (8.0-10)	2	1%
Good (6.0-7.9)	16	13%
Average (4.0-5.9)	29	23%
Fair (2.0-3.9)	27	22%
Poor (0-1.9)	47	38%



Career Finishes at Jeffery's Bay	
Year	Round Finish
CT Debut at this Event	

Caitlin Simmers (USA)



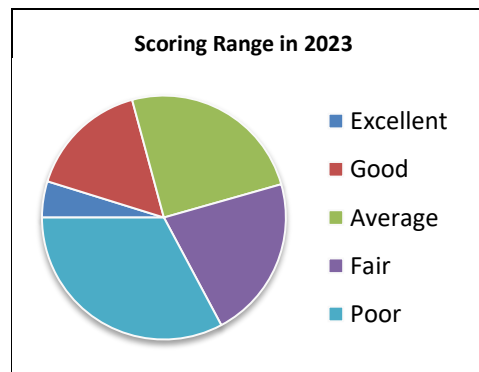
Bio Information	
Age	17
Height	5"2 (158cm)
Weight	114.4lbs (52kg)
Stance	Regular
Hometown	Oceanside, California
World CT Titles	-

2023 CT Stats	
Rank	5
Total Heat Wins	13
Average Heat Score	10.81
Highest Heat Score	15.24 - Round 2, Western Australia Margaret River Pro v Courtney Conlogue, Macy Callaghan
Best Wave	8.67 - Semi-Finals, MEO Rip Curl Pro Portugal v Macy Callaghan
Best Finish - 2 Titles	1st - MEO Rip Curl Pro Portugal 1st - VIVO Rio Pro Presented By Corona

Career CT Stats	
Years on Tour	1 (2023-2023)
Total Heat Wins	13
Average Heat Score	10.81
Highest Heat Score	15.24 - Round 2, Western Australia Margaret River Pro 2023 v Courtney Conlogue, Macy Callaghan
Total Events	9
Best Finish - 2 Titles	1st - MEO Rip Curl Pro Portugal 2023 1st - VIVO Rio Pro Presented By Corona 2023

2023 CT Finishes										
Billabong Pro Pipeline	Hurley Pro Sunset Beach	MEO Rip Curl Pro Portugal	Rip Curl Pro Bells Beach	Western Australia Margaret River Pro	Surf Ranch Pro	Surf City El Salvador Pro	VIVO Rio Pro Presented By Corona	Corona Open J-Bay	SHISEIDO Tahiti Pro Presented By Outerknown	Rip Curl WSL Finals
9th	5th	1st	9th	9th	3rd	9th	1st	-	-	-

Scoring Range in 2023		
Range	Waves Caught	Percentage of Total Waves Caught
Excellent (8.0-10)	6	4%
Good (6.0-7.9)	20	16%
Average (4.0-5.9)	31	24%
Fair (2.0-3.9)	27	21%
Poor (0-1.9)	41	32%



Career Finishes at Jeffery's Bay	
Year	Round Finish
CT Debut at this Event	

Tatiana Weston-Webb (BRA)



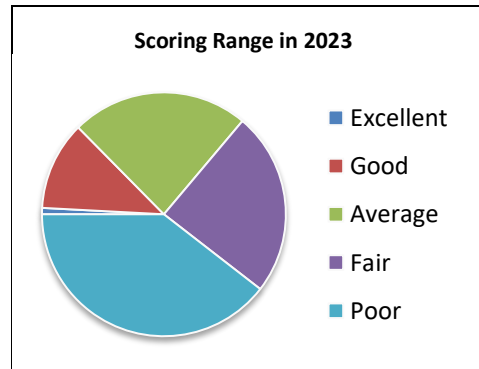
Bio Information	
Age	27
Height	5'4 (163cm)
Weight	123.2lbs (56kg)
Stance	Goofy
Hometown	Princeville, Kauai
World CT Titles	-

2023 CT Stats	
Rank	6
Total Heat Wins	6
Average Heat Score	9.32
Highest Heat Score	15.83 - Round 1, Surf Ranch Pro v Stephanie Gilmore, Tyler Wright, Alyssa Spencer
Best Wave	8.33 - Round 1, Surf Ranch Pro v Stephanie Gilmore, Tyler Wright, Alyssa Spencer
Best Finish	3rd - MEO Rip Curl Pro Portugal 3rd - Surf Ranch Pro

Career CT Stats	
Years on Tour	7 (2014-2023)
Total Heat Wins	96
Average Heat Score	11.82
Highest Heat Score	18.54 - Quarter-Finals, Corona Open J-Bay 2018 v Sage Erickson
Total Events	80
Best Finish - 4 Titles	1st - MEO Pro Portugal 2022 1st - Corona Open J-Bay 2022 1st - Boost Mobile Margaret River Pro presented by Corona 2020-21 1st - Vans US Open of Surfing 2016

2023 CT Finishes										
Billabong Pro Pipeline	Hurley Pro Sunset Beach	MEO Rip Curl Pro Portugal	Rip Curl Pro Bells Beach	Western Australia Margaret River Pro	Surf Ranch Pro	Surf City El Salvador Pro	VIVO Rio Pro Presented By Corona	Corona Open J-Bay	SHISEIDO Tahiti Pro Presented By Outerknown	Rip Curl WSL Finals
5th	9th	3rd	5th	9th	3rd	5th	9th	-	-	-

Scoring Range in 2023		
Range	Waves Caught	Percentage of Total Waves Caught
Excellent (8.0-10)	1	0%
Good (6.0-7.9)	14	11%
Average (4.0-5.9)	28	23%
Fair (2.0-3.9)	29	24%
Poor (0-1.9)	47	39%



Career Finishes at Jeffery's Bay	
Year	Round Finish
2022	Final
2019	Round 3
2018	Semi-Finals

Tyler Wright (AUS)



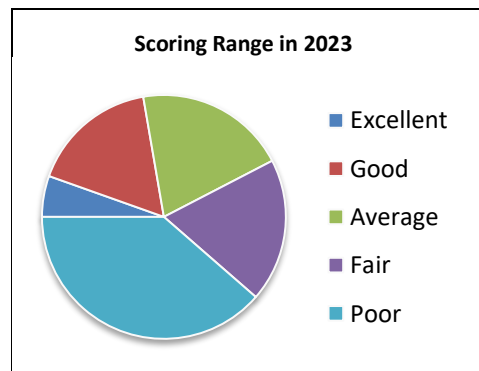
Bio Information	
Age	29
Height	5'6 (170cm)
Weight	149.6lbs (68kg)
Stance	Regular
Hometown	Culburra Beach, NSW
World CT Titles	2017, 2016

2023 CT Stats	
Rank	2
Total Heat Wins	20
Average Heat Score	11.63
Highest Heat Score	16.83 - Round 1, Western Australia Margaret River Pro v Johanne Defay, Macy Callaghan
Best Wave	8.83 - Round 1, Western Australia Margaret River Pro v Johanne Defay, Macy Callaghan
Best Finish	1st - Rip Curl Pro Bells Beach

Career CT Stats	
Years on Tour	13 (2008-2023)
Total Heat Wins	214
Average Heat Score	12.93
Highest Heat Score	19.20 - Final, Roxy Pro France 2014 v Courtney Conlogue
Total Events	97
Best Finish - 16 Titles	1st - Rip Curl Pro Bells Beach 2023 1st - Rip Curl Pro Bells Beach 2022 1st - Maui Pro presented by ROXY 2020-21 1st - Oi Rio Women's Pro 2017 1st - Roxy Pro Gold Coast 2016 1st - Women's Drug Aware Margaret River Pro 2016 1st - Oi Rio Women's Pro 2016 1st - Maui Women's Pro 2016 1st - Swatch Women's Pro 2016 1st - Roxy Pro France 2015 1st - Vans US Open of Surfing 2014 1st - Roxy Pro France 2014 1st - Roxy Pro Gold Coast 2013 1st - Colgate Plax Girls Rio Pro 2013 1st - O'Neill Women's World Cup 2010 1st - Beachley Classic 2008

2023 CT Finishes										
Billabong Pro Pipeline	Hurley Pro Sunset Beach	MEO Rip Curl Pro Portugal	Rip Curl Pro Bells Beach	Western Australia Margaret River Pro	Surf Ranch Pro	Surf City El Salvador Pro	VIVO Rio Pro Presented By Corona	Corona Open J-Bay	SHISEIDO Tahiti Pro Presented By Outerknown	Rip Curl WSL Finals
2nd	3rd	17th	1st	2nd	9th	2nd	2nd	-	-	-

Scoring Range in 2023		
Range	Waves Caught	Percentage of Total Waves Caught
Excellent (8.0-10)	10	5%
Good (6.0-7.9)	31	16%
Average (4.0-5.9)	37	20%
Fair (2.0-3.9)	35	19%
Poor (0-1.9)	71	38%



Career Finishes at Jeffery's Bay	
Year	Round Finish
2022	Final