



Event Notes – WSL Stop #9

SHISEIDO TAHITI PRO PRESENTED BY OUTERKNOWN

Friday 11 August, 2023 – Sunday 20 August, 2023

Men's Championship Tour LEADERBOARD 2023

Rank	+/-	Name	Country	Points	Tour Stop										
					1	2	3	4	5	6	7	8	9	10	11
1	-	Filipe Toledo	BRA	54980	5	1	17	3	5	3	1	9	1	-	-
2	+1	Ethan Ewing	AUS	47815	17	5	9	1	5	3	9	2	2	-	-
3	-1	Griffin Colapinto	USA	47540	17	2	5	5	2	1	2	17	9	-	-
4	-	Joao Chianca	BRA	42960	3	3	1	9	3	5	9	9	9	-	-
5	-	Yago Dora	BRA	36865	9	17	3	9	9	5	17	1	5	-	-
6	+1	Gabriel Medina	BRA	35440	9	9	9	9	1	5	9	17	3	-	-
7	-1	John John Florence	HAW	34290	5	9	17	3	3	9	17	3	9	-	-
8	-	Jack Robinson	AUS	33950	1	3	2	17	17	17	17	17	5	-	-
9	-	Leonardo Fioravanti	ITA	31900	2	9	17	17	9	5	9	5	9	-	-
10	-	Ryan Callinan	AUS	31815	9	17	9	2	9	9	17	3	9	-	-
11	+1	Connor O'Leary	AUS	29705	17	17	5	5	5	9	5	17	5	-	-
12	-1	Italo Ferreira	BRA	28485	17	9	9	17	9	2	5	9	17	-	-
13	+3	Kanoa Igarashi	JAP	26770	17	9	17	9	17	9	5	9	3	-	-
14	-1	Barron Mamiya	HAW	24865	17	17	9	17	5	17	5	5	9	-	-
15	+4	Ian Gentil	HAW	24780	9	17	9	17	17	17	3	16	5	-	-
16	-	Jordy Smith	ZAF	24005	5	17	17	9	9	9	17	9	9	-	-
17	-3	Caio Ibelli	BRA	22790	3	5	9	17	17	17	9	17	17	-	-
17	-3	Liam O'Brien	AUS	22790	5	17	17	17	9	17	3	9	17	-	-

19	-1	Matthew McGillivray	ZAF	21450	33	5	17	5	9	9	17	17	17	-	-
20	-1	Callum Robson	AUS	21365	9	17	3	33	9	17	9	17	17	-	-
21	+1	Rio Waida	IND	18960	9	17	5	33	33	17	9	17	9	-	-
22	-1	Seth Moniz	HAW	17535	9	9	17	17	17	INJ	9	9	17	-	-
23	-	Kelly Slater	USA	13555	17	9	17	17	17	9	17	INJ	17	-	-
24	-	Nat Young	USA	8735	17	5	17	17	17	-	-	-	-	-	-
24	-	Samuel Pupo	BRA	8735	17	17	5	17	17	-	-	5	-	-	-
24	-	Jackson Baker	AUS	8735	17	17	17	5	17	-	-	-	-	-	-
27	-	Miguel Pupo	BRA	8235	9	9	17	INJ	INJ	-	-	-	-	-	-
28	-	Michael Rodrigues	BRA	7310	17	17	17	9	33	-	-	-	-	-	-
29	-	Maxime Huscenot	FRA	6245	17	33	32	9	17	-	-	-	-	-	-
30	-	Kolohe Andino	USA	5320	17	17	32	17	17	-	-	-	-	-	-
30	-	Jake Marshall	USA	5320	17	17	17	33	17	-	-	-	-	-	-
32	-	Ezekiel Lau	HAW	4255	17	33	32	17	17	-	-	-	-	-	-
32	-	Carlos Munoz	CRI	4255	17	17	17	33	33	-	-	-	-	-	-
34	-	Joan Duru	FRA	3320	-	-	9	-	-	-	-	-	-	-	-
34	-	Xavier Huxtable	AUS	3320	-	-	-	9	-	-	-	-	-	-	-
34	-	Jett Schilling	USA	3320	-	-	-	-	-	9	-	-	-	-	-
37	-	Morgan Cibilic	AUS	1330	-	-	-	17	-	-	-	-	-	-	-
37	-	Dylan Moffat	AUS	1330	-	-	-	17	-	-	-	-	-	-	-
37	-	Eli Hanneman	HAW	1330	-	17	-	-	-	-	-	-	-	-	-
37	-	Cole Houshmand	USA	1330	-	-	-	-	-	17	-	-	-	-	-
37	+1 9	Adin Masencamp	ZAF	1330	-	-	-	-	-	-	-	-	17	-	-
37	-	Bryan Perez	ESA	1330	-	-	-	-	-	-	17	-	-	-	-
37	-	Jarvis Earle	AUS	1330	-	-	-	-	17	-	-	-	-	-	-
37	-	Jerome Forrest	AUS	1330	-	-	-	-	17	-	-	-	-	-	-
37	-	Jacob Willcox	AUS	1330	-	-	-	-	17	-	-	-	-	-	-
37	-	Reef Heazlewood	AUS	1330	-	-	-	-	17	-	-	-	-	-	-
37	-	Keanu Asing	HAW	1330	-	17	-	-	-	-	-	-	-	-	-
37	-	Owen Wright	AUS	1330	-	-	-	17	-	-	-	-	-	-	-

FIXTURES & RESULTS 2023

Date	Location	Country	Event	Winner	Runner-Up
Jan 29-Feb 10	Banzai Pipeline	Hawaii	Billabong Pro Pipeline	Jack Robinson	Leonardo Fioravanti
Feb 12-23	Sunset Beach	Hawaii	Hurley Pro Sunset Beach	Filipe Toledo	Griffin Colapinto
Mar 08-16	Peniche	Portugal	MEO Rip Curl Pro Portugal	Joao Chianca	Jack Robinson
Apr 04-14	Bells Beach	Australia	Rip Curl Pro Bells Beach	Ethan Ewing	Ryan Callinan
Apr 20-30	Margaret River Main Break	Australia	Western Australia Margaret River Pro	Gabriel Medina	Griffin Colapinto
May 27-28	Surf Ranch	USA	Surf Ranch Pro	Griffin Colapinto	Italo Ferreira
Jun 09-18	Punta Roca	El Salvador	Surf City El Salvador Pro Presented by Corona	Filipe Toledo	Griffin Colapinto
Jun 23-Jul 01	Saquarema	Brazil	VIVO Rio Pro presented by Corona	Yago Dora	Ethan Ewing
Jul 13-22	Jeffery's Bay	South Africa	Corona Open J-Bay	Filipe Toledo	Ethan Ewing
Aug 11-20	Teahupoo	Tahiti	SHISEIDO Tahiti Pro Presented by Outerknown	-	-
Sep 07-15	Lower Trestles	USA	Rip Curl WSL Finals	-	-

PAST WORLD CHAMPIONS (1976-2022)

Season	Winner	Country
1976	Peter Townend	Australia
1977	Shaun Tomson	South Africa
1978	Wayne Bartholomew	Australia
1979	Mark Richards	Australia
1980	Mark Richards	Australia
1981	Mark Richards	Australia
1982	Mark Richards	Australia
1983-84	Tom Carroll	Australia
1984-85	Tom Carroll	Australia
1985-86	Tom Curren	USA
1986-87	Tom Curren	USA
1987-88	Damien Hardman	Australia
1988	Barton Lynch	Australia
1989	Martin Potter	Great Britain
1990	Tom Curren	USA
1991	Damien Hardman	Australia
1992	Kelly Slater	USA
1993	Derek Ho	Hawaii
1994	Kelly Slater	USA
1995	Kelly Slater	USA
1996	Kelly Slater	USA
1997	Kelly Slater	USA
1998	Kelly Slater	USA
1999	Mark Occhilupo	Australia
2000	Sunny Garcia	Hawaii
2001	CJ Hobgood	USA
2002	Andy Irons	Hawaii
2003	Andy Irons	Hawaii
2004	Andy Irons	Hawaii
2005	Kelly Slater	USA
2006	Kelly Slater	USA
2007	Mick Fanning	Australia
2008	Kelly Slater	USA
2009	Mick Fanning	Australia
2010	Kelly Slater	USA
2011	Kelly Slater	USA
2012	Joel Parkinson	Australia
2013	Mick Fanning	Australia
2014	Gabriel Medina	Brazil
2015	Adriano de Souza	Brazil
2016	John John Florence	Hawaii
2017	John John Florence	Hawaii
2018	Gabriel Medina	Brazil
2019	Italo Ferreira	Brazil
2020-21	Gabriel Medina	Brazil
2022	Filipe Toledo	Brazil

TEAHUPOO EVENT HISTORY (1999-2022)

Season	Winner	Country	Stance	Score	Runner-Up
1999	Mark Occhilupo	AUS	Goofy	14.50	CJ Hobgood
2000	Kelly Slater	USA	Regular	25.55	Shane Dorian
2001	Cory Lopez	USA	Goofy	25.05	CJ Hobgood
2002	Andy Irons	HAW	Regular	22.65	Luke Egan
2003	Kelly Slater	USA	Regular	19.57	Taj Burrow
2004	CJ Hobgood	USA	Goofy	16.66	Nathan Hedge
2005	Kelly Slater	USA	Regular	20.00	Damien Hobgood
2006	Bobby Martinez	USA	Goofy	16.27	Freddy Patacchia Jnr
2007	Damien Hobgood	USA	Goofy	16.60	Mick Fanning
2008	Bruno Santos	BRA	Goofy	9.16	Manoa Drollet
2009	Bobby Martinez	USA	Goofy	18.46	Taj Burrow
2010	Andy Irons	HAW	Regular	14.67	CJ Hobgood
2011	Kelly Slater	USA	Regular	18.43	Owen Wright
2012	Mick Fanning	AUS	Regular	18.87	Joel Parkinson
2013	Adrian Buchan	AUS	Goofy	18.94	Kelly Slater
2014	Gabriel Medina	BRA	Goofy	18.96	Kelly Slater
2015	Jeremy Flores	FRA	Regular	16.87	Gabriel Medina
2016	Kelly Slater	USA	Regular	19.67	John John Florence
2017	Julian Wilson	AUS	Regular	18.96	Gabriel Medina
2018	Gabriel Medina	BRA	Goofy	13.50	Owen Wright
2019	Owen Wright	AUS	Goofy	17.07	Gabriel Medina
2022	Miguel Pupo	BRA	Regular	17.17	Kauli Vaast

EVENT MULTIPLE WINNERS (1999-2022)

Total Victories	Surfer	Country	Years
5	Kelly Slater	USA	2000, 2003, 2005, 2011, 2016
2	Gabriel Medina	BRA	2014, 2018
2	Bobby Martinez	USA	2006, 2009
2	Andy Irons	HAW	2002, 2010

EVENT APPEARANCE RECORDS (1999-2022)

Total Events	Surfer	Span
18	Kelly Slater	2000-2022
17	Taj Burrow	1999-2015
17	CJ Hobgood	1999-2015
16	Joel Parkinson	2001-2018
15	Mick Fanning	2002-2017
14	Adriano de Souza	2006-2019
13	Adrian Buchan	2007-2019
13	Damien Hobgood	2000-2013
13	Taylor Knox	2000-2012
12	Michel Bourez	2009-2022
12	Bede Durbidge	2005-2017
12	Jeremy Flores	2007-2019
12	Jordy Smith	2008-2022
12	Andy Irons	1999-2010

WSL 2023 CT SEASON LEADERS

Average Heat Score	
Surfer	Average
Bryan Perez	13.70
Filipe Toledo	13.52
John John Florence	13.50
Griffin Colapinto	13.32
Ethan Ewing	13.26
Gabriel Medina	13.02
Jacob Willcox	12.98
Reef Heazlewood	12.90
Joao Chianca	12.87
Italo Ferreira	12.59

Highest Scoring Heat		
Surfer	Heat Score	Event
John John Florence	19.33	Billabong Pro Pipeline
Filipe Toledo	18.76	Corona Open J-Bay
Connor O'Leary	18.24	Corona Open J-Bay
John John Florence	17.93	Western Australia Margaret River Pro
Griffin Colapinto	17.90	Hurley Pro Sunset Beach
Griffin Colapinto	17.77	Surf Ranch Pro
Filipe Toledo	17.74	Hurley Pro Sunset Beach
Joao Chianca	17.57	MEO Rip Curl Pro Portugal
Italo Ferreira	17.53	Western Australia Margaret River Pro
Gabriel Medina	17.50	Western Australia Margaret River Pro

Average Wave Score	
Surfer	Average
Cole Houshmand	6.35
Jett Schilling	5.27
Jacob Willcox	5.09
Bryan Perez	4.95
Ethan Ewing	4.21
Italo Ferreira	3.99
John John Florence	3.97
Leonardo Fioravanti	3.96
Griffin Colapinto	3.91
Filipe Toledo	3.87

Most Total Heat Wins	
Surfer	Heat Wins
Filipe Toledo	27
Ethan Ewing	25
Griffin Colapinto	25
Joao Chianca	21
Gabriel Medina	18
Yago Dora	18
Jack Robinson	17
John John Florence	17
Leonardo Fioravanti	15
Ryan Callinan	14

Total Waves Caught	
Surfer	Total Waves
Gabriel Medina	220
Griffin Colapinto	220
Filipe Toledo	219
Joao Chianca	215
Yago Dora	205
Ethan Ewing	190
Ian Gentil	189
Jack Robinson	180
Barron Mamiya	179
Ryan Callinan	178

Highest Scoring Wave		
Surfer	Heat Score	Event
Callum Robson	10.00	Round 2, Heat 4, Wave 3, MEO Rip Curl Pro Portugal
Yago Dora	10.00	Final, Heat 1, Wave 5, VIVO Rio Pro presented by Corona
Filipe Toledo	9.93	Final, Heat 1, Wave 5, Corona Open J-Bay
John John Florence	9.93	Round 4, Heat 8, Wave 2, Billabong Pro Pipeline
Filipe Toledo	9.63	Round 3, Heat 5, Wave 2, Corona Open J-Bay
Filipe Toledo	9.63	Quarter-Finals, Heat 3, Wave 2, Corona Open J-Bay
Callum Robson	9.57	Quarter-Finals, Heat 2, Wave 3, MEO Rip Curl Pro Portugal
Connor O'Leary	9.57	Round 2, Heat 2, Wave 4, Corona Open J-Bay
Gabriel Medina	9.50	Final, Heat 1, Wave 3, Western Australia Margaret River Pro
Griffin Colapinto	9.50	Round 4, Heat 8, Wave 10, MEO Rip Curl Pro Portugal

Highest % of Excellent Scores of total waves caught	
Surfer	Excellent Scores (8.0 – 10.0)
Cole Houshmand	20%
Dylan Moffat	11%
Filipe Toledo	11%
John John Florence	10%
Griffin Colapinto	10%
Italo Ferreira	9%
Kanoa Igarashi	7%
Joao Chianca	6%
Gabriel Medina	5%
Reef Heazlewood	5%

2023 SURFERS BIOS

Ryan Callinan (AUS)



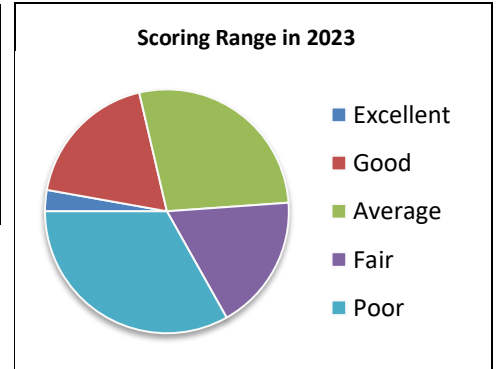
Bio Information	
Age	31
Height	5"10 (180cm)
Weight	171.6lbs (78kg)
Stance	Goofy
Hometown	Newcastle, NSW
World CT Titles	-

2023 CT Stats	
Rank	10
Total Heat Wins	14
Average Heat Score	12.03
Highest Heat Score	16.03 - Round 3, Corona Open J-Bay v Gabriel Medina
Best Wave	8.70 - Round 3, Corona Open J-Bay v Gabriel Medina
Best Finish	2nd - Rip Curl Pro Bells Beach

Career CT Stats	
Years on Tour	7 (2013-2023)
Total Heat Wins	52
Average Heat Score	11.64
Highest Heat Score	18.53 - Round 4, Quiksilver Pro France 2018 v Adriano de Souza, Willian Cardoso
Total Events	46
Best Finish	-

2023 CT Finishes										
Billabong Pro Pipeline	Hurley Pro Sunset Beach	MEO Rip Curl Pro Portugal	Rip Curl Pro Bells Beach	Western Australia Margaret River Pro	Surf Ranch Pro	Surf City El Salvador Pro Presented by Corona	VIVO Rio Pro presented by Corona	Corona Open J-Bay	SHISEIDO Tahiti Pro Presented by Outerknown	Rip Curl WSL Finals
9th	17th	9th	2nd	9th	9th	17th	3rd	9th	-	-

Scoring Range in 2023		
Range	Waves Caught	Percentage of Total Waves Caught
Excellent (8.0-10)	5	2%
Good (6.0-7.9)	33	18%
Average (4.0-5.9)	49	27%
Fair (2.0-3.9)	32	17%
Poor (0-1.9)	59	33%



Career Finishes at Teahupoo	
Year	Round Finish
2019	Round 3
2016	Round 2

Joao Chianca (BRA)



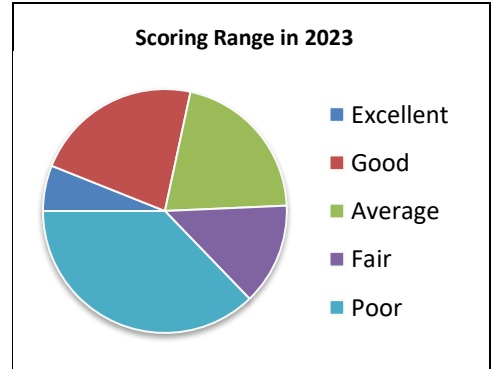
Bio Information	
Age	22
Height	-
Weight	-
Stance	Regular
Hometown	-
World CT Titles	-

2023 CT Stats	
Rank	4
Total Heat Wins	21
Average Heat Score	12.87
Highest Heat Score	17.57 - Final, MEO Rip Curl Pro Portugal v Jack Robinson
Best Wave	9.43 - Semi-Finals, MEO Rip Curl Pro Portugal v Callum Robson
Best Finish	1st - MEO Rip Curl Pro Portugal

Career CT Stats	
Years on Tour	2 (2022-2023)
Total Heat Wins	25
Average Heat Score	12.53
Highest Heat Score	17.73 - Round 3, Rip Curl Pro Bells Beach 2022 v John John Florence
Total Events	15
Best Finish	1st - MEO Rip Curl Pro Portugal 2023

2023 CT Finishes										
Billabong Pro Pipeline	Hurley Pro Sunset Beach	MEO Rip Curl Pro Portugal	Rip Curl Pro Bells Beach	Western Australia Margaret River Pro	Surf Ranch Pro	Surf City El Salvador Pro Presented by Corona	VIVO Rio Pro presented by Corona	Corona Open J-Bay	SHISEIDO Tahiti Pro Presented by Outerknown	Rip Curl WSL Finals
3rd	3rd	1st	9th	3rd	5th	9th	9th	9th	-	-

Scoring Range in 2023		
Range	Waves Caught	Percentage of Total Waves Caught
Excellent (8.0-10)	13	6%
Good (6.0-7.9)	48	22%
Average (4.0-5.9)	45	20%
Fair (2.0-3.9)	29	13%
Poor (0-1.9)	80	37%



Career Finishes at Teahupoo	
Year	Round Finish
CT Debut at this Event	

Griffin Colapinto (USA)



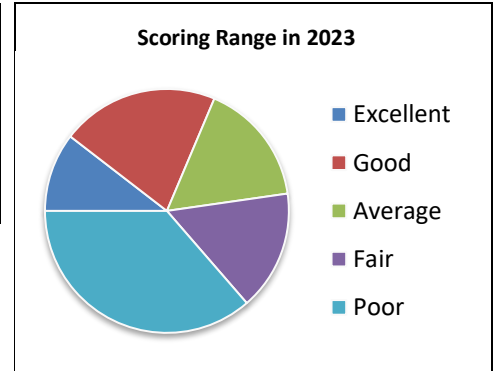
Bio Information	
Age	25
Height	5"10 (178cm)
Weight	165lbs (75kg)
Stance	Regular
Hometown	San Clemente, California
World CT Titles	-

2023 CT Stats	
Rank	3
Total Heat Wins	25
Average Heat Score	13.32
Highest Heat Score	17.90 - Semi-Finals, Hurley Pro Sunset Beach v Jack Robinson
Best Wave	9.50 - Round 4, MEO Rip Curl Pro Portugal v Gabriel Medina
Best Finish	1st - Surf Ranch Pro

Career CT Stats	
Years on Tour	5 (2018-2023)
Total Heat Wins	77
Average Heat Score	12.22
Highest Heat Score	18.10 - Round 3, Tahiti Pro Teahupo'o 2019 v Ryan Callinan
Total Events	47
Best Finish - 3 Titles	1st - Surf Ranch Pro 2023 1st - MEO Pro Portugal 2022 1st - Surf City El Salvador Pro 2022

2023 CT Finishes										
Billabong Pro Pipeline	Hurley Pro Sunset Beach	MEO Rip Curl Pro Portugal	Rip Curl Pro Bells Beach	Western Australia Margaret River Pro	Surf Ranch Pro	Surf City El Salvador Pro Presented by Corona	VIVO Rio Pro presented by Corona	Corona Open J-Bay	SHISEIDO Tahiti Pro Presented by Outerknown	Rip Curl WSL Finals
17th	2nd	5th	5th	2nd	1st	2nd	17th	9th	-	-

Scoring Range in 2023		
Range	Waves Caught	Percentage of Total Waves Caught
Excellent (8.0-10)	23	10%
Good (6.0-7.9)	46	20%
Average (4.0-5.9)	36	16%
Fair (2.0-3.9)	35	15%
Poor (0-1.9)	80	36%



Career Finishes at Teahupoo	
Year	Round Finish
2022	Round 3
2019	Round 4
2018	Round 2

Yago Dora (BRA)



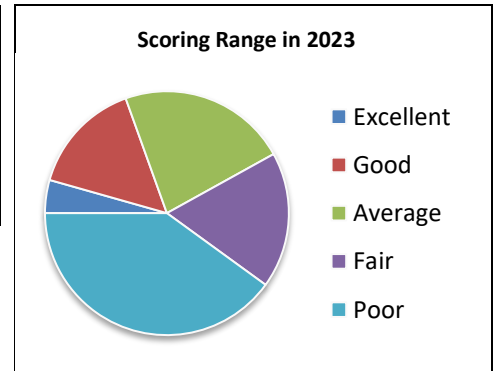
Bio Information	
Age	27
Height	5"10 (179cm)
Weight	156.2lbs (71kg)
Stance	Goofy
Hometown	Florianópolis, Santa Catarina
World CT Titles	-

2023 CT Stats	
Rank	5
Total Heat Wins	18
Average Heat Score	11.69
Highest Heat Score	17.00 - Round 3, Western Australia Margaret River Pro v Nat Young
Best Wave	10.00 - Final, VIVO Rio Pro presented by Corona v Ethan Ewing
Best Finish	1st - VIVO Rio Pro presented by Corona

Career CT Stats	
Years on Tour	6 (2017-2023)
Total Heat Wins	61
Average Heat Score	11.96
Highest Heat Score	18.67 - Round 4, Rip Curl Rottneest Search presented by Corona 2020-21 v Connor O'Leary
Total Events	45
Best Finish	1st - VIVO Rio Pro presented by Corona 2023


2023 CT Finishes											
Billabong Pro Pipeline	Hurley Pro Sunset Beach	MEO Rip Curl Pro Portugal	Rip Curl Pro Bells Beach	Western Australia Margaret River Pro	Surf Ranch Pro	Surf City El Salvador Pro Presented by Corona	VIVO Rio Pro presented by Corona	Corona Open J-Bay	SHISEIDO Tahiti Pro Presented by Outerknown	Rip Curl WSL Finals	
9th	17th	3rd	9th	9th	5th	17th	1st	5th	-	-	

Scoring Range in 2023		
Range	Waves Caught	Percentage of Total Waves Caught
Excellent (8.0-10)	9	4%
Good (6.0-7.9)	31	15%
Average (4.0-5.9)	46	22%
Fair (2.0-3.9)	37	18%
Poor (0-1.9)	82	40%



Career Finishes at Teahupoo	
Year	Round Finish
2022	Quarter-Finals
2019	Round 3
2018	Round 4

Matahi Drollet (PYF)



Bio Information	
Age	25
Height	-
Weight	-
Stance	Goofy
Hometown	Teahupo'o
World CT Titles	-

2023 CT Stats	
Rank	-
Total Heat Wins	-
Average Heat Score	-
Highest Heat Score	-
Best Wave	-
Best Finish	-

Career CT Stats	
Years on Tour	1 (2019-2019)
Total Heat Wins	0
Average Heat Score	7.57
Highest Heat Score	9.57 - Round 2, Tahiti Pro Teahupo'o 2019 v Jordy Smith, Sebastian Zietz
Total Events	1
Best Finish	-

2023 CT Finishes										
Billabong Pro Pipeline	Hurley Pro Sunset Beach	MEO Rip Curl Pro Portugal	Rip Curl Pro Bells Beach	Western Australia Margaret River Pro	Surf Ranch Pro	Surf City El Salvador Pro Presented by Corona	VIVO Rio Pro presented by Corona	Corona Open J-Bay	SHISEIDO Tahiti Pro Presented by Outerknown	Rip Curl WSL Finals
-	-	-	-	-	-	-	-	-	-	-

Scoring Range in 2023		
Range	Waves Caught	Percentage of Total Waves Caught

Scoring Range in 2023

Career Finishes at Teahupoo	
Year	Round Finish
2019	Round 2

Leonardo Fioravanti (ITA)



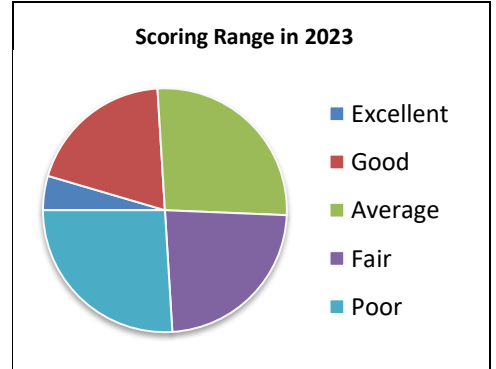
Bio Information	
Age	25
Height	5"10 (180cm)
Weight	154lbs (70kg)
Stance	Regular
Hometown	Rome
World CT Titles	-

2023 CT Stats	
Rank	9
Total Heat Wins	15
Average Heat Score	11.56
Highest Heat Score	16.50 - Round 1, Surf City El Salvador Pro Presented by Corona v John John Florence, Barron Mamiya
Best Wave	9.00 - Round 1, Surf City El Salvador Pro Presented by Corona v John John Florence, Barron Mamiya
Best Finish	2nd - Billabong Pro Pipeline

Career CT Stats	
Years on Tour	8 (2013-2023)
Total Heat Wins	48
Average Heat Score	10.74
Highest Heat Score	16.84 - Round 2, Rip Curl Pro Bells Beach 2017 v Sebastian Zietz
Total Events	44
Best Finish	-


2023 CT Finishes										
Billabong Pro Pipeline	Hurley Pro Sunset Beach	MEO Rip Curl Pro Portugal	Rip Curl Pro Bells Beach	Western Australia Margaret River Pro	Surf Ranch Pro	Surf City El Salvador Pro Presented by Corona	VIVO Rio Pro presented by Corona	Corona Open J-Bay	SHISEIDO Tahiti Pro Presented by Outerknown	Rip Curl WSL Finals
2nd	9th	17th	17th	9th	5th	9th	5th	9th	-	-

Scoring Range in 2023		
Range	Waves Caught	Percentage of Total Waves Caught
Excellent (8.0-10)	7	4%
Good (6.0-7.9)	30	19%
Average (4.0-5.9)	41	26%
Fair (2.0-3.9)	36	23%
Poor (0-1.9)	40	25%



Career Finishes at Teahupoo	
Year	Round Finish
2017	Round 2

John John Florence (HAW)



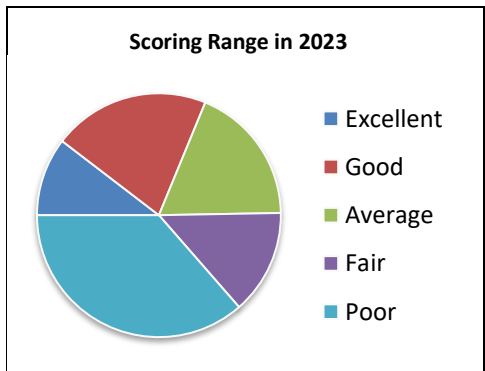
Bio Information	
Age	30
Height	6"1 (186cm)
Weight	167.2lbs (76kg)
Stance	Regular
Hometown	North Shore, Oahu
World CT Titles	2017, 2016

2023 CT Stats	
Rank	7
Total Heat Wins	17
Average Heat Score	13.5
Highest Heat Score	19.33 - Round 4, Billabong Pro Pipeline v Miguel Pupo
Best Wave	9.93 - Round 4, Billabong Pro Pipeline v Miguel Pupo
Best Finish	3rd - Rip Curl Pro Bells Beach 3rd - Western Australia Margaret River Pro 3rd - VIVO Rio Pro presented by Corona

Career CT Stats	
Years on Tour	15 (2008-2023)
Total Heat Wins	252
Average Heat Score	14.25
Highest Heat Score	19.93 - Round 3, Billabong Pro Tahiti 2014 v Sebastian Zietz
Total Events	98
Best Finish - 8 Titles	1st - Billabong Pipe Masters presented by Hydro Flask 2020-21 1st - Rip Curl Pro Bells Beach 2019 1st - Margaret River Pro 2019 1st - Drug Aware Margaret River Pro 2017 1st - Oi Rio Pro 2016 1st - MEO Rip Curl Pro Portugal 2016 1st - Quiksilver Pro France 2014 1st - Billabong Rio Pro 2012

2023 CT Finishes										
Billabong Pro Pipeline	Hurley Pro Sunset Beach	MEO Rip Curl Pro Portugal	Rip Curl Pro Bells Beach	Western Australia Margaret River Pro	Surf Ranch Pro	Surf City El Salvador Pro Presented by Corona	VIVO Rio Pro presented by Corona	Corona Open J-Bay	SHISEIDO Tahiti Pro Presented by Outerknown	Rip Curl WSL Finals
5th	9th	17th	3rd	3rd	9th	17th	3rd	9th	-	-

Scoring Range in 2023		
Range	Waves Caught	Percentage of Total Waves Caught
Excellent (8.0-10)	18	10%
Good (6.0-7.9)	36	20%
Average (4.0-5.9)	32	18%
Fair (2.0-3.9)	24	13%
Poor (0-1.9)	63	36%



Career Finishes at Teahupoo	
Year	Round Finish
2017	Quarter-Finals
2016	Final
2015	Round 3
2014	Semi-Finals
2013	Quarter-Finals
2012	Semi-Finals

Ian Gentil (HAW)



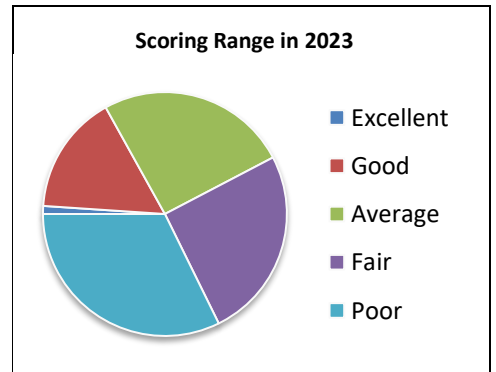
Bio Information	
Age	27
Height	6'0 (183cm)
Weight	169.4lbs (77kg)
Stance	Regular
Hometown	
World CT Titles	-

2023 CT Stats	
Rank	15
Total Heat Wins	10
Average Heat Score	11.15
Highest Heat Score	15.43 - Round 3, Corona Open J-Bay v Griffin Colapinto
Best Wave	8.60 - Semi-Finals, Surf City El Salvador Pro Presented by Corona v Filipe Toledo
Best Finish	3rd - Surf City El Salvador Pro Presented by Corona

Career CT Stats	
Years on Tour	1 (2023-2023)
Total Heat Wins	10
Average Heat Score	11.15
Highest Heat Score	15.43 - Round 3, Corona Open J-Bay 2023 v Griffin Colapinto
Total Events	9
Best Finish	-

2023 CT Finishes										
Billabong Pro Pipeline	Hurley Pro Sunset Beach	MEO Rip Curl Pro Portugal	Rip Curl Pro Bells Beach	Western Australia Margaret River Pro	Surf Ranch Pro	Surf City El Salvador Pro Presented by Corona	VIVO Rio Pro presented by Corona	Corona Open J-Bay	SHISEIDO Tahiti Pro Presented by Outerknown	Rip Curl WSL Finals
9th	17th	9th	17th	17th	17th	3rd	16th	5th	-	-

Scoring Range in 2023		
Range	Waves Caught	Percentage of Total Waves Caught
Excellent (8.0-10)	2	1%
Good (6.0-7.9)	30	15%
Average (4.0-5.9)	48	25%
Fair (2.0-3.9)	48	25%
Poor (0-1.9)	61	32%



Career Finishes at Teahupoo	
Year	Round Finish
CT Debut at this Event	

Caio Ibelli (BRA)



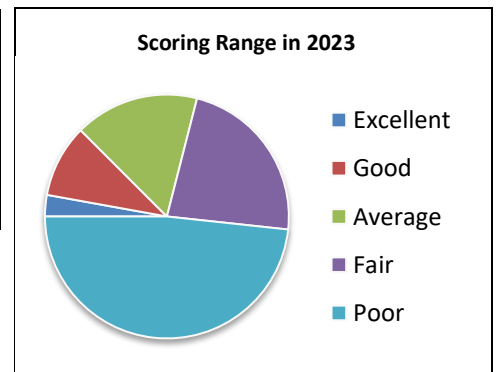
Bio Information	
Age	29
Height	5'8 (174cm)
Weight	149.6lbs (68kg)
Stance	Regular
Hometown	Sao Paulo
World CT Titles	-

2023 CT Stats	
Rank	17
Total Heat Wins	9
Average Heat Score	10.81
Highest Heat Score	16.33 - Round 4, Hurley Pro Sunset Beach v Miguel Pupo
Best Wave	9.00 - Quarter-Finals, Billabong Pro Pipeline v Liam O'Brien
Best Finish	3rd - Billabong Pro Pipeline

Career CT Stats	
Years on Tour	8 (2015-2023)
Total Heat Wins	73
Average Heat Score	10.83
Highest Heat Score	18.64 - Round 4, Tahiti Pro Teahupo'o 2019 v Jack Freestone
Total Events	64
Best Finish	2nd - Rip Curl Pro Bells Beach 2017

2023 CT Finishes										
Billabong Pro Pipeline	Hurley Pro Sunset Beach	MEO Rip Curl Pro Portugal	Rip Curl Pro Bells Beach	Western Australia Margaret River Pro	Surf Ranch Pro	Surf City El Salvador Pro Presented by Corona	VIVO Rio Pro presented by Corona	Corona Open J-Bay	SHISEIDO Tahiti Pro Presented by Outerknown	Rip Curl WSL Finals
3rd	5th	9th	17th	17th	17th	9th	17th	17th	-	-

Scoring Range in 2023		
Range	Waves Caught	Percentage of Total Waves Caught
Excellent (8.0-10)	5	2%
Good (6.0-7.9)	17	9%
Average (4.0-5.9)	29	16%
Fair (2.0-3.9)	40	22%
Poor (0-1.9)	85	48%



Career Finishes at Teahupoo	
Year	Round Finish
2022	Semi-Finals
2019	Quarter-Finals
2017	Round 2
2016	Round 2

Kanoa Igarashi (JAP)



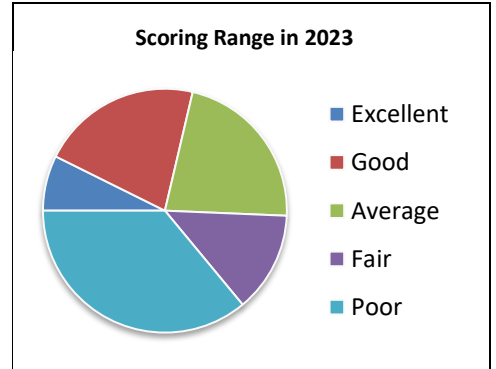
Bio Information	
Age	25
Height	5"10 (180cm)
Weight	165lbs (75kg)
Stance	Regular
Hometown	Huntington Beach, California
World CT Titles	-

2023 CT Stats	
Rank	13
Total Heat Wins	12
Average Heat Score	12.22
Highest Heat Score	16.90 - Round 3, Surf City El Salvador Pro Presented by Corona v Leonardo Fioravanti
Best Wave	8.67 - Round 3, Surf City El Salvador Pro Presented by Corona v Leonardo Fioravanti
Best Finish	3rd - Corona Open J-Bay

Career CT Stats	
Years on Tour	7 (2016-2023)
Total Heat Wins	107
Average Heat Score	11.51
Highest Heat Score	18.04 - Round 4, Corona Open J-Bay 2018 v Gabriel Medina, Griffin Colapinto
Total Events	71
Best Finish	1st - Corona Bali Protected 2019

2023 CT Finishes										
Billabong Pro Pipeline	Hurley Pro Sunset Beach	MEO Rip Curl Pro Portugal	Rip Curl Pro Bells Beach	Western Australia Margaret River Pro	Surf Ranch Pro	Surf City El Salvador Pro Presented by Corona	VIVO Rio Pro presented by Corona	Corona Open J-Bay	SHISEIDO Tahiti Pro Presented by Outerknown	Rip Curl WSL Finals
17th	9th	17th	9th	17th	9th	5th	9th	3rd	-	-

Scoring Range in 2023		
Range	Waves Caught	Percentage of Total Waves Caught
Excellent (8.0-10)	11	7%
Good (6.0-7.9)	32	21%
Average (4.0-5.9)	33	22%
Fair (2.0-3.9)	20	13%
Poor (0-1.9)	54	36%



Career Finishes at Teahupoo	
Year	Round Finish
2022	Quarter-Finals
2019	Round 3
2018	Round 4
2017	Round 3
2016	Round 3

Barron Mamiya (HAW)



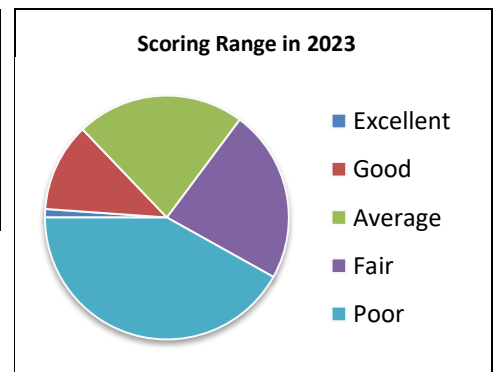
Bio Information	
Age	23
Height	5'8 (175cm)
Weight	136.4lbs (62kg)
Stance	Regular
Hometown	Haleiwa, Oahu
World CT Titles	-

2023 CT Stats	
Rank	14
Total Heat Wins	11
Average Heat Score	10.75
Highest Heat Score	15.34 - Quarter-Finals, VIVO Rio Pro presented by Corona v John John Florence
Best Wave	8.17 - Quarter-Finals, VIVO Rio Pro presented by Corona v John John Florence 8.17 - Round 1, Surf City El Salvador Pro Presented by Corona v John John Florence, Leonardo Fioravanti
Best Finish	5th - Western Australia Margaret River Pro 5th - Surf City El Salvador Pro Presented by Corona 5th - VIVO Rio Pro presented by Corona

Career CT Stats	
Years on Tour	4 (2018-2023)
Total Heat Wins	22
Average Heat Score	10.20
Highest Heat Score	17.00 - Final, Hurley Pro Sunset Beach 2022 v Kanoa Igarashi
Total Events	20
Best Finish	1st - Hurley Pro Sunset Beach 2022

2023 CT Finishes											
Billabong Pro Pipeline	Hurley Pro Sunset Beach	MEO Rip Curl Pro Portugal	Rip Curl Pro Bells Beach	Western Australia Margaret River Pro	Surf Ranch Pro	Surf City El Salvador Pro Presented by Corona	VIVO Rio Pro presented by Corona	Corona Open J-Bay	SHISEIDO Tahiti Pro Presented by Outerknown	Rip Curl WSL Finals	
17th	17th	9th	17th	5th	17th	5th	5th	9th	-	-	

Scoring Range in 2023		
Range	Waves Caught	Percentage of Total Waves Caught
Excellent (8.0-10)	2	1%
Good (6.0-7.9)	21	11%
Average (4.0-5.9)	40	22%
Fair (2.0-3.9)	41	22%
Poor (0-1.9)	75	41%



Career Finishes at Teahupoo	
Year	Round Finish
2022	Round 2

Matthew McGillivray (ZAF)



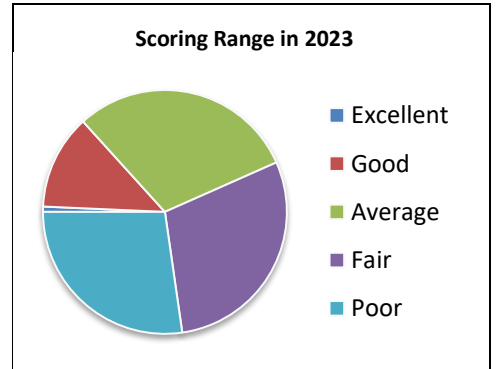
Bio Information	
Age	26
Height	5'8 (175cm)
Weight	138.6lbs (63kg)
Stance	Regular
Hometown	Jeffreys Bay, Natal
World CT Titles	-

2023 CT Stats	
Rank	19
Total Heat Wins	6
Average Heat Score	10.65
Highest Heat Score	15.17 - Round 4, Hurley Pro Sunset Beach v Kanoa Igarashi
Best Wave	8.00 - Round 4, Hurley Pro Sunset Beach v Kanoa Igarashi
Best Finish	5th - Hurley Pro Sunset Beach 5th - Rip Curl Pro Bells Beach

Career CT Stats	
Years on Tour	4 (2018-2023)
Total Heat Wins	24
Average Heat Score	11.11
Highest Heat Score	17.33 - Round 1, Boost Mobile Margaret River Pro presented by Corona 2020-21 v Conner Coffin, Wade Carmichael
Total Events	27
Best Finish	-

2023 CT Finishes										
Billabong Pro Pipeline	Hurley Pro Sunset Beach	MEO Rip Curl Pro Portugal	Rip Curl Pro Bells Beach	Western Australia Margaret River Pro	Surf Ranch Pro	Surf City El Salvador Pro Presented by Corona	VIVO Rio Pro presented by Corona	Corona Open J-Bay	SHISEIDO Tahiti Pro Presented by Outerknown	Rip Curl WSL Finals
33rd	5th	17th	5th	9th	9th	17th	17th	17th	-	-

Scoring Range in 2023		
Range	Waves Caught	Percentage of Total Waves Caught
Excellent (8.0-10)	1	0%
Good (6.0-7.9)	18	12%
Average (4.0-5.9)	43	30%
Fair (2.0-3.9)	42	29%
Poor (0-1.9)	39	27%



Career Finishes at Teahupoo	
Year	Round Finish
2022	Quarter-Finals

Gabriel Medina (BRA)



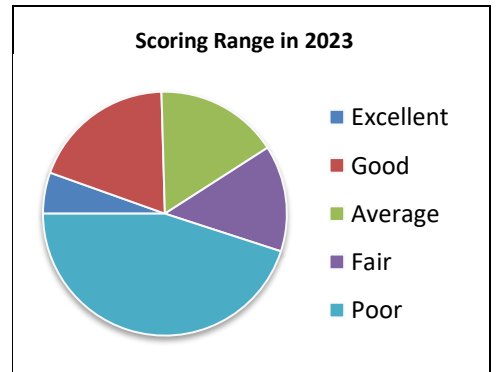
Bio Information	
Age	29
Height	5"10 (180cm)
Weight	176lbs (80kg)
Stance	Goofy
Hometown	Maresias, Sao Paulo
World CT Titles	2020-21, 2018, 2014

2023 CT Stats	
Rank	6
Total Heat Wins	18
Average Heat Score	13.02
Highest Heat Score	17.50 - Final, Western Australia Margaret River Pro v Griffin Colapinto
Best Wave	9.50 - Final, Western Australia Margaret River Pro v Griffin Colapinto
Best Finish	1st - Western Australia Margaret River Pro

Career CT Stats	
Years on Tour	13 (2010-2023)
Total Heat Wins	306
Average Heat Score	13.41
Highest Heat Score	19.83 - Round 4, Quiksilver Pro France 2015 v Matt Wilkinson, Owen Wright
Total Events	118
Best Finish - 17 Titles	1st - Western Australia Margaret River Pro 2023 1st - Rip Curl Narrabeen Classic presented by Corona 2020-21 1st - Rip Curl Rottneest Search presented by Corona 2020-21 1st - Corona Open J-Bay 2019 1st - Freshwater Pro 2019 1st - Tahiti Pro Teahupoo 2018 1st - Surf Ranch Open 2018 1st - Billabong Pipe Masters 2018 1st - Quiksilver Pro France 2017 1st - MEO Rip Curl Pro Portugal 2017 1st - Fiji Pro 2016 1st - Quiksilver Pro France 2015 1st - Quiksilver Pro Gold Coast 2014 1st - Fiji Pro 2014 1st - Billabong Pro Tahiti 2014 1st - Quiksilver Pro France 2011 1st - Rip Curl Search 2011

2023 CT Finishes											
Billabong Pro Pipeline	Hurley Pro Sunset Beach	MEO Rip Curl Pro Portugal	Rip Curl Pro Bells Beach	Western Australia Margaret River Pro	Surf Ranch Pro	Surf City El Salvador Pro Presented by Corona	VIVO Rio Pro presented by Corona	Corona Open J-Bay	SHISEIDO Tahiti Pro Presented by Outerknown	Rip Curl WSL Finals	
9th	9th	9th	9th	1st	5th	9th	17th	3rd	-	-	


Scoring Range in 2023		
Range	Waves Caught	Percentage of Total Waves Caught
Excellent (8.0-10)	12	5%
Good (6.0-7.9)	42	19%
Average (4.0-5.9)	36	16%
Fair (2.0-3.9)	31	14%
Poor (0-1.9)	99	45%



Career Finishes at Teahupoo	
Year	Round Finish
2019	Final
2018	Final

2017	Final
2016	Semi-Finals
2015	Final
2014	Final
2013	Round 3
2012	Quarter-Finals

Seth Moniz (HAW)



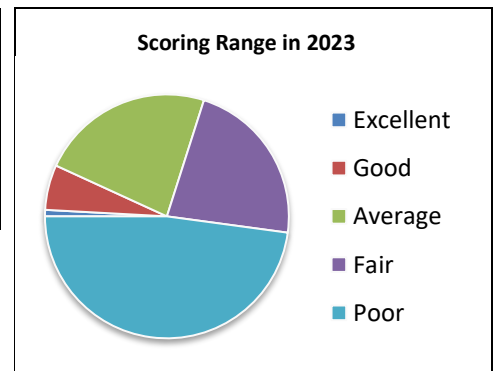
Bio Information	
Age	25
Height	5'6 (170cm)
Weight	149.6lbs (68kg)
Stance	Regular
Hometown	Honolulu, Oahu
World CT Titles	-

2023 CT Stats	
Rank	22
Total Heat Wins	6
Average Heat Score	9.49
Highest Heat Score	13.17 - Round 1, Western Australia Margaret River Pro v John John Florence, Carlos Munoz
Best Wave	8.33 - Round 1, Hurley Pro Sunset Beach v Keanu Asing , Italo Ferreira
Best Finish	9th - Billabong Pro Pipeline 9th - Hurley Pro Sunset Beach 9th - Surf City El Salvador Pro Presented by Corona 9th - VIVO Rio Pro presented by Corona

Career CT Stats	
Years on Tour	5 (2018-2023)
Total Heat Wins	35
Average Heat Score	10.39
Highest Heat Score	17.93 - Quarter-Finals, Billabong Pro Pipeline 2022 v John John Florence
Total Events	34
Best Finish	2nd - Billabong Pro Pipeline 2022

2023 CT Finishes										
Billabong Pro Pipeline	Hurley Pro Sunset Beach	MEO Rip Curl Pro Portugal	Rip Curl Pro Bells Beach	Western Australia Margaret River Pro	Surf Ranch Pro	Surf City El Salvador Pro Presented by Corona	VIVO Rio Pro presented by Corona	Corona Open J-Bay	SHISEIDO Tahiti Pro Presented by Outerknown	Rip Curl WSL Finals
9th	9th	17th	17th	17th	-	9th	9th	17th	-	-

Scoring Range in 2023		
Range	Waves Caught	Percentage of Total Waves Caught
Excellent (8.0-10)	1	0%
Good (6.0-7.9)	7	5%
Average (4.0-5.9)	27	23%
Fair (2.0-3.9)	26	22%
Poor (0-1.9)	56	47%



Career Finishes at Teahupoo	
Year	Round Finish
2022	Round 2
2019	Semi-Finals

Liam O'Brien (AUS)



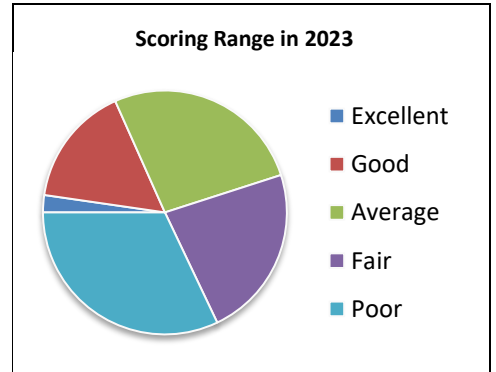
Bio Information	
Age	24
Height	5"10 (180cm)
Weight	165lbs (75kg)
Stance	Regular
Hometown	
World CT Titles	-

2023 CT Stats	
Rank	17
Total Heat Wins	10
Average Heat Score	11.18
Highest Heat Score	16.07 - Round 1, Western Australia Margaret River Pro v Filipe Toledo, Jerome Forrest
Best Wave	9.07 - Round 1, Western Australia Margaret River Pro v Filipe Toledo, Jerome Forrest
Best Finish	3rd - Surf City El Salvador Pro Presented by Corona

Career CT Stats	
Years on Tour	3 (2020-2023)
Total Heat Wins	13
Average Heat Score	10.54
Highest Heat Score	16.07 - Round 1, Western Australia Margaret River Pro 2023 v Filipe Toledo, Jerome Forrest
Total Events	11
Best Finish	-

2023 CT Finishes											
Billabong Pro Pipeline	Hurley Pro Sunset Beach	MEO Rip Curl Pro Portugal	Rip Curl Pro Bells Beach	Western Australia Margaret River Pro	Surf Ranch Pro	Surf City El Salvador Pro Presented by Corona	VIVO Rio Pro presented by Corona	Corona Open J-Bay	SHISEIDO Tahiti Pro Presented by Outerknown	Rip Curl WSL Finals	
5th	17th	17th	17th	9th	17th	3rd	9th	17th	-	-	

Scoring Range in 2023		
Range	Waves Caught	Percentage of Total Waves Caught
Excellent (8.0-10)	3	2%
Good (6.0-7.9)	21	16%
Average (4.0-5.9)	35	26%
Fair (2.0-3.9)	30	22%
Poor (0-1.9)	42	32%



Career Finishes at Teahupoo	
Year	Round Finish
CT Debut at this Event	

Connor O'Leary (AUS)



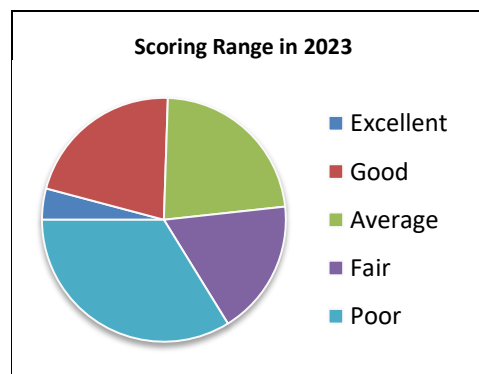
Bio Information	
Age	29
Height	6'0 (185cm)
Weight	187lbs (85kg)
Stance	Goofy
Hometown	Cronulla, NSW
World CT Titles	-

2023 CT Stats	
Rank	11
Total Heat Wins	12
Average Heat Score	11.89
Highest Heat Score	18.24 - Round 2, Corona Open J-Bay v Callum Robson
Best Wave	9.57 - Round 2, Corona Open J-Bay v Callum Robson
Best Finish	5th - MEO Rip Curl Pro Portugal 5th - Rip Curl Pro Bells Beach 5th - Western Australia Margaret River Pro 5th - Surf City El Salvador Pro Presented by Corona 5th - Corona Open J-Bay

Career CT Stats	
Years on Tour	5 (2017-2023)
Total Heat Wins	54
Average Heat Score	11.43
Highest Heat Score	18.24 - Round 2, Corona Open J-Bay 2023 v Callum Robson
Total Events	48
Best Finish	-

2023 CT Finishes										
Billabong Pro Pipeline	Hurley Pro Sunset Beach	MEO Rip Curl Pro Portugal	Rip Curl Pro Bells Beach	Western Australia Margaret River Pro	Surf Ranch Pro	Surf City El Salvador Pro Presented by Corona	VIVO Rio Pro presented by Corona	Corona Open J-Bay	SHISEIDO Tahiti Pro Presented by Outerknown	Rip Curl WSL Finals
17th	33rd	5th	5th	5th	9th	5th	17th	5th	-	-

Scoring Range in 2023		
Range	Waves Caught	Percentage of Total Waves Caught
Excellent (8.0-10)	6	4%
Good (6.0-7.9)	31	21%
Average (4.0-5.9)	33	22%
Fair (2.0-3.9)	26	17%
Poor (0-1.9)	49	33%



Career Finishes at Teahupoo	
Year	Round Finish
2022	Round 3
2018	Round 4
2017	Round 5

Jack Robinson (AUS)



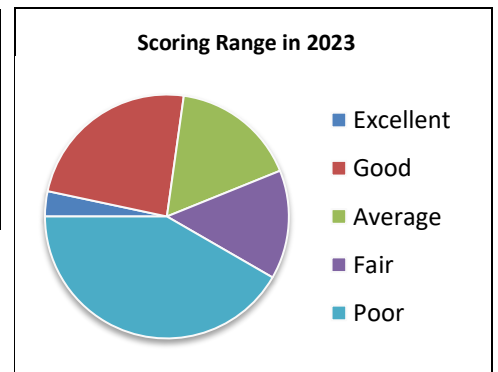
Bio Information	
Age	25
Height	5"10 (180cm)
Weight	178.2lbs (81kg)
Stance	Regular
Hometown	Margaret River, W.A
World CT Titles	-

2023 CT Stats	
Rank	8
Total Heat Wins	17
Average Heat Score	12.29
Highest Heat Score	16.33 - Semi-Finals, Hurley Pro Sunset Beach v Griffin Colapinto
Best Wave	8.97 - Final, MEO Rip Curl Pro Portugal v Joao Chianca
Best Finish	1st - Billabong Pro Pipeline

Career CT Stats	
Years on Tour	8 (2013-2023)
Total Heat Wins	55
Average Heat Score	10.40
Highest Heat Score	18.67 - Round 1, Billabong Pro Pipeline 2022 v Kelly Slater, Lucca Mesinas
Total Events	31
Best Finish - 4 Titles	1st - Billabong Pro Pipeline 2023 1st - Margaret River Pro 2022 1st - Quiksilver Pro G-Land 2022 1st - Corona Open Mexico presented by Quiksilver 2020-21

2023 CT Finishes										
Billabong Pro Pipeline	Hurley Pro Sunset Beach	MEO Rip Curl Pro Portugal	Rip Curl Pro Bells Beach	Western Australia Margaret River Pro	Surf Ranch Pro	Surf City El Salvador Pro Presented by Corona	VIVO Rio Pro presented by Corona	Corona Open J-Bay	SHISEIDO Tahiti Pro Presented by Outerknown	Rip Curl WSL Finals
1st	3rd	2nd	17th	-	17th	17th	17th	5th	-	-

Scoring Range in 2023		
Range	Waves Caught	Percentage of Total Waves Caught
Excellent (8.0-10)	6	3%
Good (6.0-7.9)	43	23%
Average (4.0-5.9)	30	16%
Fair (2.0-3.9)	26	14%
Poor (0-1.9)	75	41%



Career Finishes at Teahupoo	
Year	Round Finish
2022	Round 3

Callum Robson (AUS)



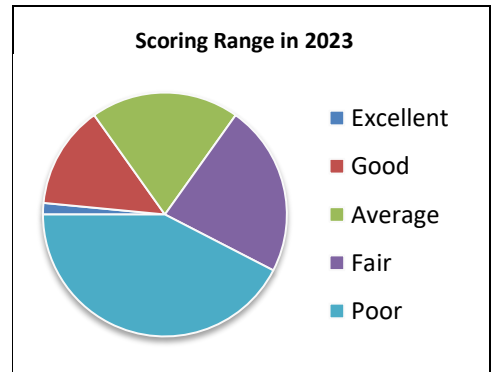
Bio Information	
Age	22
Height	5"10 (178cm)
Weight	173.8lbs (79kg)
Stance	Regular
Hometown	Evans Head, NSW
World CT Titles	-

2023 CT Stats	
Rank	20
Total Heat Wins	7
Average Heat Score	10.01
Highest Heat Score	15.4 - Quarter-Finals, MEO Rip Curl Pro Portugal v Samuel Pupo
Best Wave	10.00 - Round 2, MEO Rip Curl Pro Portugal v Gabriel Medina, Maxime Huscenot
Best Finish	3rd - MEO Rip Curl Pro Portugal

Career CT Stats	
Years on Tour	2 (2022-2023)
Total Heat Wins	21
Average Heat Score	10.22
Highest Heat Score	15.57 - Round 2, Oi Rio Pro 2022 v Gabriel Medina
Total Events	19
Best Finish	-

2023 CT Finishes										
Billabong Pro Pipeline	Hurley Pro Sunset Beach	MEO Rip Curl Pro Portugal	Rip Curl Pro Bells Beach	Western Australia Margaret River Pro	Surf Ranch Pro	Surf City El Salvador Pro Presented by Corona	VIVO Rio Pro presented by Corona	Corona Open J-Bay	SHISEIDO Tahiti Pro Presented by Outerknown	Rip Curl WSL Finals
9th	17th	3rd	3rd	9th	17th	9th	17th	17th	-	-

Scoring Range in 2023		
Range	Waves Caught	Percentage of Total Waves Caught
Excellent (8.0-10)	2	1%
Good (6.0-7.9)	18	13%
Average (4.0-5.9)	26	19%
Fair (2.0-3.9)	30	22%
Poor (0-1.9)	56	42%



Career Finishes at Teahupoo	
Year	Round Finish
2022	Round 2

Kelly Slater (USA)



Bio Information	
Age	51
Height	5'8 (175cm)
Weight	158.4lbs (72kg)
Stance	Regular
Hometown	Cocoa Beach, Florida
World CT Titles	2011, 2010, 2008, 2006, 2005, 1998, 1997, 1996, 1995, 1994, 1992

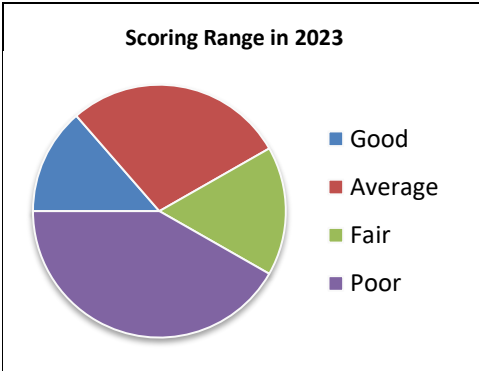
2023 CT Stats	
Rank	23
Total Heat Wins	4
Average Heat Score	9.69
Highest Heat Score	14.17 - Round 1, Western Australia Margaret River Pro v Joao Chianca, Jack Thomas
Best Wave	7.83 - Round 3, Western Australia Margaret River Pro v Liam O'Brien
Best Finish	9th - Hurley Pro Sunset Beach 9th - Surf Ranch Pro

Career CT Stats	
Years on Tour	34 (1989-2023)
Total Heat Wins	863
Average Heat Score	22.07
Highest Heat Score	101.90 - Round 3, Quiksilver Lacanau Pro 1990 v Nicky Wood
Total Events	292
Best Finish - 56 Titles	1st - Billabong Pro Pipeline 2022 1st - Billabong Pro Tahiti 2016 1st - Quiksilver Pro Gold Coast 2013 1st - Volcom Fiji Pro 2013 1st - Billabong Pipeline Masters 2013 1st - Volcom Fiji Pro 2012 1st - Hurley Pro Trestles 2012 1st - Quiksilver Pro France 2012 1st - Quiksilver Pro Gold Coast 2011 1st - Billabong Pro Tahiti 2011 1st - Hurley Pro Trestles 2011 1st - Rip Curl Pro Bells Beach 2010 1st - Hurley Pro Trestles 2010 1st - Rip Curl Pro Portugal 2010 1st - Rip Curl Search 2010 1st - Hang Loose Santa Catarina Pro 2009 1st - Quiksilver Pro Gold Coast 2008 1st - Rip Curl Pro Bells Beach 2008 1st - Boost Mobile Pro 2008 1st - Billabong Pipeline Masters 2008 1st - Globe Pro Fiji 2008 1st - Billabong Pro J-Bay 2008 1st - Boost Mobile Pro 2007 1st - Quiksilver Pro Gold Coast 2006 1st - Rip Curl Pro Bells Beach 2006 1st - Billabong Pro Tahiti 2005 1st - Globe WCT Fiji 2005 1st - Billabong Pro J-Bay 2005 1st - Boost Mobile Pro 2005 1st - Billabong Pro Tahiti 2003 1st - Billabong Pro J-Bay 2003 1st - Billabong Pro Mundaka 2003 1st - Nova Schin Festival Brazil 2003 1st - Gotcha Pro Tahiti 2000 1st - Mountain Dew Gerry Lopez Pipe Masters 1999 1st - Billabong Pro Gold Coast 1998 1st - Coca-Cola Surf Classic 1997 1st - Billabong Pro Gold Coast 1997 1st - Tokushima Pro 1997 1st - Marui Pro 1997 1st - Kaiser Summer Surf 1997 1st - Coke Surf Classic 1996

1st - Rip Curl Pro Saint Leu 1996 1st - CSI Presents the Billabong Pro 1996 1st - US Open of Surfing 1996 1st - Rip Curl Pro Hossegor 1996 1st - Quiksilver Surf Masters 1996 1st - Chiemsee Gerry Lopez Pipe Masters 1996 1st - Quiksilver Pro 1995 1st - Chiemsee Pipe Masters 1995 1st - Rip Curl Pro Bells Beach 1994 1st - Chiemsee Gerry Lopez Pipe Masters 1994 1st - Gotcha Lacanau Pro 1994 1st - Marui Pro 1993 1st - Rip Curl Pro Landes 1992 1st - Marui Masters Pipeline 1992

2023 CT Finishes										
Billabong Pro Pipeline	Hurley Pro Sunset Beach	MEO Rip Curl Pro Portugal	Rip Curl Pro Bells Beach	Western Australia Margaret River Pro	Surf Ranch Pro	Surf City El Salvador Pro Presented by Corona	VIVO Rio Pro presented by Corona	Corona Open J-Bay	SHISEIDO Tahiti Pro Presented by Outerknown	Rip Curl WSL Finals
17th	9th	17th	17th	17th	9th	17th	-	17th	-	-

Scoring Range in 2023		
Range	Waves Caught	Percentage of Total Waves Caught
Good (6.0-7.9)	14	13%
Average (4.0-5.9)	29	28%
Fair (2.0-3.9)	17	16%
Poor (0-1.9)	43	41%



Career Finishes at Teahupoo	
Year	Round Finish
2022	Semi-Finals
2019	Round 3
2016	Final
2015	Quarter-Finals
2014	Final
2013	Final
2012	Round 3
2011	Final
2010	Semi-Finals
2009	Round 2
2008	Round 3
2007	Round 4
2006	Semi-Finals
2005	Final
2004	Semi-Finals
2003	Final
2002	Round 3
2000	Final

Jordy Smith (ZAF)



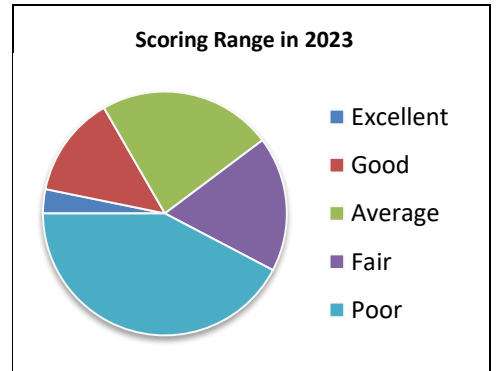
Bio Information	
Age	35
Height	6'3 (191cm)
Weight	189.2lbs (86kg)
Stance	Regular
Hometown	Durban
World CT Titles	-

2023 CT Stats	
Rank	16
Total Heat Wins	7
Average Heat Score	11.60
Highest Heat Score	17.50 - Round 2, Corona Open J-Bay v Caio Ibelli
Best Wave	9.00 - Round 2, Corona Open J-Bay v Caio Ibelli
Best Finish	5th - Billabong Pro Pipeline

Career CT Stats	
Years on Tour	17 (2006-2023)
Total Heat Wins	292
Average Heat Score	13.14
Highest Heat Score	20.00 - Round 3, Corona Open J-Bay 2017 v Leonardo Fioravanti
Total Events	145
Best Finish - 6 Titles	1st - Rip Curl Pro Bells Beach 2017 1st - Hurley Pro Trestles 2016 1st - Hurley Pro Trestles 2014 1st - Billabong Rio Pro 2013 1st - Billabong Pro J-Bay 2011 1st - Billabong Pro J-Bay 2010

2023 CT Finishes										
Billabong Pro Pipeline	Hurley Pro Sunset Beach	MEO Rip Curl Pro Portugal	Rip Curl Pro Bells Beach	Western Australia Margaret River Pro	Surf Ranch Pro	Surf City El Salvador Pro Presented by Corona	VIVO Rio Pro presented by Corona	Corona Open J-Bay	SHISEIDO Tahiti Pro Presented by Outerknown	Rip Curl WSL Finals
5th	17th	17th	9th	9th	9th	17th	9th	9th	-	-

Scoring Range in 2023		
Range	Waves Caught	Percentage of Total Waves Caught
Excellent (8.0-10)	5	3%
Good (6.0-7.9)	21	13%
Average (4.0-5.9)	36	23%
Fair (2.0-3.9)	28	17%
Poor (0-1.9)	66	42%



Career Finishes at Teahupoo	
Year	Round Finish
2022	Round 3
2019	Semi-Finals
2018	Round 3
2017	Semi-Finals
2016	Round 5
2014	Round 2
2013	Round 5
2012	Round 2
2011	Round 3
2010	Round 3
2009	Round 3
2008	Round 3

Filipe Toledo (BRA)



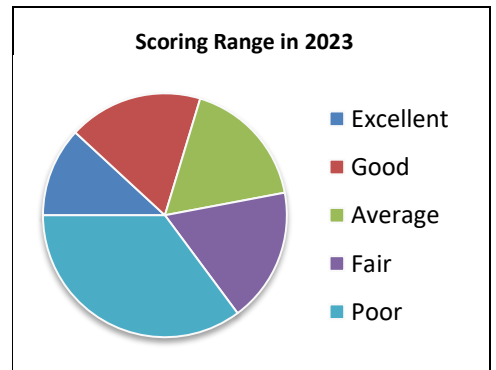
Bio Information	
Age	28
Height	5'8 (175cm)
Weight	140.8lbs (64kg)
Stance	Regular
Hometown	Ubatuba, Sao Paulo
World CT Titles	2022

2023 CT Stats	
Rank	1
Total Heat Wins	27
Average Heat Score	13.52
Highest Heat Score	18.76 - Final, Corona Open J-Bay v Ethan Ewing
Best Wave	9.93 - Final, Corona Open J-Bay v Ethan Ewing
Best Finish - 3 Titles	1st - Hurley Pro Sunset Beach 1st - Surf City El Salvador Pro Presented by Corona 1st - Corona Open J-Bay

Career CT Stats	
Years on Tour	10 (2013-2023)
Total Heat Wins	230
Average Heat Score	13.34
Highest Heat Score	19.87 - Final, Oi Rio Pro 2015 v Bede Durbidge
Total Events	100
Best Finish - 15 Titles	1st - Hurley Pro Sunset Beach 2023 1st - Surf City El Salvador Pro Presented by Corona 2023 1st - Corona Open J-Bay 2023 1st - Rip Curl Pro Bells Beach 2022 1st - Oi Rio Pro 2022 1st - Boost Mobile Margaret River Pro presented by Corona 2020-21 1st - Jeep Surf Ranch Pro presented by Adobe 2020-21 1st - Oi Rio Pro 2019 1st - Oi Rio Pro 2018 1st - Corona Open J-Bay 2018 1st - Hurley Pro 2017 1st - Corona Open J-Bay 2017 1st - Quiksilver Pro Gold Coast 2015 1st - Oi Rio Pro 2015 1st - Moche Rip Curl Pro Portugal 2015


2023 CT Finishes										
Billabong Pro Pipeline	Hurley Pro Sunset Beach	MEO Rip Curl Pro Portugal	Rip Curl Pro Bells Beach	Western Australia Margaret River Pro	Surf Ranch Pro	Surf City El Salvador Pro Presented by Corona	VIVO Rio Pro presented by Corona	Corona Open J-Bay	SHISEIDO Tahiti Pro Presented by Outerknown	Rip Curl WSL Finals
5th	1st	4th	3rd	5th	3rd	1st	9th	1st	-	-

Scoring Range in 2023		
Range	Waves Caught	Percentage of Total Waves Caught
Excellent (8.0-10)	26	11%
Good (6.0-7.9)	39	17%
Average (4.0-5.9)	38	17%
Fair (2.0-3.9)	39	17%
Poor (0-1.9)	77	35%



Career Finishes at Teahupoo	
Year	Round Finish
2022	Round 2
2019	Round 4
2018	Semi-Finals
2017	Round 2
2016	Round 2
2015	Round 5
2013	Round 2

Kauli Vaast (FRA)



Bio Information	
Age	21
Height	-
Weight	-
Stance	Goofy
Hometown	Teahupo'o
World CT Titles	-

2023 CT Stats	
Rank	-
Total Heat Wins	-
Average Heat Score	-
Highest Heat Score	-
Best Wave	-
Best Finish	-

Career CT Stats	
Years on Tour	2 (2019-2022)
Total Heat Wins	5
Average Heat Score	13.39
Highest Heat Score	17.33 - Semi-Finals, Outerknown Tahiti Pro 2022 v Kelly Slater
Total Events	2
Best Finish	-

2023 CT Finishes										
Billabong Pro Pipeline	Hurley Pro Sunset Beach	MEO Rip Curl Pro Portugal	Rip Curl Pro Bells Beach	Western Australia Margaret River Pro	Surf Ranch Pro	Surf City El Salvador Pro Presented by Corona	VIVO Rio Pro presented by Corona	Corona Open J-Bay	SHISEIDO Tahiti Pro Presented by Outerknown	Rip Curl WSL Finals
-	-	-	-	-	-	-	-	-	-	-

Scoring Range in 2023		
Range	Waves Caught	Percentage of Total Waves Caught

Scoring Range in 2023

Career Finishes at Teahupoo	
Year	Round Finish
2022	Final
2019	Round 4

Rio Waida (IND)



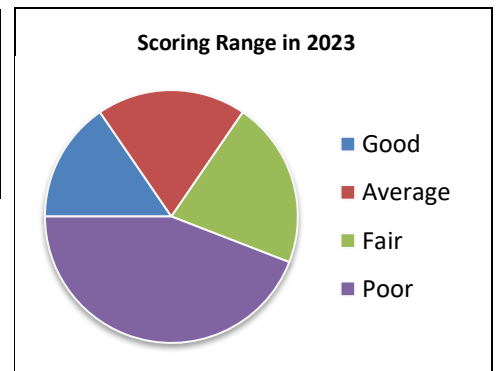
Bio Information	
Age	23
Height	-
Weight	-
Stance	Regular
Hometown	Bali
World CT Titles	-

2023 CT Stats	
Rank	21
Total Heat Wins	7
Average Heat Score	10.41
Highest Heat Score	15.16 - Round 1, MEO Rip Curl Pro Portugal v Gabriel Medina, Jordy Smith
Best Wave	7.83 - Round 1, MEO Rip Curl Pro Portugal v Gabriel Medina, Jordy Smith
Best Finish	5th - MEO Rip Curl Pro Portugal

Career CT Stats	
Years on Tour	4 (2019-2023)
Total Heat Wins	10
Average Heat Score	10.20
Highest Heat Score	15.16 - Round 1, MEO Rip Curl Pro Portugal 2023 v Gabriel Medina, Jordy Smith
Total Events	12
Best Finish	-

2023 CT Finishes										
Billabong Pro Pipeline	Hurley Pro Sunset Beach	MEO Rip Curl Pro Portugal	Rip Curl Pro Bells Beach	Western Australia Margaret River Pro	Surf Ranch Pro	Surf City El Salvador Pro Presented by Corona	VIVO Rio Pro presented by Corona	Corona Open J-Bay	SHISEIDO Tahiti Pro Presented by Outerknown	Rip Curl WSL Finals
9th	17th	5th	33rd	33rd	17th	9th	17th	9th	-	-

Scoring Range in 2023		
Range	Waves Caught	Percentage of Total Waves Caught
Good (6.0-7.9)	21	15%
Average (4.0-5.9)	26	19%
Fair (2.0-3.9)	29	21%
Poor (0-1.9)	60	44%



Career Finishes at Teahupoo	
Year	Round Finish
CT Debut at this Event	