



19	-	Bronte Macaulay	AUS	6085	-	-	-	-	3	-	-	-	-	-	-
20	-	Alyssa Spencer	AUS	5220	9	-	-	-	-	9	-	-	-	-	-
21	+7	Sarah Baum	ZAF	4745	-	-	-	-	-	-	-	-	5	-	-
21	-	Yolanda Hopkins	POR	4745	-	-	5	-	-	-	-	-	-	-	-
23	-1	Luana Silva	HAW	2610	-	9	-	-	-	-	-	-	-	-	-
23	-1	Moana Jones Wong	HAW	2610	9	-	-	-	-	-	-	-	-	-	-
23	-1	Kobie Enright	AUS	2610	-	-	-	9	-	-	-	-	-	-	-
23	-1	Silvana Lima	BRA	2610	-	-	-	-	-	-	-	9	-	-	-
23	-1	Zoe McDougall	HAW	2610	-	9	-	-	-	-	-	-	-	-	-
23	-1	Leilani McGonagle	CRI	2610	-	-	-	-	-	-	9	-	-	-	-

## FIXTURES & RESULTS 2023

Date	Location	Country	Event	Winner	Runner-Up
Jan 29-Feb 10	Banzai Pipeline	Hawaii	Billabong Pro Pipeline	Carissa Moore	Tyler Wright
Feb 12-23	Sunset Beach	Hawaii	Hurley Pro Sunset Beach	Molly Picklum	Caroline Marks
Mar 08-16	Peniche	Portugal	MEO Rip Curl Pro Portugal	Caitlin Simmers	Courtney Conlogue
Apr 04-14	Bells Beach	Australia	Rip Curl Pro Bells Beach	Tyler Wright	Molly Picklum
Apr 20-30	Margaret River Main Break	Australia	Western Australia Margaret River Pro	Carissa Moore	Tyler Wright
May 27-28	Surf Ranch	USA	Surf Ranch Pro	Carissa Moore	Caroline Marks
Jun 09-18	Punta Roca	El Salvador	Surf City El Salvador Pro	Caroline Marks	Tyler Wright
Jun 23-Jul 01	Saquarema	Brazil	VIVO Rio Pro Presented By Corona	Caitlin Simmers	Tyler Wright
Jul 13-22	Jeffery's Bay	South Africa	Corona Open J-Bay	Lakey Peterson	Molly Picklum
Aug 11-20	Teahupoo	Tahiti	SHISEIDO Tahiti Pro Presented By Outerknown	-	-
Sep 07-15	Lower Trestles	USA	Rip Curl WSL Finals	-	-

## PAST WORLD CHAMPIONS (1977-2022)

Season	Winner	Country
1977	Margo Oberg	Hawaii
1978	Lynne Boyer	Hawaii
1979	Lynne Boyer	Hawaii
1980	Margo Oberg	Hawaii
1981	Margo Oberg	Hawaii
1982	Debbie Beacham	USA
1983-84	Kim Mearig	USA
1984-85	Freida Zamba	USA
1985-86	Freida Zamba	USA
1986-87	Freida Zamba	USA
1987-88	Wendy Botha	South Africa
1988	Freida Zamba	USA
1989	Wendy Botha	Australia
1990	Pam Burrige	Australia
1991	Wendy Botha	Australia
1992	Wendy Botha	Australia
1993	Pauline Menczer	Australia
1994	Lisa Andersen	USA
1995	Lisa Andersen	USA
1996	Lisa Andersen	USA
1997	Lisa Andersen	USA
1998	Layne Beachley	Australia
1999	Layne Beachley	Australia
2000	Layne Beachley	Australia
2001	Layne Beachley	Australia
2002	Layne Beachley	Australia
2003	Layne Beachley	Australia
2004	Sofia Mulanovich	Peru
2005	Chelsea Hedges	Australia
2006	Layne Beachley	Australia
2007	Stephanie Gilmore	Australia
2008	Stephanie Gilmore	Australia
2009	Stephanie Gilmore	Australia
2010	Stephanie Gilmore	Australia
2011	Carissa Moore	Hawaii
2012	Stephanie Gilmore	Australia
2013	Carissa Moore	Hawaii
2014	Stephanie Gilmore	Australia
2015	Carissa Moore	Hawaii
2016	Tyler Wright	Australia
2017	Tyler Wright	Australia
2018	Stephanie Gilmore	Australia
2019	Carissa Moore	Hawaii
2020-21	Carissa Moore	Hawaii
2022	Stephanie Gilmore	Australia

## TEAHUPOO EVENT HISTORY (1999-2022)

Season	Winner	Country	Stance	Score	Runner-Up
1999	Kate Skarratt	AUS	Goofy	21.50	Melanie Redman-Carr
2000	Keala Kennelly	HAW	Goofy	12.90	Serena Brooke
2001	Layne Beachley	AUS	Regular	16.75	Rochelle Ballard
2002	Keala Kennelly	HAW	Goofy	22.90	Layne Beachley
2003	Keala Kennelly	HAW	Goofy	9.83	Rochelle Ballard
2004	Sofia Mulanovich	PER	Regular	14.23	Rochelle Ballard
2005	Chelsea Hedges	AUS	Goofy	14.00	Melanie Redman-Carr
2006	Melanie Redman-Carr	AUS	Regular	13.50	Chelsea Hedges
2022	Courtney Conlogue	USA	Regular	11.67	Brisa Hennessy

## EVENT MULTIPLE WINNERS (1999-2022)

Total Victories	Surfer	Country	Years
3	Keala Kennelly	HAW	2000, 2002, 2003

## EVENT APPEARANCE RECORDS (1999-2022)

Total Events	Surfer	Span
8	Megan Abubo	1999-2006
8	Rochelle Ballard	1999-2006
8	Layne Beachley	1999-2006
8	Keala Kennelly	1999-2006
8	Jacqueline Silva	1999-2006
8	Melanie Redman-Carr	1999-2006
7	Trudy Todd	1999-2006
7	Heather Clark	2000-2006
6	Serena Brooke	1999-2006
6	Maria Tita Tavares	1999-2005
6	Pauline Menczer	1999-2004

# WSL 2023 CT SEASON LEADERS

Average Heat Score	
Surfer	Average
Carissa Moore	12.34
Caroline Marks	11.97
Tyler Wright	11.72
Stephanie Gilmore	11.63
Molly Picklum	11.45
Gabriela Bryan	11.38
Johanne Defay	11.25
Lahey Peterson	11.06
Sophie McCulloch	10.92
Bettylou Sakura Johnson	10.76

Highest Scoring Heat		
Surfer	Heat Score	Event
Carissa Moore	18.13	Western Australia Margaret River Pro
Carissa Moore	18.00	Surf Ranch Pro
Caroline Marks	17.80	Corona Open J-Bay
Carissa Moore	17.54	Surf City El Salvador Pro
Caroline Marks	17.27	Western Australia Margaret River Pro
Stephanie Gilmore	16.87	Surf City El Salvador Pro
Tyler Wright	16.83	Western Australia Margaret River Pro
Bettylou Sakura Johnson	16.66	Western Australia Margaret River Pro
Sally Fitzgibbons	16.57	Rip Curl Pro Bells Beach
Carissa Moore	16.27	Corona Open J-Bay

Average Wave Score	
Surfer	Average
Caroline Marks	4.30
Gabriela Bryan	4.02
Johanne Defay	3.82
Carissa Moore	3.81
Lahey Peterson	3.73
Molly Picklum	3.72
Stephanie Gilmore	3.68
Caitlin Simmers	3.56
Bronte Macaulay	3.46
Tyler Wright	3.46

Most Total Heat Wins	
Surfer	Heat Wins
Carissa Moore	23
Tyler Wright	22
Caroline Marks	19
Molly Picklum	18
Caitlin Simmers	13
Gabriela Bryan	9
Lahey Peterson	9
Stephanie Gilmore	9
Bettylou Sakura Johnson	8
Tatiana Weston-Webb	6

Total Waves Caught	
Surfer	Total Waves
Tyler Wright	198
Carissa Moore	173
Molly Picklum	168
Stephanie Gilmore	134
Caitlin Simmers	133
Bettylou Sakura Johnson	131
Tatiana Weston-Webb	131
Caroline Marks	129
Lahey Peterson	121
Gabriela Bryan	103

Highest Scoring Wave		
Surfer	Heat Score	Event
Carissa Moore	9.67	Semi-Finals,Heat 2,Wave 1,Surf Ranch Pro
Carissa Moore	9.63	Quarter-Finals,Heat 2,Wave 6,Western Australia Margaret River Pro
Caroline Marks	9.63	Round 1,Heat 4,Wave 2,Corona Open J-Bay
Carissa Moore	9.37	Quarter-Finals,Heat 3,Wave 2,Surf City El Salvador Pro
Courtney Conlogue	9.00	Final,Heat 1,Wave 1,MEO Rip Curl Pro Portugal
Bettylou Sakura Johnson	8.83	Round 1,Heat 5,Wave 5,Western Australia Margaret River Pro
Carissa Moore	8.83	Quarter-Finals,Heat 3,Wave 5,VIVO Rio Pro Presented By Corona
Caroline Marks	8.83	Quarter-Finals,Heat 4,Wave 4,Western Australia Margaret River Pro
Stephanie Gilmore	8.83	Round 1,Heat 6,Wave 7,Rip Curl Pro Bells Beach
Tyler Wright	8.83	Round 1,Heat 2,Wave 3,Western Australia Margaret River Pro

Highest % of Excellent Scores of total waves caught	
Surfer	Excellent Scores (8.0 – 10.0)
Carissa Moore	8%
Stephanie Gilmore	6%
Caroline Marks	6%
Tyler Wright	5%
Caitlin Simmers	4%
Bettylou Sakura Johnson	2%
Sally Fitzgibbons	2%
Courtney Conlogue	1%
Tatiana Weston-Webb	1%
Molly Picklum	1%

# 2023 SURFERS BIOS

## Gabriela Bryan (HAW)



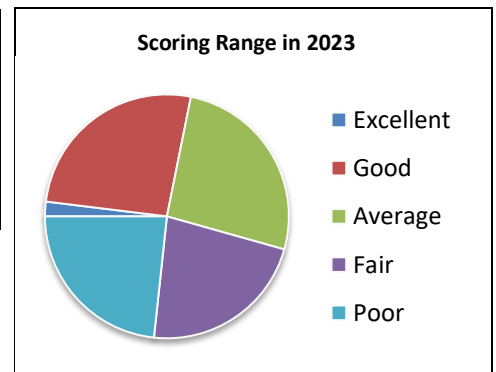
Bio Information	
Age	21
Height	-
Weight	-
Stance	Regular
Hometown	Kilauea, Kauai
World CT Titles	-

2023 CT Stats	
Rank	9
Total Heat Wins	9
Average Heat Score	11.38
Highest Heat Score	15.00 - Round 2, Surf City El Salvador Pro v Lakey Peterson 15.00 - Quarter-Finals, Hurley Pro Sunset Beach v Carissa Moore
Best Wave	8.17 - Round 2, Western Australia Margaret River Pro v Brisa Hennessy, Isabella Nichols
Best Finish	3rd - Hurley Pro Sunset Beach

Career CT Stats	
Years on Tour	2 (2019-2023)
Total Heat Wins	9
Average Heat Score	11.06
Highest Heat Score	15.00 - Round 2, Surf City El Salvador Pro 2023 v Lakey Peterson 15.00 - Quarter-Finals, Hurley Pro Sunset Beach 2023 v Carissa Moore
Total Events	20
Best Finish	-

2023 CT Finishes										
Billabong Pro Pipeline	Hurley Pro Sunset Beach	MEO Rip Curl Pro Portugal	Rip Curl Pro Bells Beach	Western Australia Margaret River Pro	Surf Ranch Pro	Surf City El Salvador Pro	VIVO Rio Pro Presented By Corona	Corona Open J-Bay	SHISEIDO Tahiti Pro Presented By Outerknown	Rip Curl WSL Finals
5th	3rd	9th	9th	9th	9th	5th	5th	5th	-	-


Scoring Range in 2023		
Range	Waves Caught	Percentage of Total Waves Caught
Excellent (8.0-10)	2	1%
Good (6.0-7.9)	27	26%
Average (4.0-5.9)	27	26%
Fair (2.0-3.9)	23	22%
Poor (0-1.9)	24	23%



Career Finishes at Teahupoo	
Year	Round Finish
2022	Round 2



## Johanne Defay (FRA)



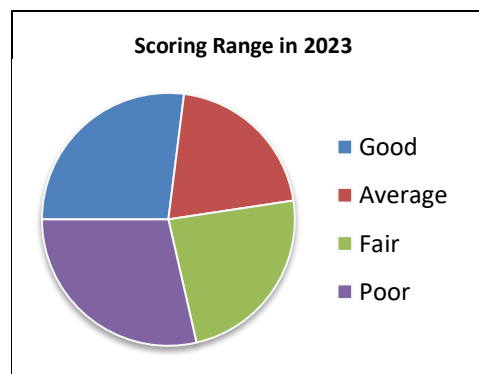
Bio Information	
Age	29
Height	5'4 (165cm)
Weight	132lbs (60kg)
Stance	Regular
Hometown	La Reunion
World CT Titles	-

2023 CT Stats	
Rank	11
Total Heat Wins	0
Average Heat Score	11.25
Highest Heat Score	15.03 - Round 1, Surf Ranch Pro v Carissa Moore, Caitlin Simmers, Bettylou Sakura Johnson
Best Wave	7.93 - Round 1, Surf Ranch Pro v Carissa Moore, Caitlin Simmers, Bettylou Sakura Johnson
Best Finish	5th - Surf Ranch Pro

Career CT Stats	
Years on Tour	8 (2012-2023)
Total Heat Wins	88
Average Heat Score	11.79
Highest Heat Score	18.60 - Round 4, Fiji Women's Pro 2015 v Tyler Wright
Total Events	86
Best Finish - 5 Titles	1st - Roxy Pro G-Land 2022 1st - Jeep Surf Ranch Pro presented by Adobe 2020-21 1st - Margaret River Pro/ Uluwatu CT 2018 1st - Fiji Women's Pro 2016 1st - Women's Vans US Open of Surfing 2015

2023 CT Finishes										
Billabong Pro Pipeline	Hurley Pro Sunset Beach	MEO Rip Curl Pro Portugal	Rip Curl Pro Bells Beach	Western Australia Margaret River Pro	Surf Ranch Pro	Surf City El Salvador Pro	VIVO Rio Pro Presented By Corona	Corona Open J-Bay	SHISEIDO Tahiti Pro Presented By Outerknown	Rip Curl WSL Finals
-	-	-	17th	9th	5th	9th	9th	9th	-	-

Scoring Range in 2023		
Range	Waves Caught	Percentage of Total Waves Caught
Good (6.0-7.9)	17	26%
Average (4.0-5.9)	13	20%
Fair (2.0-3.9)	15	23%
Poor (0-1.9)	18	28%



Career Finishes at Teahupoo	
Year	Round Finish
2022	Round 2

## Vahine Fierro (PYF)



Bio Information	
Age	23
Height	5"3 (162cm)
Weight	99lbs (45kg)
Stance	Goofy
Hometown	Fare, Huahine
World CT Titles	-

2023 CT Stats	
Rank	-
Total Heat Wins	-
Average Heat Score	-
Highest Heat Score	-
Best Wave	-
Best Finish	-

Career CT Stats	
Years on Tour	2 (2018-2019)
Total Heat Wins	2
Average Heat Score	10.54
Highest Heat Score	11.16 - Round 3, Roxy Pro France 2019 v Courtney Conlogue
Total Events	3
Best Finish	-

2023 CT Finishes										
Billabong Pro Pipeline	Hurley Pro Sunset Beach	MEO Rip Curl Pro Portugal	Rip Curl Pro Bells Beach	Western Australia Margaret River Pro	Surf Ranch Pro	Surf City El Salvador Pro	VIVO Rio Pro Presented By Corona	Corona Open J-Bay	SHISEIDO Tahiti Pro Presented By Outerknown	Rip Curl WSL Finals
-	-	-	-	-	-	-	-	-	-	-

Scoring Range in 2023		
Range	Waves Caught	Percentage of Total Waves Caught

Scoring Range in 2023

Career Finishes at Teahupoo	
Year	Round Finish
2022	Semi-Finals

## Stephanie Gilmore (AUS)



Bio Information	
Age	35
Height	5"10 (178cm)
Weight	147.4lbs (67kg)
Stance	Regular
Hometown	Kingscliff, NSW
World CT Titles	2022, 2018, 2014, 2012, 2010, 2009, 2008, 2007

2023 CT Stats	
Rank	7
Total Heat Wins	9
Average Heat Score	11.63
Highest Heat Score	16.87 - Quarter-Finals, Surf City El Salvador Pro v Molly Picklum
Best Wave	8.83 - Round 1, Rip Curl Pro Bells Beach v Courtney Conlogue, Brisa Hennessy
Best Finish	3rd - Rip Curl Pro Bells Beach 3rd - Surf City El Salvador Pro

Career CT Stats	
Years on Tour	16 (2005-2023)
Total Heat Wins	313
Average Heat Score	13.58
Highest Heat Score	19.77 - Round 2, Roxy Pro Gold Coast 2016 v Coco Ho
Total Events	139
Best Finish - 33 Titles	1st - Surf City El Salvador Pro 2022 1st - Corona Open Mexico presented by Quiksilver 2020-21 1st - Corona Bali Protected 2019 1st - Hawaii Pro 2019 1st - Rip Curl Women's Pro Bells Beach 2018 1st - Oi Rio Women's Pro 2018 1st - Corona Open J-Bay 2018 1st - Roxy Pro Gold Coast 2017 1st - Maui Women's Pro 2017 1st - Roxy Pro Gold Coast 2014 1st - Swatch Women's Pro Trestles 2014 1st - Cascais Women's Pro 2014 1st - Roxy Pro Gold Coast 2012 1st - TSB Bank NZ Surf Festival 2012 1st - Roxy Pro France 2012 1st - Roxy Pro France 2011 1st - Roxy Pro Gold Coast 2010 1st - Rip Curl Pro Bells Beach 2010 1st - Commonwealth Bank Beachley Classic 2010 1st - Rip Curl Search 2010 1st - Billabong Pro Maui 2009 1st - Roxy Pro Gold Coast 2009 1st - Rip Curl Women's Pro Bells Beach 2008 1st - Rip Curl Pro Mademoiselle 2008 1st - Movistar Classic Peru 2008 1st - Roxy Pro Sunset Beach 2008 1st - Billabong Pro Maui 2008 1st - Rip Curl Women's Pro Bells Beach 2007 1st - NAB Beachley Classic 2007 1st - Mancora Peru Classic 2007 1st - Billabong Pro 2007 1st - Havaianas Beachley Classic 2006 1st - Roxy Pro Gold Coast 2005


2023 CT Finishes										
Billabong Pro Pipeline	Hurley Pro Sunset Beach	MEO Rip Curl Pro Portugal	Rip Curl Pro Bells Beach	Western Australia Margaret River Pro	Surf Ranch Pro	Surf City El Salvador Pro	VIVO Rio Pro Presented By Corona	Corona Open J-Bay	SHISEIDO Tahiti Pro Presented By Outerknown	Rip Curl WSL Finals
17th	5th	9th	3rd	5th	5th	3rd	9th	5th	-	-

Scoring Range in 2023		
Range	Waves Caught	Percentage of Total Waves Caught
Excellent (8.0-10)	9	6%
Good (6.0-7.9)	24	17%
Average (4.0-5.9)	26	19%
Fair (2.0-3.9)	33	24%
Poor (0-1.9)	42	31%



Career Finishes at Teahupoo	
Year	Round Finish
2022	Quarter-Finals

# Caroline Marks (USA)



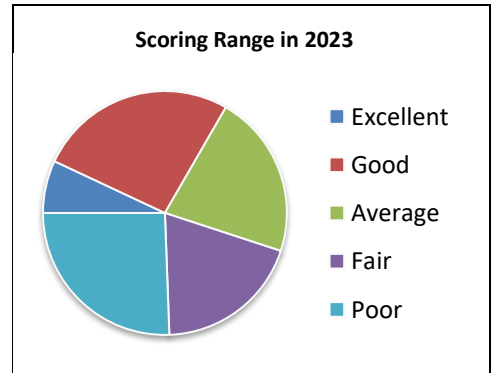
Bio Information	
Age	21
Height	5'4 (165cm)
Weight	127.6lbs (58kg)
Stance	Goofy
Hometown	Melbourne, Florida
World CT Titles	-

2023 CT Stats	
Rank	3
Total Heat Wins	19
Average Heat Score	11.97
Highest Heat Score	17.80 - Round 1, Corona Open J-Bay v Stephanie Gilmore, Bettylou Sakura Johnson
Best Wave	9.63 - Round 1, Corona Open J-Bay v Stephanie Gilmore, Bettylou Sakura Johnson
Best Finish	1st - Surf City El Salvador Pro

Career CT Stats	
Years on Tour	5 (2015-2023)
Total Heat Wins	48
Average Heat Score	10.79
Highest Heat Score	17.80 - Round 1, Corona Open J-Bay 2023 v Stephanie Gilmore, Bettylou Sakura Johnson
Total Events	43
Best Finish - 4 Titles	1st - Surf City El Salvador Pro 2023 1st - Rip Curl Narrabeen Classic presented by Corona 2020-21 1st - Boost Mobile Pro Gold Coast 2019 1st - MEO Rip Curl Pro 2019

2023 CT Finishes										
Billabong Pro Pipeline	Hurley Pro Sunset Beach	MEO Rip Curl Pro Portugal	Rip Curl Pro Bells Beach	Western Australia Margaret River Pro	Surf Ranch Pro	Surf City El Salvador Pro	VIVO Rio Pro Presented By Corona	Corona Open J-Bay	SHISEIDO Tahiti Pro Presented By Outerknown	Rip Curl WSL Finals
9th	2nd	9th	5th	3rd	2nd	1st	3rd	5th	-	-

Scoring Range in 2023		
Range	Waves Caught	Percentage of Total Waves Caught
Excellent (8.0-10)	9	6%
Good (6.0-7.9)	34	26%
Average (4.0-5.9)	28	21%
Fair (2.0-3.9)	25	19%
Poor (0-1.9)	33	25%



Career Finishes at Teahupoo	
Year	Round Finish
2022	Quarter-Finals

## Carissa Moore (HAW)



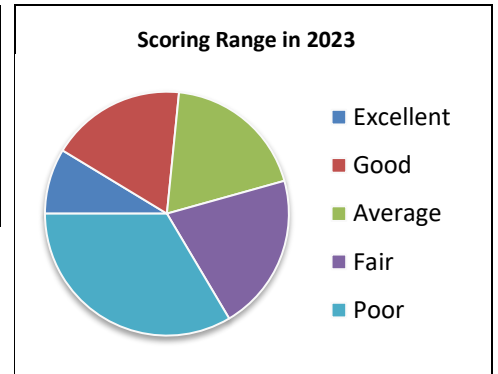
Bio Information	
Age	30
Height	5'6 (170cm)
Weight	138.6lbs (63kg)
Stance	Regular
Hometown	Honolulu, Oahu
World CT Titles	2020-21, 2019, 2015, 2013, 2011

2023 CT Stats	
Rank	1
Total Heat Wins	23
Average Heat Score	12.34
Highest Heat Score	18.13 - Quarter-Finals, Western Australia Margaret River Pro v Lakey Peterson
Best Wave	9.67 - Semi-Finals, Surf Ranch Pro v Tatiana Weston-Webb
Best Finish - 3 Titles	1st - Billabong Pro Pipeline 1st - Western Australia Margaret River Pro 1st - Surf Ranch Pro

Career CT Stats	
Years on Tour	15 (2005-2023)
Total Heat Wins	293
Average Heat Score	13.70
Highest Heat Score	19.50 - Final, Target Maui Pro 2015 v Sally Fitzgibbons 19.50 - Round 3, Roxy Pro Gold Coast 2014 v Pauline Ado, Malia Manuel
Total Events	124
Best Finish – 28 Titles	1st - Western Australia Margaret River Pro 2023 1st - Surf Ranch Pro 2023 1st - Billabong Pro Pipeline 2023 1st - Oi Rio Pro 2022 1st - Rip Curl Newcastle Cup presented by Corona 2020-21 1st - Corona J-Bay Open 2019 1st - Roxy Pro France 2019 1st - Surf Ranch Lemoore 2018 1st - Beachwaver Maui Women's Pro 2018 1st - Roxy Pro France 2017 1st - Roxy Pro France 2016 1st - Swatch Women's Pro 2015 1st - Target Maui Pro 2015 1st - Roxy Pro Gold Coast 2015 1st - Rip Curl Women's Pro Bells Beach 2015 1st - Women's Drug Aware Margaret River Pro 2014 1st - Rip Curl Women's Pro Bells Beach 2014 1st - Target Maui Pro 2014 1st - Women's Drug Aware Margaret River Pro 2013 1st - Rip Curl Women's Pro Bells Beach 2013 1st - Vans US Open of Surfing 2013 1st - Cascais Girls Pro 2013 1st - Commonwealth Bank Beachley Classic 2011 1st - Billabong Rio Pro 2011 1st - Roxy Pro Gold Coast 2011 1st - TSB Bank NZ Surf Festival 2010 1st - Rip Curl Pro Portugal 2010 1st - Gidget Pro Sunset Beach 2009

2023 CT Finishes										
Billabong Pro Pipeline	Hurley Pro Sunset Beach	MEO Rip Curl Pro Portugal	Rip Curl Pro Bells Beach	Western Australia Margaret River Pro	Surf Ranch Pro	Surf City El Salvador Pro	VIVO Rio Pro Presented By Corona	Corona Open J-Bay	SHISEIDO Tahiti Pro Presented By Outerknown	Rip Curl WSL Finals
1st	5th	9th	5th	1st	1st	3rd	3rd	3rd	-	-

Scoring Range in 2023		
Range	Waves Caught	Percentage of Total Waves Caught
Excellent (8.0-10)	15	8%
Good (6.0-7.9)	31	17%
Average (4.0-5.9)	33	19%
Fair (2.0-3.9)	36	20%
Poor (0-1.9)	58	33%



Career Finishes at Teahupoo	
Year	Round Finish
2022	Quarter-Finals

# Lakey Peterson (USA)



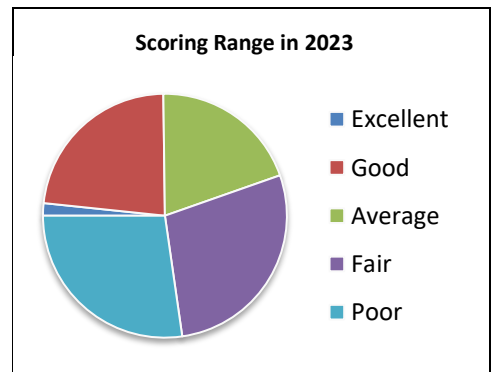
Bio Information	
Age	28
Height	5'6 (170cm)
Weight	129.8lbs (59kg)
Stance	Regular
Hometown	Santa Barbara, California
World CT Titles	-

2023 CT Stats	
Rank	6
Total Heat Wins	9
Average Heat Score	11.06
Highest Heat Score	16.07 - Round 1, Western Australia Margaret River Pro v Stephanie Gilmore, Caitlin Simmers
Best Wave	8.50 - Final, Corona Open J-Bay v Molly Picklum
Best Finish	1st - Corona Open J-Bay

Career CT Stats	
Years on Tour	10 (2011-2023)
Total Heat Wins	141
Average Heat Score	12.83
Highest Heat Score	19.76 - Quarter-Finals, Nike US Open of Surfing 2012 v Sage Erickson
Total Events	92
Best Finish - 6 Titles	1st - Corona Open J-Bay 2023 1st - Margaret River Pro 2019 1st - Freshwater Pro 2019 1st - Roxy Pro Gold Coast 2018 1st - Corona Bali Protected 2018 1st - Nike US Open of Surfing 2012

2023 CT Finishes										
Billabong Pro Pipeline	Hurley Pro Sunset Beach	MEO Rip Curl Pro Portugal	Rip Curl Pro Bells Beach	Western Australia Margaret River Pro	Surf Ranch Pro	Surf City El Salvador Pro	VIVO Rio Pro Presented By Corona	Corona Open J-Bay	SHISEIDO Tahiti Pro Presented By Outerknown	Rip Curl WSL Finals
3rd	9th	<del>17th</del>	9th	5th	5th	9th	5th	1st	-	-

Scoring Range in 2023		
Range	Waves Caught	Percentage of Total Waves Caught
Excellent (8.0-10)	2	1%
Good (6.0-7.9)	28	23%
Average (4.0-5.9)	24	19%
Fair (2.0-3.9)	34	28%
Poor (0-1.9)	33	27%



Career Finishes at Teahupoo	
Year	Round Finish
2022	Quarter-Finals



## Molly Picklum (AUS)



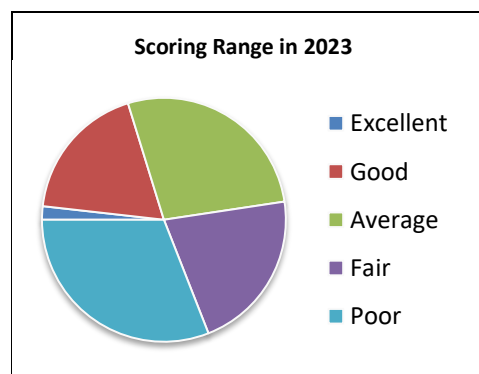
Bio Information	
Age	20
Height	5'4 (165cm)
Weight	136.4lbs (62kg)
Stance	Regular
Hometown	Gosford, NSW
World CT Titles	-

2023 CT Stats	
Rank	4
Total Heat Wins	18
Average Heat Score	11.45
Highest Heat Score	15.83 - Round 2, Surf City El Salvador Pro v Johanne Defay
Best Wave	8.67 - Quarter-Finals, Corona Open J-Bay v Stephanie Gilmore
Best Finish	1st - Hurley Pro Sunset Beach

Career CT Stats	
Years on Tour	1 (2023-2023)
Total Heat Wins	18
Average Heat Score	11.45
Highest Heat Score	15.83 - Round 2, Surf City El Salvador Pro 2023 v Johanne Defay
Total Events	14
Best Finish	1st - Hurley Pro Sunset Beach 2023

2023 CT Finishes										
Billabong Pro Pipeline	Hurley Pro Sunset Beach	MEO Rip Curl Pro Portugal	Rip Curl Pro Bells Beach	Western Australia Margaret River Pro	Surf Ranch Pro	Surf City El Salvador Pro	VIVO Rio Pro Presented By Corona	Corona Open J-Bay	SHISEIDO Tahiti Pro Presented By Outerknown	Rip Curl WSL Finals
5th	1st	5th	2nd	5th	5th	5th	5th	2nd	-	-

Scoring Range in 2023		
Range	Waves Caught	Percentage of Total Waves Caught
Excellent (8.0-10)	3	1%
Good (6.0-7.9)	31	18%
Average (4.0-5.9)	46	27%
Fair (2.0-3.9)	36	21%
Poor (0-1.9)	52	30%



Career Finishes at Teahupoo	
Year	Round Finish
CT Debut at this Event	

## Caitlin Simmers (USA)



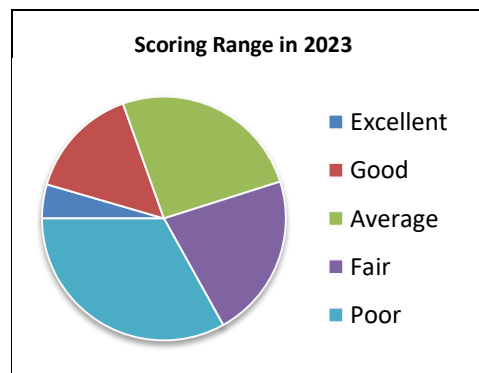
Bio Information	
Age	17
Height	5"2 (158cm)
Weight	114.4lbs (52kg)
Stance	Regular
Hometown	Oceanside, California
World CT Titles	-

2023 CT Stats	
Rank	5
Total Heat Wins	13
Average Heat Score	10.58
Highest Heat Score	15.24 - Round 2, Western Australia Margaret River Pro v Courtney Conlogue, Macy Callaghan
Best Wave	8.67 - Semi-Finals, MEO Rip Curl Pro Portugal v Macy Callaghan
Best Finish - 2 Titles	1st - MEO Rip Curl Pro Portugal 1st - VIVO Rio Pro Presented By Corona

Career CT Stats	
Years on Tour	1 (2023-2023)
Total Heat Wins	13
Average Heat Score	10.58
Highest Heat Score	15.24 - Round 2, Western Australia Margaret River Pro 2023 v Courtney Conlogue, Macy Callaghan
Total Events	10
Best Finish - 2 Titles	1st - MEO Rip Curl Pro Portugal 2023 1st - VIVO Rio Pro Presented By Corona 2023

2023 CT Finishes										
Billabong Pro Pipeline	Hurley Pro Sunset Beach	MEO Rip Curl Pro Portugal	Rip Curl Pro Bells Beach	Western Australia Margaret River Pro	Surf Ranch Pro	Surf City El Salvador Pro	VIVO Rio Pro Presented By Corona	Corona Open J-Bay	SHISEIDO Tahiti Pro Presented By Outerknown	Rip Curl WSL Finals
9th	5th	1st	9th	9th	3rd	9th	1st	9th	-	-

Scoring Range in 2023		
Range	Waves Caught	Percentage of Total Waves Caught
Excellent (8.0-10)	6	4%
Good (6.0-7.9)	20	15%
Average (4.0-5.9)	34	25%
Fair (2.0-3.9)	29	21%
Poor (0-1.9)	44	33%



Career Finishes at Teahupoo	
Year	Round Finish
CT Debut at this Event	

## Tatiana Weston-Webb (BRA)



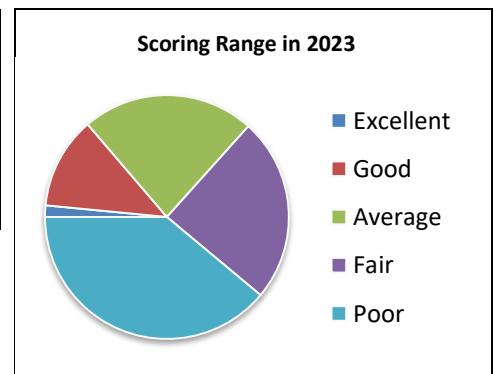
Bio Information	
Age	27
Height	5'4 (163cm)
Weight	123.2lbs (56kg)
Stance	Goofy
Hometown	Princeville, Kauai
World CT Titles	-

2023 CT Stats	
Rank	8
Total Heat Wins	6
Average Heat Score	9.67
Highest Heat Score	15.83 - Round 1, Surf Ranch Pro v Stephanie Gilmore, Tyler Wright, Alyssa Spencer
Best Wave	8.33 - Round 1, Surf Ranch Pro v Stephanie Gilmore, Tyler Wright, Alyssa Spencer
Best Finish	3rd - MEO Rip Curl Pro Portugal 3rd - Surf Ranch Pro

Career CT Stats	
Years on Tour	7 (2014-2023)
Total Heat Wins	96
Average Heat Score	11.87
Highest Heat Score	18.54 - Quarter-Finals, Corona Open J-Bay 2018 v Sage Erickson
Total Events	81
Best Finish - 4 Titles	1st - MEO Pro Portugal 2022 1st - Corona Open J-Bay 2022 1st - Boost Mobile Margaret River Pro presented by Corona 2020-21 1st - Vans US Open of Surfing 2016

2023 CT Finishes										
Billabong Pro Pipeline	Hurley Pro Sunset Beach	MEO Rip Curl Pro Portugal	Rip Curl Pro Bells Beach	Western Australia Margaret River Pro	Surf Ranch Pro	Surf City El Salvador Pro	VIVO Rio Pro Presented By Corona	Corona Open J-Bay	SHISEIDO Tahiti Pro Presented By Outerknown	Rip Curl WSL Finals
5th	9th	3rd	5th	<del>9th</del>	3rd	5th	9th	9th	-	-

Scoring Range in 2023		
Range	Waves Caught	Percentage of Total Waves Caught
Excellent (8.0-10)	2	1%
Good (6.0-7.9)	16	12%
Average (4.0-5.9)	30	22%
Fair (2.0-3.9)	32	24%
Poor (0-1.9)	51	38%



Career Finishes at Teahupoo	
Year	Round Finish
2022	Semi-Finals

# Tyler Wright (AUS)



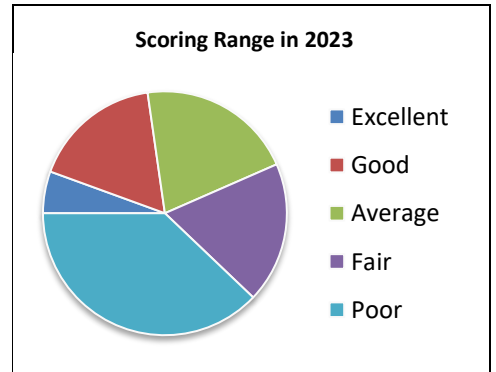
Bio Information	
Age	29
Height	5'6 (170cm)
Weight	149.6lbs (68kg)
Stance	Regular
Hometown	Culburra Beach, NSW
World CT Titles	2017, 2016

2023 CT Stats	
Rank	2
Total Heat Wins	22
Average Heat Score	11.72
Highest Heat Score	16.83 - Round 1, Western Australia Margaret River Pro v Johanne Defay, Macy Callaghan
Best Wave	8.83 - Round 1, Western Australia Margaret River Pro v Johanne Defay, Macy Callaghan
Best Finish	1st - Rip Curl Pro Bells Beach

Career CT Stats	
Years on Tour	13 (2008-2023)
Total Heat Wins	216
Average Heat Score	12.94
Highest Heat Score	19.20 - Final, Roxy Pro France 2014 v Courtney Conlogue
Total Events	98
Best Finish - 16 Titles	1st - Rip Curl Pro Bells Beach 2023 1st - Rip Curl Pro Bells Beach 2022 1st - Maui Pro presented by ROXY 2020-21 1st - Oi Rio Women's Pro 2017 1st - Roxy Pro Gold Coast 2016 1st - Women's Drug Aware Margaret River Pro 2016 1st - Oi Rio Women's Pro 2016 1st - Maui Women's Pro 2016 1st - Swatch Women's Pro 2016 1st - Roxy Pro France 2015 1st - Vans US Open of Surfing 2014 1st - Roxy Pro France 2014 1st - Roxy Pro Gold Coast 2013 1st - Colgate Plax Girls Rio Pro 2013 1st - O'Neill Women's World Cup 2010 1st - Beachley Classic 2008

2023 CT Finishes										
Billabong Pro Pipeline	Hurley Pro Sunset Beach	MEO Rip Curl Pro Portugal	Rip Curl Pro Bells Beach	Western Australia Margaret River Pro	Surf Ranch Pro	Surf City El Salvador Pro	VIVO Rio Pro Presented By Corona	Corona Open J-Bay	SHISEIDO Tahiti Pro Presented By Outerknown	Rip Curl WSL Finals
2nd	3rd	<del>17th</del>	1st	2nd	9th	2nd	2nd	3rd	-	-

Scoring Range in 2023		
Range	Waves Caught	Percentage of Total Waves Caught
Excellent (8.0-10)	11	5%
Good (6.0-7.9)	34	17%
Average (4.0-5.9)	41	20%
Fair (2.0-3.9)	37	18%
Poor (0-1.9)	75	37%



Career Finishes at Teahupoo	
Year	Round Finish
2022	Round 2