



Event Notes – WSL Stop #8

VIVO RIO PRO PRESENTED BY CORONA

Friday 23 June, 2023 – Saturday 1 July, 2023

Men's Championship Tour LEADERBOARD 2023

Rank	+/-	Name	Country	Points	Tour Stop										
					1	2	3	4	5	6	7	8	9	10	11
1	-	Griffin Colapinto	USA	42890	17	2	5	5	2	1	2	-	-	-	-
2	+1	Filipe Toledo	BRA	41660	5	1	17	3	5	3	1	-	-	-	-
3	-1	Joao Chianca	BRA	36320	3	3	1	9	3	5	9	-	-	-	-
4	-	Ethan Ewing	AUS	32215	17	5	9	1	5	3	9	-	-	-	-
5	+1	Gabriel Medina	BRA	28025	9	9	9	9	1	5	9	-	-	-	-
6	-1	Jack Robinson	AUS	27875	1	3	2	17	17	17	17	-	-	-	-
7	-	John John Florence	HAW	24885	5	9	17	3	3	9	17	-	-	-	-
8	+3	Italo Ferreira	BRA	23835	17	9	9	17	9	2	5	-	-	-	-
8	+2	Leonardo Fioravanti	ITA	23835	2	9	17	17	9	5	9	-	-	-	-
10	+2	Connor O'Leary	AUS	23630	17	33	5	5	5	9	5	-	-	-	-
11	-3	Ryan Callinan	AUS	22410	9	17	9	2	9	9	17	-	-	-	-
12	-3	Yago Dora	BRA	22120	9	17	3	9	9	5	17	-	-	-	-
13	+1	Caio Ibelli	BRA	20130	3	5	9	17	17	17	9	-	-	-	-
14	-1	Matthew McGillivray	ZAF	18790	33	5	17	5	9	9	17	-	-	-	-
15	+1	Callum Robson	AUS	18705	9	17	3	33	9	17	9	-	-	-	-
16	+2	Liam O'Brien	AUS	18140	5	17	17	17	9	17	3	-	-	-	-
17	-	Kanoa Igarashi	JAP	17365	17	9	17	9	17	9	5	-	-	-	-
17	-2	Jordy Smith	ZAF	17365	5	17	17	9	9	9	17	-	-	-	-
19	-1	Barron Mamiya	HAW	16800	17	17	9	17	5	17	5	-	-	-	-
20	+1	Ian Gentil	HAW	16715	9	17	9	17	17	17	3	-	-	-	-

21	-1	Rio Waida	IND	14310	9	17	5	33	33	17	9	-	-	-	-
22	+1	Seth Moniz	HAW	12885	9	9	17	17	17	INJ	9	-	-	-	-
23	-2	Kelly Slater	USA	11960	17	9	17	17	17	9	17	-	-	-	-
24	-	Nat Young	USA	8735	17	5	17	17	17	-	-	-	-	-	-
24	-	Samuel Pupo	BRA	8735	17	17	5	17	17	-	-	-	-	-	-
24	-	Jackson Baker	AUS	8735	17	17	17	5	17	-	-	-	-	-	-
27	-	Miguel Pupo	BRA	8235	9	9	17	INJ	INJ	-	-	-	-	-	-
28	-	Michael Rodrigues	BRA	7310	17	17	17	9	33	-	-	-	-	-	-
29	-	Maxime Huscenot	FRA	6245	17	33	32	9	17	-	-	-	-	-	-
30	-	Kolohe Andino	USA	5320	17	17	32	17	17	-	-	-	-	-	-
30	-	Jake Marshall	USA	5320	17	17	17	33	17	-	-	-	-	-	-
32	-	Carlos Munoz	CRI	4255	17	17	17	33	33	-	-	-	-	-	-
32	-	Ezekiel Lau	HAW	4255	17	33	32	17	17	-	-	-	-	-	-
34	-	Joan Duru	FRA	3320	-	-	9	-	-	-	-	-	-	-	-
34	-	Jett Schilling	USA	3320	-	-	-	-	-	9	-	-	-	-	-
34	-	Xavier Huxtable	AUS	3320	-	-	-	9	-	-	-	-	-	-	-
37	-	Morgan Cibilic	AUS	1330	-	-	-	17	-	-	-	-	-	-	-
37	-	Dylan Moffat	AUS	1330	-	-	-	17	-	-	-	-	-	-	-
37	-	Eli Hanneman	HAW	1330	-	17	-	-	-	-	-	-	-	-	-
37	+1 8	Bryan Perez	ESA	1330	-	-	-	-	-	-	17	-	-	-	-
37	-	Jarvis Earle	AUS	1330	-	-	-	-	17	-	-	-	-	-	-
37	-	Jerome Forrest	AUS	1330	-	-	-	-	17	-	-	-	-	-	-
37	-	Owen Wright	AUS	1330	-	-	-	17	-	-	-	-	-	-	-
37	-	Keanu Asing	HAW	1330	-	17	-	-	-	-	-	-	-	-	-
37	-	Jacob Willcox	AUS	1330	-	-	-	-	17	-	-	-	-	-	-
37	-	Reef Heazlewood	AUS	1330	-	-	-	-	17	-	-	-	-	-	-
37	-	Cole Houshmand	USA	1330	-	-	-	-	-	17	-	-	-	-	-
48	-1	Ramzi Boukhiam	MAR	1060	INJ	INJ	INJ	INJ	INJ	-	-	-	-	-	-
48	-1	Jadson Andre	BRA	1060	33	INJ	INJ	INJ	INJ	-	-	-	-	-	-
50	-1	Frederico Morais	POR	265	-	-	32	-	-	-	-	-	-	-	-

FIXTURES & RESULTS 2023

Date	Location	Country	Event	Winner	Runner-Up
Jan 29-Feb 10	Banzai Pipeline	Hawaii	Billabong Pro Pipeline	Jack Robinson	Leonardo Fioravanti
Feb 12-23	Sunset Beach	Hawaii	Hurley Pro Sunset Beach	Filipe Toledo	Griffin Colapinto
Mar 08-16	Peniche	Portugal	MEO Rip Curl Pro Portugal	Joao Chianca	Jack Robinson
Apr 04-14	Bells Beach	Australia	Rip Curl Pro Bells Beach	Ethan Ewing	Ryan Callinan
Apr 20-30	Margaret River Main Break	Australia	Western Australia Margaret River Pro	Gabriel Medina	Griffin Colapinto
May 27-28	Surf Ranch	USA	Surf Ranch Pro	Griffin Colapinto	Italo Ferreira
Jun 09-18	Punta Roca	El Salvador	Surf City El Salvador Pro Presented by Corona	Filipe Toledo	Griffin Colapinto
Jun 23-Jul 01	Saquarema	Brazil	VIVO Rio Pro presented by Corona	-	-
Jul 13-22	Jeffery's Bay	South Africa	Corona Open J-Bay	-	-
Aug 11-20	Teahupoo	Tahiti	SHISEIDO Tahiti Pro Presented by Outerknown	-	-
Sep 07-15	Lower Trestles	USA	Rip Curl WSL Finals	-	-

PAST WORLD CHAMPIONS (1976-2022)

Season	Winner	Country
1976	Peter Townend	Australia
1977	Shaun Tomson	South Africa
1978	Wayne Bartholomew	Australia
1979	Mark Richards	Australia
1980	Mark Richards	Australia
1981	Mark Richards	Australia
1982	Mark Richards	Australia
1983-84	Tom Carroll	Australia
1984-85	Tom Carroll	Australia
1985-86	Tom Curren	USA
1986-87	Tom Curren	USA
1987-88	Damien Hardman	Australia
1988	Barton Lynch	Australia
1989	Martin Potter	Great Britain
1990	Tom Curren	USA
1991	Damien Hardman	Australia
1992	Kelly Slater	USA
1993	Derek Ho	Hawaii
1994	Kelly Slater	USA
1995	Kelly Slater	USA
1996	Kelly Slater	USA
1997	Kelly Slater	USA
1998	Kelly Slater	USA
1999	Mark Occhilupo	Australia
2000	Sunny Garcia	Hawaii
2001	CJ Hobgood	USA
2002	Andy Irons	Hawaii
2003	Andy Irons	Hawaii
2004	Andy Irons	Hawaii
2005	Kelly Slater	USA
2006	Kelly Slater	USA
2007	Mick Fanning	Australia
2008	Kelly Slater	USA
2009	Mick Fanning	Australia
2010	Kelly Slater	USA
2011	Kelly Slater	USA
2012	Joel Parkinson	Australia
2013	Mick Fanning	Australia
2014	Gabriel Medina	Brazil
2015	Adriano de Souza	Brazil
2016	John John Florence	Hawaii
2017	John John Florence	Hawaii
2018	Gabriel Medina	Brazil
2019	Italo Ferreira	Brazil
2020-21	Gabriel Medina	Brazil
2022	Filipe Toledo	Brazil

SAQUAREMA EVENT HISTORY (2002-2022)

Season	Winner	Country	Stance	Score	Runner-Up
2002	Taj Burrow	AUS	Regular	14.25	Mick Fanning
2017	Adriano de Souza	BRA	Regular	17.63	Adrian Buchan
2018	Filipe Toledo	BRA	Regular	17.10	Wade Carmichael
2019	Filipe Toledo	BRA	Regular	18.04	Jordy Smith
2022	Filipe Toledo	BRA	Regular	18.67	Samuel Pupo

EVENT MULTIPLE WINNERS (2002-2022)

Total Victories	Surfer	Country	Years
3	Filipe Toledo	BRA	2018, 2019, 2022

EVENT APPEARANCE RECORDS (2002-2022)

Total Events	Surfer	Span
4	Kolohe Andino	2017-2022
4	Kanoa Igarashi	2017-2022
4	Gabriel Medina	2017-2022
4	Jordy Smith	2017-2022
4	Filipe Toledo	2017-2022
4	Yago Dora	2017-2022
3	Jesse Mendes	2017-2019
3	Connor O'Leary	2017-2022
3	Ezekiel Lau	2017-2019
3	Griffin Colapinto	2018-2022
3	Michael Rodrigues	2018-2022
3	Miguel Pupo	2017-2022
3	Sebastian Zietz	2017-2019
3	Frederico Morais	2017-2019
3	Joan Duru	2017-2019
3	Julian Wilson	2017-2019
3	Owen Wright	2017-2019
3	Conner Coffin	2017-2019
3	Caio Ibelli	2017-2022
3	Italo Ferreira	2018-2022
3	Jeremy Flores	2017-2019
3	John John Florence	2017-2019
3	Adriano de Souza	2017-2019
3	Jadson Andre	2017-2022
3	Michel Bourez	2017-2019
3	Adrian Buchan	2017-2019

WSL 2023 CT SEASON LEADERS

Average Heat Score	
Surfer	Average
Bryan Perez	13.70
Griffin Colapinto	13.53
John John Florence	13.36
Ethan Ewing	13.15
Filipe Toledo	13.05
Jacob Willcox	12.98
Joao Chianca	12.98
Reef Heazlewood	12.90
Gabriel Medina	12.84
Jack Robinson	12.65

Highest Scoring Heat		
Surfer	Heat Score	Event
John John Florence	19.33	Billabong Pro Pipeline
John John Florence	17.93	Western Australia Margaret River Pro
Griffin Colapinto	17.90	Hurley Pro Sunset Beach
Griffin Colapinto	17.77	Surf Ranch Pro
Filipe Toledo	17.74	Hurley Pro Sunset Beach
Joao Chianca	17.57	MEO Rip Curl Pro Portugal
Italo Ferreira	17.53	Western Australia Margaret River Pro
Gabriel Medina	17.50	Western Australia Margaret River Pro
Griffin Colapinto	17.50	Western Australia Margaret River Pro
Filipe Toledo	17.33	Surf City El Salvador Pro Presented by Corona

Average Wave Score	
Surfer	Average
Cole Houshmand	6.35
Jett Schilling	5.27
Jacob Willcox	5.09
Bryan Perez	4.95
Ethan Ewing	4.57
Italo Ferreira	4.04
Griffin Colapinto	4.03
Leonardo Fioravanti	4.03
Filipe Toledo	4.01
Kanoa Igarashi	3.96

Most Total Heat Wins	
Surfer	Heat Wins
Griffin Colapinto	24
Filipe Toledo	21
Joao Chianca	19
Ethan Ewing	17
Gabriel Medina	15
Jack Robinson	15
John John Florence	13
Leonardo Fioravanti	12
Yago Dora	11
Connor O'Leary	10

Total Waves Caught	
Surfer	Total Waves
Joao Chianca	195
Griffin Colapinto	191
Gabriel Medina	172
Filipe Toledo	166
Yago Dora	147
Caio Ibelli	142
Jack Robinson	136
John John Florence	133
Ian Gentil	133
Ryan Callinan	131

Highest Scoring Wave		
Surfer	Heat Score	Event
Callum Robson	10.00	Round 2,Heat 4,Wave 3,MEO Rip Curl Pro Portugal
John John Florence	9.93	Round 4,Heat 8,Wave 2,Billabong Pro Pipeline
Callum Robson	9.57	Quarter-Finals,Heat 2,Wave 3,MEO Rip Curl Pro Portugal
Gabriel Medina	9.50	Final,Heat 1,Wave 3,Western Australia Margaret River Pro
Griffin Colapinto	9.50	Round 4,Heat 8,Wave 10,MEO Rip Curl Pro Portugal
Filipe Toledo	9.47	Final,Heat 1,Wave 5,Hurley Pro Sunset Beach
Joao Chianca	9.43	Semi-Finals,Heat 1,Wave 9,MEO Rip Curl Pro Portugal
John John Florence	9.43	Round 8,Heat 8,Wave 6,Western Australia Margaret River Pro
John John Florence	9.40	Round 4,Heat 8,Wave 4,Billabong Pro Pipeline
Yago Dora	9.37	Qualifying Round,Heat 4,Wave 4,Surf Ranch Pro

Highest % of Excellent Scores of total waves caught	
Surfer	Excellent Scores (8.0 – 10.0)
Cole Houshmand	20%
Filipe Toledo	12%
Griffin Colapinto	11%
Dylan Moffat	11%
Italo Ferreira	10%
John John Florence	9%
Kanoa Igarashi	8%
Leonardo Fioravanti	6%
Ethan Ewing	6%
Joao Chianca	6%

2023 SURFERS BIOS

Ryan Callinan (AUS)



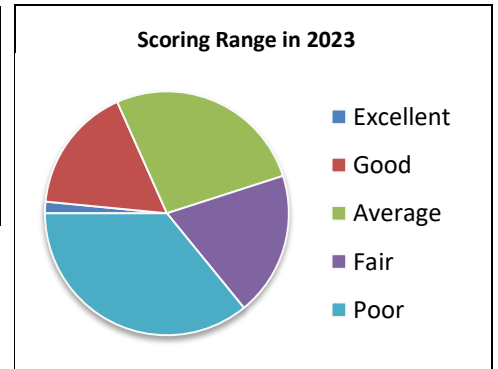
Bio Information	
Age	31
Height	5"10 (180cm)
Weight	171.6lbs (78kg)
Stance	Goofy
Hometown	Newcastle, NSW
World CT Titles	-

2023 CT Stats	
Rank	11
Total Heat Wins	10
Average Heat Score	11.45
Highest Heat Score	15.3 - Semi-Finals, Rip Curl Pro Bells Beach v John John Florence
Best Wave	8.50 - Semi-Finals, Rip Curl Pro Bells Beach v John John Florence
Best Finish	2nd - Rip Curl Pro Bells Beach

Career CT Stats	
Years on Tour	7 (2013-2023)
Total Heat Wins	48
Average Heat Score	11.56
Highest Heat Score	18.53 - Round 4, Quiksilver Pro France 2018 v Adriano de Souza, Willian Cardoso
Total Events	44
Best Finish	-

2023 CT Finishes										
Billabong Pro Pipeline	Hurley Pro Sunset Beach	MEO Rip Curl Pro Portugal	Rip Curl Pro Bells Beach	Western Australia Margaret River Pro	Surf Ranch Pro	Surf City El Salvador Pro Presented by Corona	VIVO Rio Pro presented by Corona	Corona Open J-Bay	SHISEIDO Tahiti Pro Presented by Outerknown	Rip Curl WSL Finals
9th	17th	9th	2nd	9th	9th	17th	-	-	-	-

Scoring Range in 2023		
Range	Waves Caught	Percentage of Total Waves Caught
Excellent (8.0-10)	2	1%
Good (6.0-7.9)	22	16%
Average (4.0-5.9)	35	26%
Fair (2.0-3.9)	25	19%
Poor (0-1.9)	47	35%



Career Finishes at Saquarema	
Year	Round Finish
2019	Round 3

Joao Chianca (BRA)



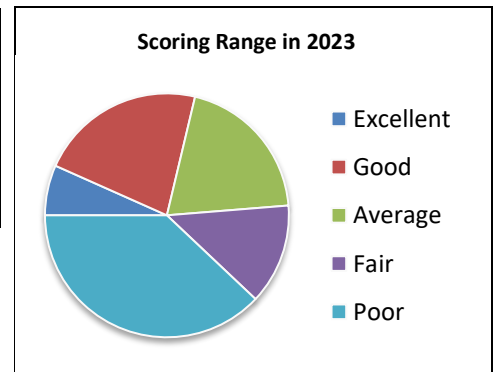
Bio Information	
Age	22
Height	-
Weight	-
Stance	Regular
Hometown	
World CT Titles	-

2023 CT Stats	
Rank	3
Total Heat Wins	19
Average Heat Score	12.98
Highest Heat Score	17.57 - Final, MEO Rip Curl Pro Portugal v Jack Robinson
Best Wave	9.43 - Semi-Finals, MEO Rip Curl Pro Portugal v Callum Robson
Best Finish	1st - MEO Rip Curl Pro Portugal

Career CT Stats	
Years on Tour	2 (2022-2023)
Total Heat Wins	23
Average Heat Score	12.59
Highest Heat Score	17.73 - Round 3, Rip Curl Pro Bells Beach 2022 v John John Florence
Total Events	13
Best Finish	1st - MEO Rip Curl Pro Portugal 2023

2023 CT Finishes										
Billabong Pro Pipeline	Hurley Pro Sunset Beach	MEO Rip Curl Pro Portugal	Rip Curl Pro Bells Beach	Western Australia Margaret River Pro	Surf Ranch Pro	Surf City El Salvador Pro Presented by Corona	VIVO Rio Pro presented by Corona	Corona Open J-Bay	SHISEIDO Tahiti Pro Presented by Outerknown	Rip Curl WSL Finals
3rd	3rd	1st	9th	3rd	5th	9th	-	-	-	-

Scoring Range in 2023		
Range	Waves Caught	Percentage of Total Waves Caught
Excellent (8.0-10)	13	6%
Good (6.0-7.9)	43	22%
Average (4.0-5.9)	39	20%
Fair (2.0-3.9)	26	13%
Poor (0-1.9)	74	37%



Career Finishes at Saquarema	
Year	Round Finish
2022	Round 2

Griffin Colapinto (USA)



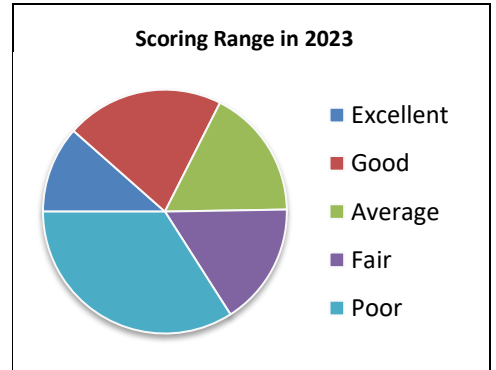
Bio Information	
Age	24
Height	5"10 (178cm)
Weight	165lbs (75kg)
Stance	Regular
Hometown	San Clemente, California
World CT Titles	-

2023 CT Stats	
Rank	1
Total Heat Wins	24
Average Heat Score	13.53
Highest Heat Score	17.90 - Semi-Finals, Hurley Pro Sunset Beach v Jack Robinson
Best Wave	9.50 - Round 4, MEO Rip Curl Pro Portugal v Gabriel Medina
Best Finish	1st - Surf Ranch Pro

Career CT Stats	
Years on Tour	5 (2018-2023)
Total Heat Wins	76
Average Heat Score	12.26
Highest Heat Score	18.10 - Round 3, Tahiti Pro Teahupo'o 2019 v Ryan Callinan
Total Events	45
Best Finish - 3 Titles	1st - Surf Ranch Pro 2023 1st - MEO Pro Portugal 2022 1st - Surf City El Salvador Pro 2022

2023 CT Finishes										
Billabong Pro Pipeline	Hurley Pro Sunset Beach	MEO Rip Curl Pro Portugal	Rip Curl Pro Bells Beach	Western Australia Margaret River Pro	Surf Ranch Pro	Surf City El Salvador Pro Presented by Corona	VIVO Rio Pro presented by Corona	Corona Open J-Bay	SHISEIDO Tahiti Pro Presented by Outerknown	Rip Curl WSL Finals
17th	2nd	5th	5th	2nd	1st	2nd	-	-	-	-

Scoring Range in 2023		
Range	Waves Caught	Percentage of Total Waves Caught
Excellent (8.0-10)	22	11%
Good (6.0-7.9)	40	20%
Average (4.0-5.9)	33	17%
Fair (2.0-3.9)	31	16%
Poor (0-1.9)	65	34%



Career Finishes at Ssquarema	
Year	Round Finish
2022	Round 2
2019	Round 4
2018	Round 3

Yago Dora (BRA)



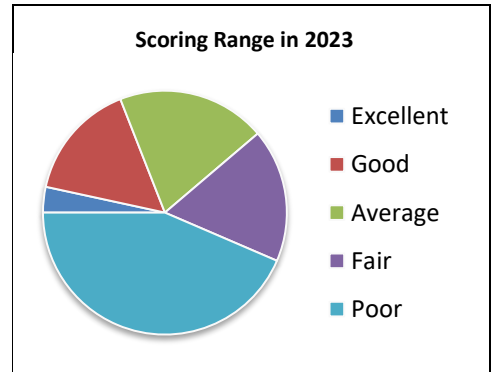
Bio Information	
Age	27
Height	5"10 (179cm)
Weight	156.2lbs (71kg)
Stance	Goofy
Hometown	Florianópolis, Santa Catarina
World CT Titles	-

2023 CT Stats	
Rank	12
Total Heat Wins	11
Average Heat Score	11.14
Highest Heat Score	17.00 - Round 3, Western Australia Margaret River Pro v Nat Young
Best Wave	9.37 - Qualifying Round, Surf Ranch Pro v Italo Ferreira, Griffin Colapinto, Ian Gentil
Best Finish	3rd - MEO Rip Curl Pro Portugal

Career CT Stats	
Years on Tour	6 (2017-2023)
Total Heat Wins	54
Average Heat Score	11.87
Highest Heat Score	18.67 - Round 4, Rip Curl Rottneest Search presented by Corona 2020-21 v Connor O'Leary
Total Events	43
Best Finish	-

2023 CT Finishes										
Billabong Pro Pipeline	Hurley Pro Sunset Beach	MEO Rip Curl Pro Portugal	Rip Curl Pro Bells Beach	Western Australia Margaret River Pro	Surf Ranch Pro	Surf City El Salvador Pro Presented by Corona	VIVO Rio Pro presented by Corona	Corona Open J-Bay	SHISEIDO Tahiti Pro Presented by Outerknown	Rip Curl WSL Finals
9th	17th	3rd	9th	9th	5th	17th	-	-	-	-

Scoring Range in 2023		
Range	Waves Caught	Percentage of Total Waves Caught
Excellent (8.0-10)	5	3%
Good (6.0-7.9)	23	15%
Average (4.0-5.9)	29	19%
Fair (2.0-3.9)	26	17%
Poor (0-1.9)	64	43%



Career Finishes at Saquarema	
Year	Round Finish
2022	Semi-Finals
2019	Round 3
2018	Quarter-Finals
2017	Semi-Finals

Ethan Ewing (AUS)



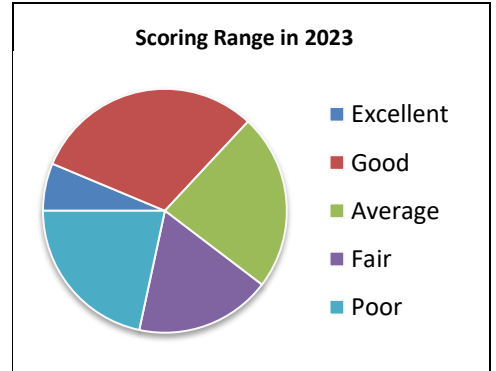
Bio Information	
Age	24
Height	5"10 (180cm)
Weight	169.4lbs (77kg)
Stance	Regular
Hometown	North Stradbroke Island, QLD
World CT Titles	-

2023 CT Stats	
Rank	4
Total Heat Wins	17
Average Heat Score	13.15
Highest Heat Score	16.67 - Quarter-Finals, Surf Ranch Pro v Gabriel Medina
Best Wave	9.07 - Quarter-Finals, Surf Ranch Pro v Gabriel Medina
Best Finish	1st - Rip Curl Pro Bells Beach

Career CT Stats	
Years on Tour	4 (2017-2023)
Total Heat Wins	50
Average Heat Score	11.82
Highest Heat Score	18.24 - Round 4, Hurley Pro Sunset Beach 2022 v Filipe Toledo
Total Events	36
Best Finish - 2 Titles	1st - Rip Curl Pro Bells Beach 2023 1st - Corona Open J-Bay 2022

2023 CT Finishes										
Billabong Pro Pipeline	Hurley Pro Sunset Beach	MEO Rip Curl Pro Portugal	Rip Curl Pro Bells Beach	Western Australia Margaret River Pro	Surf Ranch Pro	Surf City El Salvador Pro Presented by Corona	VIVO Rio Pro presented by Corona	Corona Open J-Bay	SHISEIDO Tahiti Pro Presented by Outerknown	Rip Curl WSL Finals
17th	5th	9th	1st	5th	3rd	9th	-	-	-	-

Scoring Range in 2023		
Range	Waves Caught	Percentage of Total Waves Caught
Excellent (8.0-10)	7	6%
Good (6.0-7.9)	34	30%
Average (4.0-5.9)	26	23%
Fair (2.0-3.9)	20	18%
Poor (0-1.9)	24	21%



Career Finishes at Saquarema	
Year	Round Finish
2022	Round 3
2017	Round 2

Italo Ferreira (BRA)



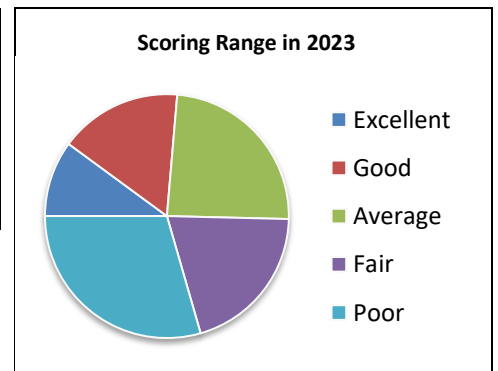
Bio Information	
Age	29
Height	5"7 (171cm)
Weight	149.6lbs (68kg)
Stance	Goofy
Hometown	Baia Formosa
World CT Titles	2019

2023 CT Stats	
Rank	8
Total Heat Wins	8
Average Heat Score	12.60
Highest Heat Score	17.53 - Round 3, Western Australia Margaret River Pro v Kanoa Igarashi
Best Wave	9.33 - Round 4, MEO Rip Curl Pro Portugal v Yago Dora
Best Finish	2nd - Surf Ranch Pro

Career CT Stats	
Years on Tour	8 (2015-2023)
Total Heat Wins	163
Average Heat Score	12.99
Highest Heat Score	18.87 - Final, Corona Bali Protected 2018 v Michel Bourez
Total Events	78
Best Finish - 7 Titles	1st - Rip Curl Newcastle Cup presented by Corona 2020-21 1st - Quiksilver Pro Gold Coast 2019 1st - MEO Rip Curl Pro Portugal 2019 1st - Billabong Pipe Masters 2019 1st - Rip Curl Pro Bells Beach 2018 1st - Corona Bali Protected 2018 1st - MEO Rip Curl Pro Portugal 2018

2023 CT Finishes										
Billabong Pro Pipeline	Hurley Pro Sunset Beach	MEO Rip Curl Pro Portugal	Rip Curl Pro Bells Beach	Western Australia Margaret River Pro	Surf Ranch Pro	Surf City El Salvador Pro Presented by Corona	VIVO Rio Pro presented by Corona	Corona Open J-Bay	SHISEIDO Tahiti Pro Presented by Outerknown	Rip Curl WSL Finals
17th	9th	9th	17th	9th	2nd	5th	-	-	-	-

Scoring Range in 2023		
Range	Waves Caught	Percentage of Total Waves Caught
Excellent (8.0-10)	13	10%
Good (6.0-7.9)	21	16%
Average (4.0-5.9)	31	24%
Fair (2.0-3.9)	26	20%
Poor (0-1.9)	38	29%



Career Finishes at Saquarema	
Year	Round Finish
2022	Semi-Finals
2019	Round 3
2018	Round 3

Leonardo Fioravanti (ITA)



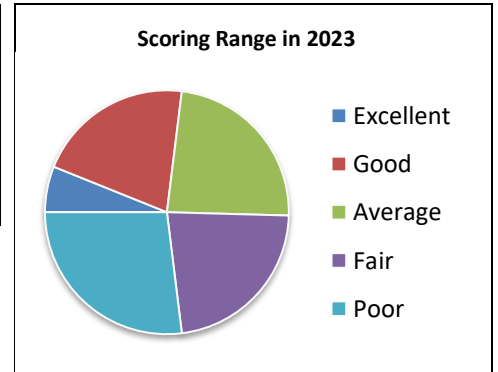
Bio Information	
Age	25
Height	5"10 (180cm)
Weight	154lbs (70kg)
Stance	Regular
Hometown	Rome
World CT Titles	-

2023 CT Stats	
Rank	8
Total Heat Wins	12
Average Heat Score	11.46
Highest Heat Score	16.50 - Round 1, Surf City El Salvador Pro Presented by Corona v John John Florence, Barron Mamiya
Best Wave	9.00 - Round 1, Surf City El Salvador Pro Presented by Corona v John John Florence, Barron Mamiya
Best Finish	2nd - Billabong Pro Pipeline

Career CT Stats	
Years on Tour	8 (2013-2023)
Total Heat Wins	45
Average Heat Score	10.73
Highest Heat Score	16.84 - Round 2, Rip Curl Pro Bells Beach 2017 v Sebastian Zietz
Total Events	42
Best Finish	-


2023 CT Finishes										
Billabong Pro Pipeline	Hurley Pro Sunset Beach	MEO Rip Curl Pro Portugal	Rip Curl Pro Bells Beach	Western Australia Margaret River Pro	Surf Ranch Pro	Surf City El Salvador Pro Presented by Corona	VIVO Rio Pro presented by Corona	Corona Open J-Bay	SHISEIDO Tahiti Pro Presented by Outerknown	Rip Curl WSL Finals
2nd	9th	17th	17th	9th	5th	9th	-	-	-	-

Scoring Range in 2023		
Range	Waves Caught	Percentage of Total Waves Caught
Excellent (8.0-10)	7	6%
Good (6.0-7.9)	24	20%
Average (4.0-5.9)	27	23%
Fair (2.0-3.9)	26	22%
Poor (0-1.9)	31	26%



Career Finishes at Saquarema	
Year	Round Finish
2017	Round 2

John John Florence (HAW)



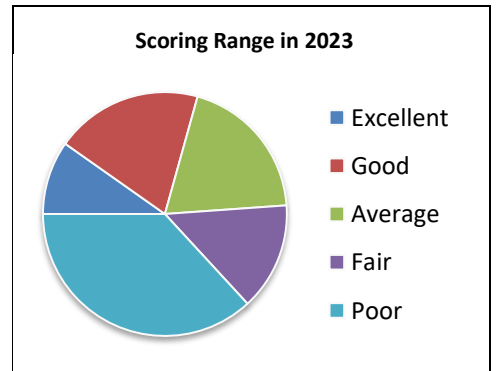
Bio Information	
Age	30
Height	6"1 (186cm)
Weight	167.2lbs (76kg)
Stance	Regular
Hometown	North Shore, Oahu
World CT Titles	2017, 2016

2023 CT Stats	
Rank	7
Total Heat Wins	13
Average Heat Score	13.36
Highest Heat Score	19.33 - Round 4, Billabong Pro Pipeline v Miguel Pupo
Best Wave	9.93 - Round 4, Billabong Pro Pipeline v Miguel Pupo
Best Finish	3rd - Rip Curl Pro Bells Beach 3rd - Western Australia Margaret River Pro

Career CT Stats	
Years on Tour	15 (2008-2023)
Total Heat Wins	248
Average Heat Score	14.24
Highest Heat Score	19.93 - Round 3, Billabong Pro Tahiti 2014 v Sebastian Zietz
Total Events	96
Best Finish - 8 Titles	1st - Billabong Pipe Masters presented by Hydro Flask 2020-21 1st - Rip Curl Pro Bells Beach 2019 1st - Margaret River Pro 2019 1st - Drug Aware Margaret River Pro 2017 1st - Oi Rio Pro 2016 1st - MEO Rip Curl Pro Portugal 2016 1st - Quiksilver Pro France 2014 1st - Billabong Rio Pro 2012

2023 CT Finishes										
Billabong Pro Pipeline	Hurley Pro Sunset Beach	MEO Rip Curl Pro Portugal	Rip Curl Pro Bells Beach	Western Australia Margaret River Pro	Surf Ranch Pro	Surf City El Salvador Pro Presented by Corona	VIVO Rio Pro presented by Corona	Corona Open J-Bay	SHISEIDO Tahiti Pro Presented by Outerknown	Rip Curl WSL Finals
5th	9th	17th	3rd	3rd	9th	17th	-	-	-	-

Scoring Range in 2023		
Range	Waves Caught	Percentage of Total Waves Caught
Excellent (8.0-10)	13	9%
Good (6.0-7.9)	26	19%
Average (4.0-5.9)	26	19%
Fair (2.0-3.9)	19	14%
Poor (0-1.9)	49	36%



Career Finishes at Saquarema	
Year	Round Finish
2019	Quarter-Finals
2018	Round 4
2017	Round 3

Ian Gentil (HAW)



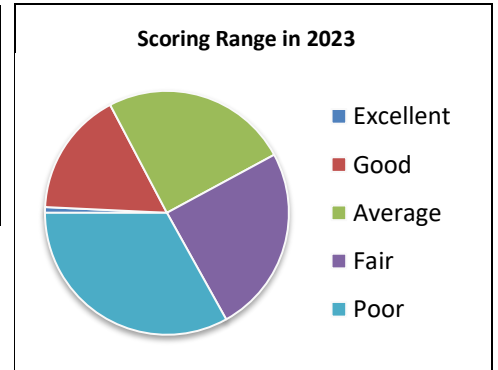
Bio Information	
Age	27
Height	6'0 (183cm)
Weight	169.4lbs (77kg)
Stance	Regular
Hometown	
World CT Titles	-

2023 CT Stats	
Rank	20
Total Heat Wins	7
Average Heat Score	10.86
Highest Heat Score	14.87 - Semi-Finals, Surf City El Salvador Pro Presented by Corona v Filipe Toledo
Best Wave	8.60 - Semi-Finals, Surf City El Salvador Pro Presented by Corona v Filipe Toledo
Best Finish	3rd - Surf City El Salvador Pro Presented by Corona

Career CT Stats	
Years on Tour	1 (2023-2023)
Total Heat Wins	7
Average Heat Score	10.86
Highest Heat Score	14.87 - Semi-Finals, Surf City El Salvador Pro Presented by Corona 2023 v Filipe Toledo
Total Events	7
Best Finish	-

2023 CT Finishes										
Billabong Pro Pipeline	Hurley Pro Sunset Beach	MEO Rip Curl Pro Portugal	Rip Curl Pro Bells Beach	Western Australia Margaret River Pro	Surf Ranch Pro	Surf City El Salvador Pro Presented by Corona	VIVO Rio Pro presented by Corona	Corona Open J-Bay	SHISEIDO Tahiti Pro Presented by Outerknown	Rip Curl WSL Finals
9th	17th	9th	17th	17th	17th	3rd	-	-	-	-

Scoring Range in 2023		
Range	Waves Caught	Percentage of Total Waves Caught
Excellent (8.0-10)	1	0%
Good (6.0-7.9)	22	16%
Average (4.0-5.9)	33	24%
Fair (2.0-3.9)	33	24%
Poor (0-1.9)	44	33%



Career Finishes at Saquarema	
Year	Round Finish
CT Debut at this Event	

Caio Ibelli (BRA)



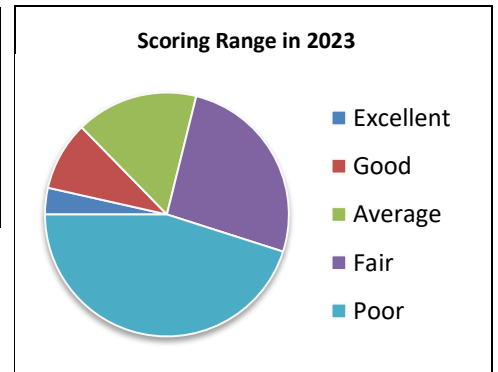
Bio Information	
Age	29
Height	5'8 (174cm)
Weight	149.6lbs (68kg)
Stance	Regular
Hometown	Sao Paulo
World CT Titles	-

2023 CT Stats	
Rank	13
Total Heat Wins	9
Average Heat Score	10.63
Highest Heat Score	16.33 - Round 4, Hurley Pro Sunset Beach v Miguel Pupo
Best Wave	9.00 - Quarter-Finals, Billabong Pro Pipeline v Liam O'Brien
Best Finish	3rd - Billabong Pro Pipeline

Career CT Stats	
Years on Tour	8 (2015-2023)
Total Heat Wins	73
Average Heat Score	10.80
Highest Heat Score	18.64 - Round 4, Tahiti Pro Teahupo'o 2019 v Jack Freestone
Total Events	62
Best Finish	2nd - Rip Curl Pro Bells Beach 2017

2023 CT Finishes										
Billabong Pro Pipeline	Hurley Pro Sunset Beach	MEO Rip Curl Pro Portugal	Rip Curl Pro Bells Beach	Western Australia Margaret River Pro	Surf Ranch Pro	Surf City El Salvador Pro Presented by Corona	VIVO Rio Pro presented by Corona	Corona Open J-Bay	SHISEIDO Tahiti Pro Presented by Outerknown	Rip Curl WSL Finals
3rd	5th	9th	17th	17th	17th	9th	-	-	-	-

Scoring Range in 2023		
Range	Waves Caught	Percentage of Total Waves Caught
Excellent (8.0-10)	5	3%
Good (6.0-7.9)	13	9%
Average (4.0-5.9)	23	16%
Fair (2.0-3.9)	37	26%
Poor (0-1.9)	64	45%



Career Finishes at Saquarema	
Year	Round Finish
2022	Round 3
2019	Round 3
2017	Round 3

Kanoa Igarashi (JAP)



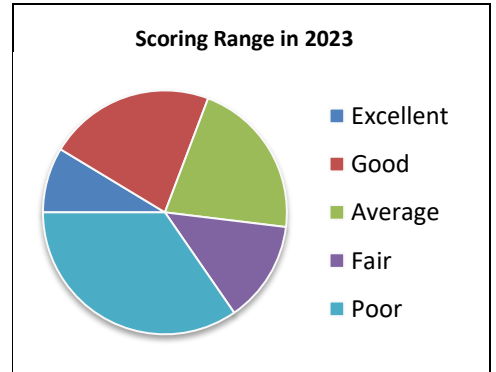
Bio Information	
Age	25
Height	5"10 (180cm)
Weight	165lbs (75kg)
Stance	Regular
Hometown	Huntington Beach, California
World CT Titles	-

2023 CT Stats	
Rank	17
Total Heat Wins	8
Average Heat Score	12.14
Highest Heat Score	16.90 - Round 3, Surf City El Salvador Pro Presented by Corona v Leonardo Fioravanti
Best Wave	8.67 - Round 3, Surf City El Salvador Pro Presented by Corona v Leonardo Fioravanti
Best Finish	5th - Surf City El Salvador Pro Presented by Corona

Career CT Stats	
Years on Tour	7 (2016-2023)
Total Heat Wins	103
Average Heat Score	11.50
Highest Heat Score	18.04 - Round 4, Corona Open J-Bay 2018 v Gabriel Medina, Griffin Colapinto
Total Events	69
Best Finish	1st - Corona Bali Protected 2019

2023 CT Finishes										
Billabong Pro Pipeline	Hurley Pro Sunset Beach	MEO Rip Curl Pro Portugal	Rip Curl Pro Bells Beach	Western Australia Margaret River Pro	Surf Ranch Pro	Surf City El Salvador Pro Presented by Corona	VIVO Rio Pro presented by Corona	Corona Open J-Bay	SHISEIDO Tahiti Pro Presented by Outerknown	Rip Curl WSL Finals
17th	9th	17th	9th	17th	9th	5th	-	-	-	-

Scoring Range in 2023		
Range	Waves Caught	Percentage of Total Waves Caught
Excellent (8.0-10)	9	8%
Good (6.0-7.9)	23	22%
Average (4.0-5.9)	22	21%
Fair (2.0-3.9)	14	13%
Poor (0-1.9)	36	34%



Career Finishes at Saquarema	
Year	Round Finish
2022	Round 2
2019	Quarter-Finals
2018	Round 4
2017	Round 5

Barron Mamiya (HAW)



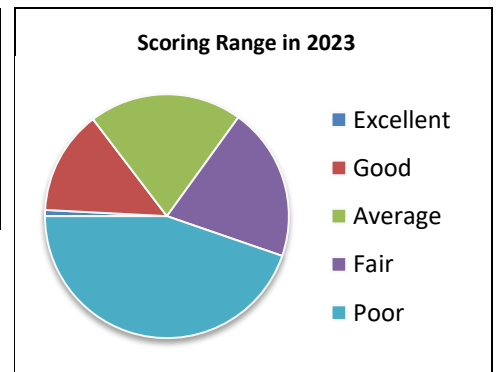
Bio Information	
Age	23
Height	5'8 (175cm)
Weight	136.4lbs (62kg)
Stance	Regular
Hometown	Haleiwa, Oahu
World CT Titles	-

2023 CT Stats	
Rank	19
Total Heat Wins	8
Average Heat Score	10.75
Highest Heat Score	14.90 - Round 1, Surf City El Salvador Pro Presented by Corona v John John Florence, Leonardo Fioravanti
Best Wave	8.17 - Round 1, Surf City El Salvador Pro Presented by Corona v John John Florence, Leonardo Fioravanti
Best Finish	5th - Western Australia Margaret River Pro 5th - Surf City El Salvador Pro Presented by Corona

Career CT Stats	
Years on Tour	4 (2018-2023)
Total Heat Wins	19
Average Heat Score	10.20
Highest Heat Score	17.00 - Final, Hurley Pro Sunset Beach 2022 v Kanoa Igarashi
Total Events	18
Best Finish	1st - Hurley Pro Sunset Beach 2022


2023 CT Finishes										
Billabong Pro Pipeline	Hurley Pro Sunset Beach	MEO Rip Curl Pro Portugal	Rip Curl Pro Bells Beach	Western Australia Margaret River Pro	Surf Ranch Pro	Surf City El Salvador Pro Presented by Corona	VIVO Rio Pro presented by Corona	Corona Open J-Bay	SHISEIDO Tahiti Pro Presented by Outerknown	Rip Curl WSL Finals
17th	17th	9th	17th	5th	17th	5th	-	-	-	-

Scoring Range in 2023		
Range	Waves Caught	Percentage of Total Waves Caught
Excellent (8.0-10)	1	0%
Good (6.0-7.9)	17	13%
Average (4.0-5.9)	25	20%
Fair (2.0-3.9)	25	20%
Poor (0-1.9)	55	44%



Career Finishes at Saquarema	
Year	Round Finish
CT Debut at this Event	

Matthew McGillivray (ZAF)



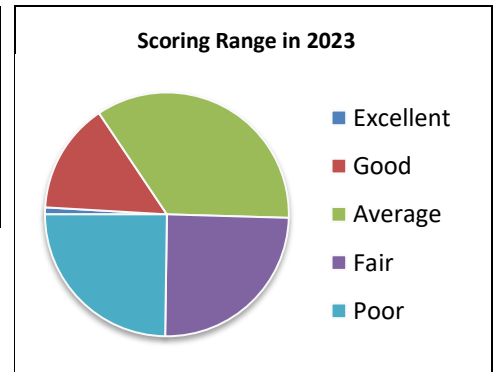
Bio Information	
Age	26
Height	5'8 (175cm)
Weight	138.6lbs (63kg)
Stance	Regular
Hometown	Jeffreys Bay, Natal
World CT Titles	-

2023 CT Stats	
Rank	14
Total Heat Wins	6
Average Heat Score	10.77
Highest Heat Score	15.17 - Round 4, Hurley Pro Sunset Beach v Kanoa Igarashi
Best Wave	8.00 - Round 4, Hurley Pro Sunset Beach v Kanoa Igarashi
Best Finish	5th - Hurley Pro Sunset Beach 5th - Rip Curl Pro Bells Beach

Career CT Stats	
Years on Tour	4 (2018-2023)
Total Heat Wins	24
Average Heat Score	11.13
Highest Heat Score	17.33 - Round 1, Boost Mobile Margaret River Pro presented by Corona 2020-21 v Conner Coffin, Wade Carmichael
Total Events	25
Best Finish	-

2023 CT Finishes										
Billabong Pro Pipeline	Hurley Pro Sunset Beach	MEO Rip Curl Pro Portugal	Rip Curl Pro Bells Beach	Western Australia Margaret River Pro	Surf Ranch Pro	Surf City El Salvador Pro Presented by Corona	VIVO Rio Pro presented by Corona	Corona Open J-Bay	SHISEIDO Tahiti Pro Presented by Outerknown	Rip Curl WSL Finals
33rd	5th	17th	5th	9th	9th	17th	-	-	-	-

Scoring Range in 2023		
Range	Waves Caught	Percentage of Total Waves Caught
Excellent (8.0-10)	1	0%
Good (6.0-7.9)	16	14%
Average (4.0-5.9)	38	34%
Fair (2.0-3.9)	27	24%
Poor (0-1.9)	27	24%



Career Finishes at Saquarema	
Year	Round Finish
2022	Round 3

Gabriel Medina (BRA)



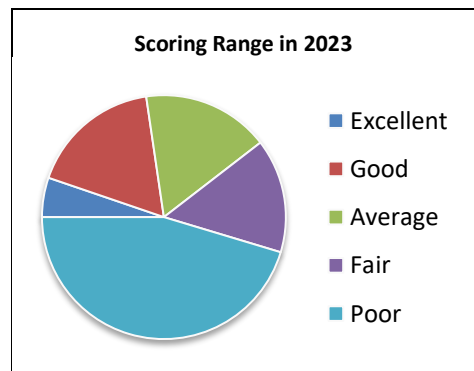
Bio Information	
Age	29
Height	5"10 (180cm)
Weight	176lbs (80kg)
Stance	Goofy
Hometown	Maresias, Sao Paulo
World CT Titles	2020-21, 2018, 2014

2023 CT Stats	
Rank	5
Total Heat Wins	15
Average Heat Score	12.84
Highest Heat Score	17.50 - Final, Western Australia Margaret River Pro v Griffin Colapinto
Best Wave	9.50 - Final, Western Australia Margaret River Pro v Griffin Colapinto
Best Finish	1st - Western Australia Margaret River Pro

Career CT Stats	
Years on Tour	13 (2010-2023)
Total Heat Wins	303
Average Heat Score	13.40
Highest Heat Score	19.83 - Round 4, Quiksilver Pro France 2015 v Matt Wilkinson, Owen Wright
Total Events	116
Best Finish - 17 Titles	1st - Western Australia Margaret River Pro 2023 1st - Rip Curl Narrabeen Classic presented by Corona 2020-21 1st - Rip Curl Rottneest Search presented by Corona 2020-21 1st - Corona Open J-Bay 2019 1st - Freshwater Pro 2019 1st - Tahiti Pro Teahupoo 2018 1st - Surf Ranch Open 2018 1st - Billabong Pipe Masters 2018 1st - Quiksilver Pro France 2017 1st - MEO Rip Curl Pro Portugal 2017 1st - Fiji Pro 2016 1st - Quiksilver Pro France 2015 1st - Quiksilver Pro Gold Coast 2014 1st - Fiji Pro 2014 1st - Billabong Pro Tahiti 2014 1st - Quiksilver Pro France 2011 1st - Rip Curl Search 2011


2023 CT Finishes										
Billabong Pro Pipeline	Hurley Pro Sunset Beach	MEO Rip Curl Pro Portugal	Rip Curl Pro Bells Beach	Western Australia Margaret River Pro	Surf Ranch Pro	Surf City El Salvador Pro Presented by Corona	VIVO Rio Pro presented by Corona	Corona Open J-Bay	SHISEIDO Tahiti Pro Presented by Outerknown	Rip Curl WSL Finals
9th	9th	9th	9th	1st	5th	9th	-	-	-	-

Scoring Range in 2023		
Range	Waves Caught	Percentage of Total Waves Caught
Excellent (8.0-10)	9	5%
Good (6.0-7.9)	30	17%
Average (4.0-5.9)	29	16%
Fair (2.0-3.9)	26	15%
Poor (0-1.9)	78	45%



Career Finishes at Saquarema	
Year	Round Finish
2022	Round 2
2019	Quarter-Finals
2018	Quarter-Finals
2017	Round 5

Seth Moniz (HAW)



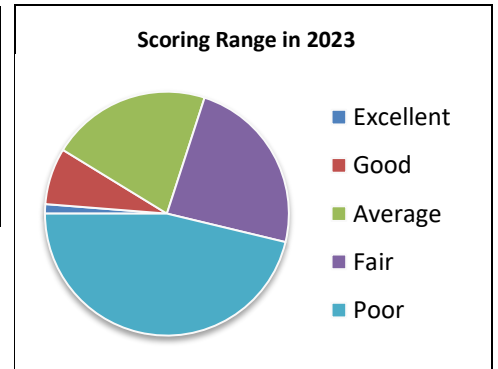
Bio Information	
Age	25
Height	5"6 (170cm)
Weight	149.6lbs (68kg)
Stance	Regular
Hometown	Honolulu, Oahu
World CT Titles	-

2023 CT Stats	
Rank	22
Total Heat Wins	5
Average Heat Score	9.27
Highest Heat Score	13.17 - Round 1, Western Australia Margaret River Pro v John John Florence, Carlos Munoz
Best Wave	8.33 - Round 1, Hurley Pro Sunset Beach v Keanu Asing, Italo Ferreira
Best Finish	9th - Billabong Pro Pipeline 9th - Hurley Pro Sunset Beach 9th - Surf City El Salvador Pro Presented by Corona

Career CT Stats	
Years on Tour	5 (2018-2023)
Total Heat Wins	34
Average Heat Score	10.34
Highest Heat Score	17.93 - Quarter-Finals, Billabong Pro Pipeline 2022 v John John Florence
Total Events	32
Best Finish	2nd - Billabong Pro Pipeline 2022

2023 CT Finishes										
Billabong Pro Pipeline	Hurley Pro Sunset Beach	MEO Rip Curl Pro Portugal	Rip Curl Pro Bells Beach	Western Australia Margaret River Pro	Surf Ranch Pro	Surf City El Salvador Pro Presented by Corona	VIVO Rio Pro presented by Corona	Corona Open J-Bay	SHISEIDO Tahiti Pro Presented by Outerknown	Rip Curl WSL Finals
9th	9th	17th	17th	17th	-	9th	-	-	-	-

Scoring Range in 2023		
Range	Waves Caught	Percentage of Total Waves Caught
Excellent (8.0-10)	1	1%
Good (6.0-7.9)	6	7%
Average (4.0-5.9)	17	21%
Fair (2.0-3.9)	19	23%
Poor (0-1.9)	37	46%



Career Finishes at Saquarema	
Year	Round Finish
2019	Round 3

Liam O'Brien (AUS)



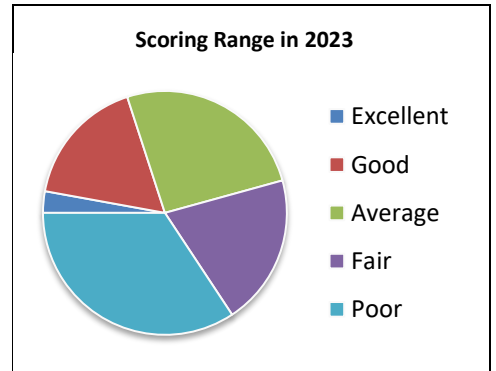
Bio Information	
Age	24
Height	5"10 (180cm)
Weight	165lbs (75kg)
Stance	Regular
Hometown	
World CT Titles	-

2023 CT Stats	
Rank	16
Total Heat Wins	9
Average Heat Score	11.36
Highest Heat Score	16.07 - Round 1, Western Australia Margaret River Pro v Filipe Toledo, Jerome Forrest
Best Wave	9.07 - Round 1, Western Australia Margaret River Pro v Filipe Toledo, Jerome Forrest
Best Finish	3rd - Surf City El Salvador Pro Presented by Corona

Career CT Stats	
Years on Tour	3 (2020-2023)
Total Heat Wins	12
Average Heat Score	10.63
Highest Heat Score	16.07 - Round 1, Western Australia Margaret River Pro 2023 v Filipe Toledo, Jerome Forrest
Total Events	9
Best Finish	-

2023 CT Finishes										
Billabong Pro Pipeline	Hurley Pro Sunset Beach	MEO Rip Curl Pro Portugal	Rip Curl Pro Bells Beach	Western Australia Margaret River Pro	Surf Ranch Pro	Surf City El Salvador Pro Presented by Corona	VIVO Rio Pro presented by Corona	Corona Open J-Bay	SHISEIDO Tahiti Pro Presented by Outerknown	Rip Curl WSL Finals
5th	17th	17th	17th	9th	17th	3rd	-	-	-	-

Scoring Range in 2023		
Range	Waves Caught	Percentage of Total Waves Caught
Excellent (8.0-10)	3	2%
Good (6.0-7.9)	18	17%
Average (4.0-5.9)	27	25%
Fair (2.0-3.9)	21	20%
Poor (0-1.9)	36	34%



Career Finishes at Saquarema	
Year	Round Finish
CT Debut at this Event	

Connor O'Leary (AUS)



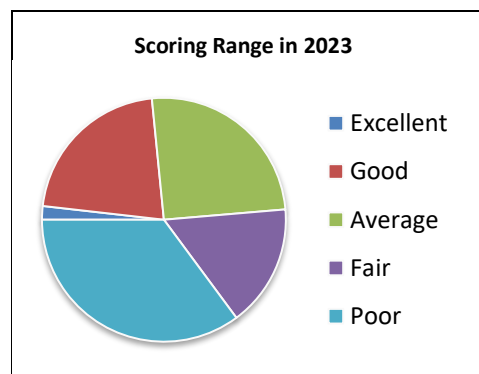
Bio Information	
Age	29
Height	6'0 (185cm)
Weight	187lbs (85kg)
Stance	Goofy
Hometown	Cronulla, NSW
World CT Titles	-

2023 CT Stats	
Rank	10
Total Heat Wins	10
Average Heat Score	11.42
Highest Heat Score	15.73 - Round 3, Rip Curl Pro Bells Beach v Nat Young
Best Wave	8.33 - Round 1, Surf City El Salvador Pro Presented by Corona v Jack Robinson, Rio Waida
Best Finish	5th - MEO Rip Curl Pro Portugal 5th - Rip Curl Pro Bells Beach 5th - Western Australia Margaret River Pro 5th - Surf City El Salvador Pro Presented by Corona

Career CT Stats	
Years on Tour	5 (2017-2023)
Total Heat Wins	52
Average Heat Score	11.34
Highest Heat Score	18.20 - Round 2, Oi Rio Pro 2017 v Stuart Kennedy
Total Events	46
Best Finish	-

2023 CT Finishes										
Billabong Pro Pipeline	Hurley Pro Sunset Beach	MEO Rip Curl Pro Portugal	Rip Curl Pro Bells Beach	Western Australia Margaret River Pro	Surf Ranch Pro	Surf City El Salvador Pro Presented by Corona	VIVO Rio Pro presented by Corona	Corona Open J-Bay	SHISEIDO Tahiti Pro Presented by Outerknown	Rip Curl WSL Finals
17th	33rd	5th	5th	5th	9th	5th	-	-	-	-

Scoring Range in 2023		
Range	Waves Caught	Percentage of Total Waves Caught
Excellent (8.0-10)	2	1%
Good (6.0-7.9)	24	21%
Average (4.0-5.9)	28	25%
Fair (2.0-3.9)	18	16%
Poor (0-1.9)	39	35%



Career Finishes at Saquarema	
Year	Round Finish
2022	Quarter-Finals
2018	Round 2
2017	Round 3

Samuel Pupo (BRA)



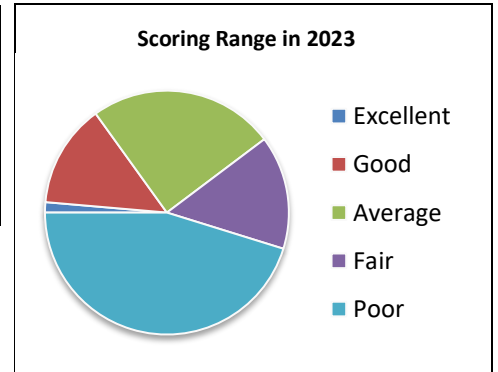
Bio Information	
Age	22
Height	-
Weight	-
Stance	Regular
Hometown	Itanhaem, Sao Paulo
World CT Titles	-

2023 CT Stats	
Rank	24
Total Heat Wins	4
Average Heat Score	10.7
Highest Heat Score	14.73 - Round 1, Western Australia Margaret River Pro v Ryan Callinan, Jacob Willcox
Best Wave	8.00 - Round 1, Rip Curl Pro Bells Beach v Yago Dora, Jake Marshall
Best Finish	-

Career CT Stats	
Years on Tour	4 (2017-2023)
Total Heat Wins	19
Average Heat Score	9.27
Highest Heat Score	17.00 - Round 3, Oi Rio Pro 2022 v Caio Ibelli
Total Events	17
Best Finish	-

2023 CT Finishes										
Billabong Pro Pipeline	Hurley Pro Sunset Beach	MEO Rip Curl Pro Portugal	Rip Curl Pro Bells Beach	Western Australia Margaret River Pro	Surf Ranch Pro	Surf City El Salvador Pro Presented by Corona	VIVO Rio Pro presented by Corona	Corona Open J-Bay	SHISEIDO Tahiti Pro Presented by Outerknown	Rip Curl WSL Finals
17th	17th	5th	17th	17th	-	-	-	-	-	-

Scoring Range in 2023		
Range	Waves Caught	Percentage of Total Waves Caught
Excellent (8.0-10)	1	1%
Good (6.0-7.9)	10	13%
Average (4.0-5.9)	18	24%
Fair (2.0-3.9)	11	15%
Poor (0-1.9)	33	45%



Career Finishes at Saquarema	
Year	Round Finish
2022	Final

Jack Robinson (AUS)



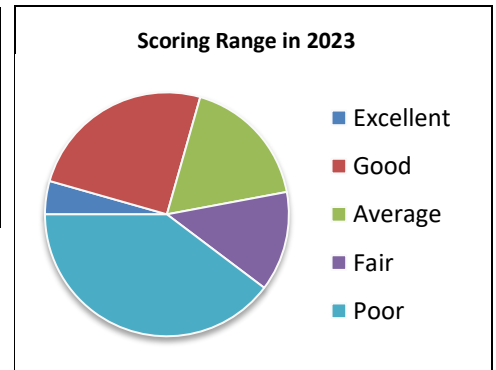
Bio Information	
Age	25
Height	5"10 (180cm)
Weight	178.2lbs (81kg)
Stance	Regular
Hometown	Margaret River, W.A
World CT Titles	-

2023 CT Stats	
Rank	6
Total Heat Wins	15
Average Heat Score	12.65
Highest Heat Score	16.33 - Semi-Finals, Hurley Pro Sunset Beach v Griffin Colapinto
Best Wave	8.97 - Final, MEO Rip Curl Pro Portugal v Joao Chianca
Best Finish	1st - Billabong Pro Pipeline

Career CT Stats	
Years on Tour	8 (2013-2023)
Total Heat Wins	53
Average Heat Score	10.44
Highest Heat Score	18.67 - Round 1, Billabong Pro Pipeline 2022 v Kelly Slater, Lucca Mesinas
Total Events	29
Best Finish - 4 Titles	1st - Billabong Pro Pipeline 2023 1st - Margaret River Pro 2022 1st - Quiksilver Pro G-Land 2022 1st - Corona Open Mexico presented by Quiksilver 2020-21

2023 CT Finishes										
Billabong Pro Pipeline	Hurley Pro Sunset Beach	MEO Rip Curl Pro Portugal	Rip Curl Pro Bells Beach	Western Australia Margaret River Pro	Surf Ranch Pro	Surf City El Salvador Pro Presented by Corona	VIVO Rio Pro presented by Corona	Corona Open J-Bay	SHISEIDO Tahiti Pro Presented by Outerknown	Rip Curl WSL Finals
1st	3rd	2nd	17th	-	17th	17th	-	-	-	-

Scoring Range in 2023		
Range	Waves Caught	Percentage of Total Waves Caught
Excellent (8.0-10)	6	4%
Good (6.0-7.9)	34	25%
Average (4.0-5.9)	24	17%
Fair (2.0-3.9)	18	13%
Poor (0-1.9)	54	39%



Career Finishes at Saquarema	
Year	Round Finish
2022	Round 3

Callum Robson (AUS)



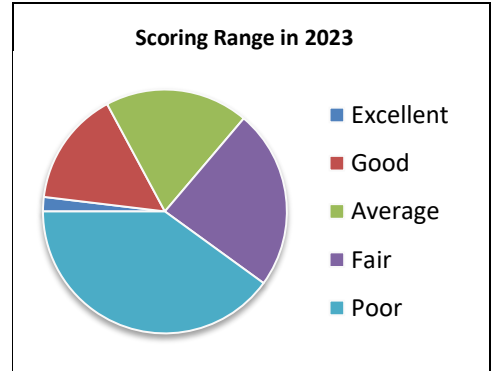
Bio Information	
Age	22
Height	5"10 (178cm)
Weight	173.8lbs (79kg)
Stance	Regular
Hometown	Evans Head, NSW
World CT Titles	-

2023 CT Stats	
Rank	15
Total Heat Wins	7
Average Heat Score	10.1
Highest Heat Score	15.4 - Quarter-Finals, MEO Rip Curl Pro Portugal v Samuel Pupo
Best Wave	10 - Round 2, MEO Rip Curl Pro Portugal v Gabriel Medina, Maxime Huscenot
Best Finish	3rd - MEO Rip Curl Pro Portugal

Career CT Stats	
Years on Tour	2 (2022-2023)
Total Heat Wins	21
Average Heat Score	10.27
Highest Heat Score	15.57 - Round 2, Oi Rio Pro 2022 v Gabriel Medina
Total Events	17
Best Finish	-

2023 CT Finishes										
Billabong Pro Pipeline	Hurley Pro Sunset Beach	MEO Rip Curl Pro Portugal	Rip Curl Pro Bells Beach	Western Australia Margaret River Pro	Surf Ranch Pro	Surf City El Salvador Pro Presented by Corona	VIVO Rio Pro presented by Corona	Corona Open J-Bay	SHISEIDO Tahiti Pro Presented by Outerknown	Rip Curl WSL Finals
9th	17th	3rd	3rd	9th	17th	9th	-	-	-	-

Scoring Range in 2023		
Range	Waves Caught	Percentage of Total Waves Caught
Excellent (8.0-10)	2	1%
Good (6.0-7.9)	16	15%
Average (4.0-5.9)	20	19%
Fair (2.0-3.9)	25	23%
Poor (0-1.9)	42	40%



Career Finishes at Saquarema	
Year	Round Finish
2022	Quarter-Finals

Kelly Slater (USA)



Bio Information	
Age	51
Height	5'8 (175cm)
Weight	158.4lbs (72kg)
Stance	Regular
Hometown	Cocoa Beach, Florida
World CT Titles	2011, 2010, 2008, 2006, 2005, 1998, 1997, 1996, 1995, 1994, 1992

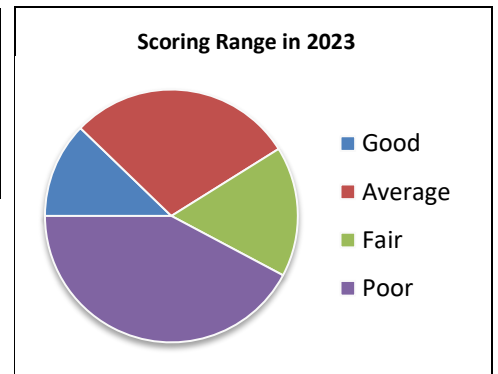
2023 CT Stats	
Rank	23
Total Heat Wins	4
Average Heat Score	9.65
Highest Heat Score	14.17 - Round 1, Western Australia Margaret River Pro v Joao Chianca, Jack Thomas
Best Wave	7.83 - Round 3, Western Australia Margaret River Pro v Liam O'Brien
Best Finish	9th - Hurley Pro Sunset Beach 9th - Surf Ranch Pro

Career CT Stats	
Years on Tour	34 (1989-2023)
Total Heat Wins	863
Average Heat Score	22.07
Highest Heat Score	101.90 - Round 3, Quiksilver Lacanau Pro 1990 v Nicky Wood
Total Events	291
Best Finish - 56 Titles	1st - Billabong Pro Pipeline 2022 1st - Billabong Pro Tahiti 2016 1st - Quiksilver Pro Gold Coast 2013 1st - Volcom Fiji Pro 2013 1st - Billabong Pipeline Masters 2013 1st - Volcom Fiji Pro 2012 1st - Hurley Pro Trestles 2012 1st - Quiksilver Pro France 2012 1st - Quiksilver Pro Gold Coast 2011 1st - Billabong Pro Tahiti 2011 1st - Hurley Pro Trestles 2011 1st - Rip Curl Pro Bells Beach 2010 1st - Hurley Pro Trestles 2010 1st - Rip Curl Pro Portugal 2010 1st - Rip Curl Search 2010 1st - Hang Loose Santa Catarina Pro 2009 1st - Quiksilver Pro Gold Coast 2008 1st - Rip Curl Pro Bells Beach 2008 1st - Boost Mobile Pro 2008 1st - Billabong Pipeline Masters 2008 1st - Globe Pro Fiji 2008 1st - Billabong Pro J-Bay 2008 1st - Boost Mobile Pro 2007 1st - Quiksilver Pro Gold Coast 2006 1st - Rip Curl Pro Bells Beach 2006 1st - Billabong Pro Tahiti 2005 1st - Globe WCT Fiji 2005 1st - Billabong Pro J-Bay 2005 1st - Boost Mobile Pro 2005 1st - Billabong Pro Tahiti 2003 1st - Billabong Pro J-Bay 2003 1st - Billabong Pro Mundaka 2003 1st - Nova Schin Festival Brazil 2003 1st - Gotcha Pro Tahiti 2000 1st - Mountain Dew Gerry Lopez Pipe Masters 1999 1st - Billabong Pro Gold Coast 1998 1st - Coca-Cola Surf Classic 1997 1st - Billabong Pro Gold Coast 1997 1st - Tokushima Pro 1997 1st - Marui Pro 1997 1st - Kaiser Summer Surf 1997 1st - Coke Surf Classic 1996 1st - Rip Curl Pro Saint Leu 1996 1st - CSI Presents the Billabong Pro 1996 1st - US Open of Surfing 1996 1st - Rip Curl Pro Hossegor 1996

1st - Quiksilver Surf Masters 1996 1st - Chiemsee Gerry Lopez Pipe Masters 1996 1st - Quiksilver Pro 1995 1st - Chiemsee Pipe Masters 1995 1st - Rip Curl Pro Bells Beach 1994 1st - Chiemsee Gerry Lopez Pipe Masters 1994 1st - Gotcha Lacanau Pro 1994 1st - Marui Pro 1993 1st - Rip Curl Pro Landes 1992 1st - Marui Masters Pipeline 1992
--

2023 CT Finishes										
Billabong Pro Pipeline	Hurley Pro Sunset Beach	MEO Rip Curl Pro Portugal	Rip Curl Pro Bells Beach	Western Australia Margaret River Pro	Surf Ranch Pro	Surf City El Salvador Pro Presented by Corona	VIVO Rio Pro presented by Corona	Corona Open J-Bay	SHISEIDO Tahiti Pro Presented by Outerknown	Rip Curl WSL Finals
17th	9th	17th	17th	17th	9th	17th	-	-	-	-

Scoring Range in 2023		
Range	Waves Caught	Percentage of Total Waves Caught
Good (6.0-7.9)	11	12%
Average (4.0-5.9)	26	28%
Fair (2.0-3.9)	15	16%
Poor (0-1.9)	38	42%



Career Finishes at Saquarema	
Year	Round Finish
2019	Round 4

Jordy Smith (ZAF)



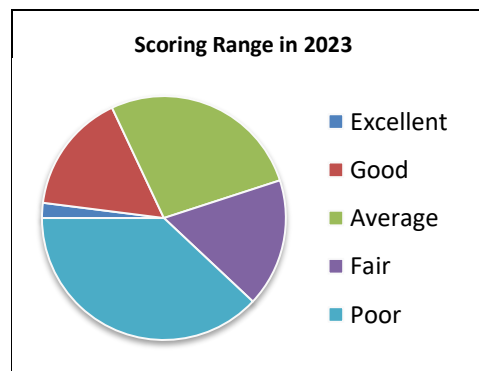
Bio Information	
Age	35
Height	6'3 (191cm)
Weight	189.2lbs (86kg)
Stance	Regular
Hometown	Durban
World CT Titles	-

2023 CT Stats	
Rank	17
Total Heat Wins	5
Average Heat Score	11.52
Highest Heat Score	14.50 - Round 3, Western Australia Margaret River Pro v Samuel Pupo
Best Wave	8.50 - Round 3, Billabong Pro Pipeline v Nat Young
Best Finish	5th - Billabong Pro Pipeline

Career CT Stats	
Years on Tour	17 (2006-2023)
Total Heat Wins	290
Average Heat Score	13.14
Highest Heat Score	20.00 - Round 3, Corona Open J-Bay 2017 v Leonardo Fioravanti
Total Events	143
Best Finish - 6 Titles	1st - Rip Curl Pro Bells Beach 2017 1st - Hurley Pro Trestles 2016 1st - Hurley Pro Trestles 2014 1st - Billabong Rio Pro 2013 1st - Billabong Pro J-Bay 2011 1st - Billabong Pro J-Bay 2010

2023 CT Finishes										
Billabong Pro Pipeline	Hurley Pro Sunset Beach	MEO Rip Curl Pro Portugal	Rip Curl Pro Bells Beach	Western Australia Margaret River Pro	Surf Ranch Pro	Surf City El Salvador Pro Presented by Corona	VIVO Rio Pro presented by Corona	Corona Open J-Bay	SHISEIDO Tahiti Pro Presented by Outerknown	Rip Curl WSL Finals
5th	17th	17th	9th	9th	9th	17th	-	-	-	-

Scoring Range in 2023		
Range	Waves Caught	Percentage of Total Waves Caught
Excellent (8.0-10)	2	2%
Good (6.0-7.9)	16	16%
Average (4.0-5.9)	27	27%
Fair (2.0-3.9)	17	17%
Poor (0-1.9)	38	38%



Career Finishes at Saquarema	
Year	Round Finish
2022	Round 2
2019	Final
2018	Round 3
2017	Quarter-Finals

Filipe Toledo (BRA)



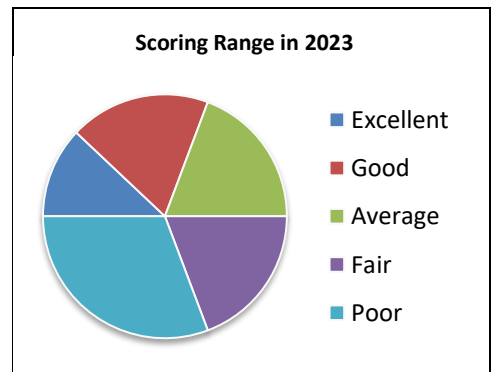
Bio Information	
Age	28
Height	5'8 (175cm)
Weight	140.8lbs (64kg)
Stance	Regular
Hometown	Ubatuba, Sao Paulo
World CT Titles	2022

2023 CT Stats	
Rank	2
Total Heat Wins	21
Average Heat Score	13.05
Highest Heat Score	17.74 - Final, Hurley Pro Sunset Beach v Griffin Colapinto
Best Wave	9.47 - Final, Hurley Pro Sunset Beach v Griffin Colapinto
Best Finish - 2 Titles	1st - Hurley Pro Sunset Beach 1st - Surf City El Salvador Pro Presented by Corona

Career CT Stats	
Years on Tour	10 (2013-2023)
Total Heat Wins	224
Average Heat Score	13.29
Highest Heat Score	19.87 - Final, Oi Rio Pro 2015 v Bede Durbidge
Total Events	98
Best Finish - 14 Titles	1st - Hurley Pro Sunset Beach 2023 1st - Surf City El Salvador Pro Presented by Corona 2023 1st - Rip Curl Pro Bells Beach 2022 1st - Oi Rio Pro 2022 1st - Boost Mobile Margaret River Pro presented by Corona 2020-21 1st - Jeep Surf Ranch Pro presented by Adobe 2020-21 1st - Oi Rio Pro 2019 1st - Oi Rio Pro 2018 1st - Corona Open J-Bay 2018 1st - Hurley Pro 2017 1st - Corona Open J-Bay 2017 1st - Quiksilver Pro Gold Coast 2015 1st - Oi Rio Pro 2015 1st - Moche Rip Curl Pro Portugal 2015

2023 CT Finishes										
Billabong Pro Pipeline	Hurley Pro Sunset Beach	MEO Rip Curl Pro Portugal	Rip Curl Pro Bells Beach	Western Australia Margaret River Pro	Surf Ranch Pro	Surf City El Salvador Pro Presented by Corona	VIVO Rio Pro presented by Corona	Corona Open J-Bay	SHISEIDO Tahiti Pro Presented by Outerknown	Rip Curl WSL Finals
5th	1st	4th	3rd	5th	3rd	1st	-	-	-	-

Scoring Range in 2023		
Range	Waves Caught	Percentage of Total Waves Caught
Excellent (8.0-10)	20	12%
Good (6.0-7.9)	31	18%
Average (4.0-5.9)	32	19%
Fair (2.0-3.9)	32	19%
Poor (0-1.9)	51	30%



Career Finishes at Saquarema	
Year	Round Finish
2022	Final
2019	Final
2018	Final
2017	Round 3

Rio Waida (IND)



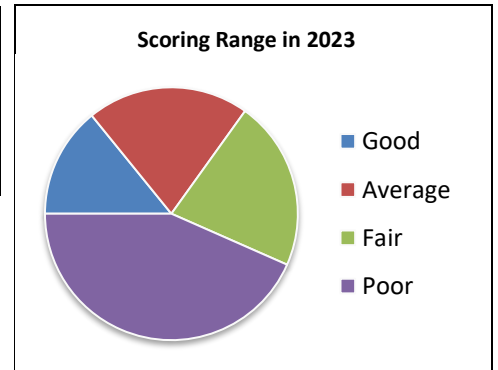
Bio Information	
Age	23
Height	-
Weight	-
Stance	Regular
Hometown	Bali
World CT Titles	-

2023 CT Stats	
Rank	21
Total Heat Wins	6
Average Heat Score	10.01
Highest Heat Score	15.16 - Round 1, MEO Rip Curl Pro Portugal v Gabriel Medina, Jordy Smith
Best Wave	7.83 - Round 1, MEO Rip Curl Pro Portugal v Gabriel Medina, Jordy Smith
Best Finish	5th - MEO Rip Curl Pro Portugal

Career CT Stats	
Years on Tour	4 (2019-2023)
Total Heat Wins	9
Average Heat Score	10.10
Highest Heat Score	15.16 - Round 1, MEO Rip Curl Pro Portugal 2023 v Gabriel Medina, Jordy Smith
Total Events	10
Best Finish	-

2023 CT Finishes										
Billabong Pro Pipeline	Hurley Pro Sunset Beach	MEO Rip Curl Pro Portugal	Rip Curl Pro Bells Beach	Western Australia Margaret River Pro	Surf Ranch Pro	Surf City El Salvador Pro Presented by Corona	VIVO Rio Pro presented by Corona	Corona Open J-Bay	SHISEIDO Tahiti Pro Presented by Outerknown	Rip Curl WSL Finals
9th	17th	5th	33rd	33rd	17th	9th	-	-	-	-

Scoring Range in 2023		
Range	Waves Caught	Percentage of Total Waves Caught
Good (6.0-7.9)	15	14%
Average (4.0-5.9)	22	20%
Fair (2.0-3.9)	23	21%
Poor (0-1.9)	46	43%



Career Finishes at Saquarema	
Year	Round Finish
CT Debut at this Event	