

FIXTURES & RESULTS 2023

Date	Location	Country	Event	Winner	Runner-Up
Jan 29-Feb 10	Banzai Pipeline	Hawaii	Billabong Pro Pipeline	Carissa Moore	Tyler Wright
Feb 12-23	Sunset Beach	Hawaii	Hurley Pro Sunset Beach	-	-
Mar 08-16	Peniche	Portugal	MEO Rip Curl Pro Portugal	-	-
Apr 04-14	Bells Beach	Australia	Rip Curl Pro Bells Beach	-	-
Apr 20-30	Margaret River Main Break	Australia	Margaret River Pro	-	-
May 27-28	Surf Ranch	USA	Surf Ranch Pro	-	-
Jun 09-18	Punta Roca	El Salvador	Surf City El Salvador Pro	-	-
Jun 23-Jul 01	Saquarema	Brazil	VIVO Rio Pro Presented By Corona	-	-
Jul 13-22	Jeffery's Bay	South Africa	Corona Open J-Bay	-	-
Aug 11-20	Teahupoo	Tahiti	SHISEIDO Tahiti Pro Presented By Outerknown	-	-
Sep 07-15	Lower Trestles	USA	Rip Curl WSL Finals	-	-

PAST WORLD CHAMPIONS (1977-2022)

Season	Winner	Country
1977	Margo Oberg	Hawaii
1978	Lynne Boyer	Hawaii
1979	Lynne Boyer	Hawaii
1980	Margo Oberg	Hawaii
1981	Margo Oberg	Hawaii
1982	Debbie Beacham	USA
1983-84	Kim Mearig	USA
1984-85	Freida Zamba	USA
1985-86	Freida Zamba	USA
1986-87	Freida Zamba	USA
1987-88	Wendy Botha	South Africa
1988	Freida Zamba	USA
1989	Wendy Botha	Australia
1990	Pam Burridge	Australia
1991	Wendy Botha	Australia
1992	Wendy Botha	Australia
1993	Pauline Menczer	Australia
1994	Lisa Andersen	USA
1995	Lisa Andersen	USA
1996	Lisa Andersen	USA
1997	Lisa Andersen	USA
1998	Layne Beachley	Australia
1999	Layne Beachley	Australia
2000	Layne Beachley	Australia
2001	Layne Beachley	Australia
2002	Layne Beachley	Australia
2003	Layne Beachley	Australia
2004	Sofia Mulanovich	Peru
2005	Chelsea Hedges	Australia
2006	Layne Beachley	Australia
2007	Stephanie Gilmore	Australia
2008	Stephanie Gilmore	Australia
2009	Stephanie Gilmore	Australia
2010	Stephanie Gilmore	Australia
2011	Carissa Moore	Hawaii
2012	Stephanie Gilmore	Australia
2013	Carissa Moore	Hawaii
2014	Stephanie Gilmore	Australia
2015	Carissa Moore	Hawaii
2016	Tyler Wright	Australia
2017	Tyler Wright	Australia
2018	Stephanie Gilmore	Australia
2019	Carissa Moore	Hawaii
2020-21	Carissa Moore	Hawaii
2022	Stephanie Gilmore	Australia

SUNSET BEACH EVENT HISTORY (1977-2022)

Season	Winner	Country	Stance	Score	Runner-Up
1977	Jericho Poppler	USA	Regular	-	Margo Oberg(2), Nancy Emerson(3), Elaine Davis(4), Lynne Boyer(5), Dodie Hackemack(6)
1977	Lynne Boyer	HAW	Regular	-	Margo Oberg(2), Debbie Beacham(3), Becky Benson(4), Sally Prange(5), Jericho Poppler(6)
1978	Lynne Boyer	HAW	Regular	-	Jericho Poppler(2), Brenda Scott-Rogers(3), Linda Davoli(4), Rell Sunn(5), Betty Depolito(6)
1979	Jericho Poppler	USA	Regular	-	Nancy Emerson
1980	Margo Oberg	HAW	Regular	-	Lynne Boyer(2), Jericho Poppler(3), Linda Davoli(4), Betty Depolito(5), Debbie Beacham(6)
1981	Margo Oberg	HAW	Regular	-	Lynne Boyer(2), Debbie Bowers(3), Brenda Scott-Rogers(4), Jericho Poppler(5), Sharron Holland(6)
1988	Jodie Cooper	AUS	Regular	-	Margo Oberg(2), Lynne Boyer(3), Lisa Andersen(4)
1989	Pam Burrridge	AUS	Goofy	-	Jodie Cooper(2), Lynne Boyer(3), Wendy Botha(4)
1990	Pam Burrridge	AUS	Goofy	-	Jodie Cooper(2), Pauline Menczer(3), Toni Sawyer(4)
1991	Pauline Menczer	AUS	Regular	-	Wendy Botha(2), Jodie Cooper(3), Margo Oberg(4)
1992	Jodie Cooper	AUS	Regular	-	Pam Burrridge(2), Pauline Menczer(3), Lynette Mackenzie(4)
1993	Jodie Cooper	AUS	Regular	16.00	Pam Burrridge(2), Layne Beachley(3), Pauline Menczer(4)
1996	Layne Beachley	AUS	Regular	-	Melanie Redman-Carr(2), Megan Abubo(3), Lisa Andersen(4)
1997	Layne Beachley	AUS	Regular	20.00	Lynette Mackenzie(2), Rochelle Ballard(3), Kim Wooldridge(4)
1998	Sandie Ryan	AUS	-	17.00	Trudy Todd(2), Pauline Menczer(3), Lynette Mackenzie(4)
1999	Layne Beachley	AUS	Regular	12.25	Trudy Todd(2), Rochelle Ballard(3), Megan Abubo(4)
2000	Layne Beachley	AUS	Regular	18.00	Keala Kennelly(2), Melanie Redman-Carr(3), Lynette Mackenzie(4)
2006	Melanie Bartels	HAW	Regular	14.16	Stephanie Gilmore(2), Rochelle Ballard(3), Chelsea Hedges(4)
2007	Sofia Mulanovich	PER	Regular	13.73	Amee Donohoe(2), Samantha Cornish(3), Jessi Miley-Dyer(4)
2008	Stephanie Gilmore	AUS	Regular	15.83	Silvana Lima(2), Jessi Miley-Dyer(3), Nicola Atherton(4)
2009	Carissa Moore	HAW	Regular	14.24	Sally Fitzgibbons(2), Stephanie Gilmore(3), Alana Blanchard(4)
2010	Tyler Wright	AUS	Regular	17.24	Coco Ho(2), Stephanie Gilmore(3), Sally Fitzgibbons(4)
2022	Brisa Hennessy	CRI	Regular	12.83	Malia Manuel

EVENT MULTIPLE WINNERS (1977-2022)

Total Victories	Surfer	Country	Years
4	Layne Beachley	AUS	1996, 1997, 1999, 2000
3	Jodie Cooper	AUS	1988, 1992, 1993
2	Pam Burrige	AUS	1989, 1990
2	Margo Oberg	HAW	1980, 1981
2	Jericho Poppler	USA	1977, 1979
2	Lynne Boyer	HAW	1977, 1978

EVENT APPEARANCE RECORDS (1977-2022)

Total Events	Surfer	Span
12	Layne Beachley	1990-2008
11	Rochelle Ballard	1990-2007
11	Pauline Menczer	1988-2000
10	Pam Burrige	1980-1997
9	Megan Abubo	1996-2009
8	Margo Oberg	1977-1991
8	Lynne Boyer	1977-1989
7	Alisa Schwartzstein-Cairns	1988-1996
7	Melanie Redman-Carr	1996-2008
7	Sofia Mulanovich	1996-2010
7	Lynette Mackenzie	1992-2000
7	Lisa Andersen	1988-1997
7	Serena Brooke	1996-2008
7	Jodie Cooper	1988-1996
7	Betty Depolito	1977-1996
7	Neridah Falconer	1990-2000

WSL 2023 CT SEASON LEADERS

Average Heat Score	
Surfer	Average
Molly Picklum	11.92
Tyler Wright	10.59
Lakey Peterson	10.54
Carissa Moore	10.38
Moana Jones Wong	8.08
Gabriela Bryan	7.87
Sally Fitzgibbons	7.47
Caroline Marks	7.33
Caitlin Simmers	7.01
Bettylou Sakura Johnson	6.78

Highest Scoring Heat		
Surfer	Heat Score	Event
Tyler Wright	13.43	Billabong Pro Pipeline
Lakey Peterson	13.33	Billabong Pro Pipeline
Caitlin Simmers	12.67	Billabong Pro Pipeline
Carissa Moore	12.17	Billabong Pro Pipeline
Molly Picklum	12.17	Billabong Pro Pipeline
Gabriela Bryan	11.17	Billabong Pro Pipeline
Bettylou Sakura Johnson	9.23	Billabong Pro Pipeline
Tatiana Weston-Webb	9.10	Billabong Pro Pipeline
Moana Jones Wong	9.00	Billabong Pro Pipeline
Caroline Marks	8.30	Billabong Pro Pipeline

Average Wave Score	
Surfer	Average
Lakey Peterson	3.62
Molly Picklum	3.58
Carissa Moore	3.19
Tyler Wright	3.04
Caitlin Simmers	2.55
Moana Jones Wong	2.24
Gabriela Bryan	2.23
Caroline Marks	2.21
Bettylou Sakura Johnson	2.02
Sally Fitzgibbons	2.00

Most Total Heat Wins	
Surfer	Heat Wins
Carissa Moore	4
Tyler Wright	3
Bettylou Sakura Johnson	2
Gabriela Bryan	2
Lakey Peterson	2
Molly Picklum	2
Caitlin Simmers	1
Caroline Marks	1
Moana Jones Wong	1
Tatiana Weston-Webb	1

Total Waves Caught	
Surfer	Total Waves
Tyler Wright	29
Bettylou Sakura Johnson	22
Carissa Moore	20
Teresa Bonvalot	19
Tatiana Weston-Webb	19
Alyssa Spencer	17
Brisa Hennessy	16
Molly Picklum	14
Lakey Peterson	14
Gabriela Bryan	13
Macy Callaghan	13

Highest Scoring Wave		
Surfer	Heat Score	Event
Carissa Moore	8.00	Semi-Finals,Heat 2,Wave 3,Billabong Pro Pipeline
Molly Picklum	8.00	Round 1,Heat 6,Wave 2,Billabong Pro Pipeline
Tyler Wright	8.00	Semi-Finals,Heat 1,Wave 2,Billabong Pro Pipeline
Molly Picklum	7.67	Round 3,Heat 6,Wave 8,Billabong Pro Pipeline
Carissa Moore	7.17	Final,Heat 1,Wave 3,Billabong Pro Pipeline
Caitlin Simmers	7.00	Round 2,Heat 1,Wave 3,Billabong Pro Pipeline
Lakey Peterson	7.00	Semi-Finals,Heat 1,Wave 4,Billabong Pro Pipeline
Lakey Peterson	6.67	Round 3,Heat 2,Wave 4,Billabong Pro Pipeline
Bettylou Sakura Johnson	6.50	Round 1,Heat 2,Wave 2,Billabong Pro Pipeline
Gabriela Bryan	6.50	Round 3,Heat 7,Wave 5,Billabong Pro Pipeline
Tyler Wright	6.50	Quarter-Finals,Heat 2,Wave 5,Billabong Pro Pipeline

Highest % of Excellent Scores of total waves caught	
Surfer	Excellent Scores (8.0 – 10.0)
Molly Picklum	7%
Carissa Moore	5%
Tyler Wright	3%
Tatiana Weston-Webb	0%
Gabriela Bryan	0%
Caitlin Simmers	0%
Bettylou Sakura Johnson	0%
Moana Jones Wong	0%
Lakey Peterson	0%
Caroline Marks	0%

2023 SURFERS BIOS

Teresa Bonvalot (POR)



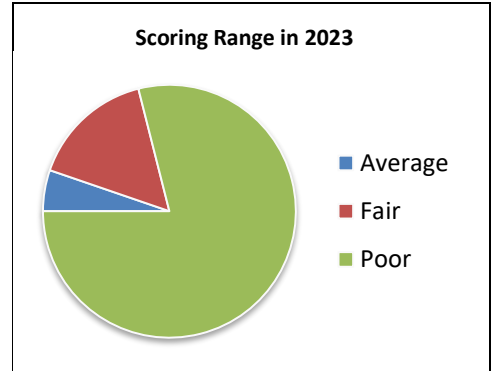
Bio Information	
Age	23
Height	5'9 (177cm)
Weight	114.4lbs (52kg)
Stance	Goofy
Hometown	Cascais
World CT Titles	-

2023 CT Stats	
Rank	9
Total Heat Wins	1
Average Heat Score	4.46
Highest Heat Score	6.34 - Round 2, Billabong Pro Pipeline v Courtney Conlogue, Isabella Nichols
Best Wave	4.17 - Round 2, Billabong Pro Pipeline v Courtney Conlogue, Isabella Nichols
Best Finish	9th - Billabong Pro Pipeline

Career CT Stats	
Years on Tour	6 (2013-2023)
Total Heat Wins	2
Average Heat Score	7.13
Highest Heat Score	10.56 - Round 2, Cascais Women's Pro 2014 v Stephanie Gilmore
Total Events	6
Best Finish	-

2023 CT Finishes										
Billabong Pro Pipeline	Hurley Pro Sunset Beach	MEO Rip Curl Pro Portugal	Rip Curl Pro Bells Beach	Margaret River Pro	Surf Ranch Pro	Surf City El Salvador Pro	VIVO Rio Pro Presented By Corona	Corona Open J-Bay	SHISEIDO Tahiti Pro Presented By Outerknown	Rip Curl WSL Finals
9th	-	-	-	-	-	-	-	-	-	-

Scoring Range in 2023		
Range	Waves Caught	Percentage of Total Waves Caught
Average (4.0-5.9)	1	5%
Fair (2.0-3.9)	3	15%
Poor (0-1.9)	15	78%



Career Finishes at Sunset Beach	
Year	Round Finish
CT Debut at this Event	

Gabriela Bryan (HAW)



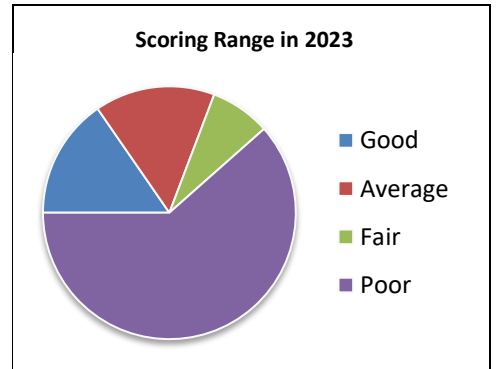
Bio Information	
Age	20
Height	
Weight	
Stance	Regular
Hometown	Kilauea, Kauai
World CT Titles	-

2023 CT Stats	
Rank	5
Total Heat Wins	2
Average Heat Score	7.87
Highest Heat Score	11.17 - Round 3, Billabong Pro Pipeline v Macy Callaghan
Best Wave	6.50 - Round 3, Billabong Pro Pipeline v Macy Callaghan
Best Finish	5th - Billabong Pro Pipeline

Career CT Stats	
Years on Tour	2 (2019-2023)
Total Heat Wins	2
Average Heat Score	9.30
Highest Heat Score	11.17 - Round 3, Billabong Pro Pipeline 2023 v Macy Callaghan
Total Events	12
Best Finish	-

2023 CT Finishes										
Billabong Pro Pipeline	Hurley Pro Sunset Beach	MEO Rip Curl Pro Portugal	Rip Curl Pro Bells Beach	Margaret River Pro	Surf Ranch Pro	Surf City El Salvador Pro	VIVO Rio Pro Presented By Corona	Corona Open J-Bay	SHISEIDO Tahiti Pro Presented By Outerknown	Rip Curl WSL Finals
5th	-	-	-	-	-	-	-	-	-	-

Scoring Range in 2023		
Range	Waves Caught	Percentage of Total Waves Caught
Good (6.0-7.9)	2	15%
Average (4.0-5.9)	2	15%
Fair (2.0-3.9)	1	7%
Poor (0-1.9)	8	61%



Career Finishes at Sunset Beach	
Year	Round Finish
2022	Semi-Finals

Macy Callaghan (AUS)



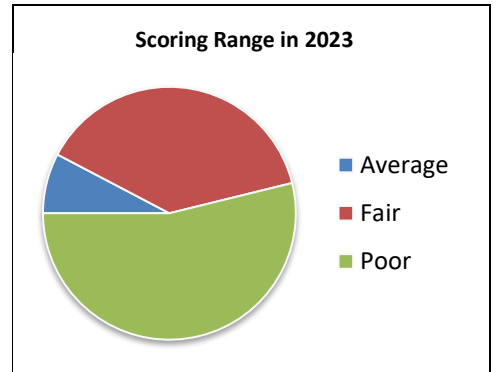
Bio Information	
Age	22
Height	
Weight	
Stance	Regular
Hometown	Avoca Beach, NSW
World CT Titles	-

2023 CT Stats	
Rank	9
Total Heat Wins	0
Average Heat Score	6.54
Highest Heat Score	7.96 - Round 3, Billabong Pro Pipeline v Gabriela Bryan
Best Wave	5.33 - Round 3, Billabong Pro Pipeline v Gabriela Bryan
Best Finish	9th - Billabong Pro Pipeline

Career CT Stats	
Years on Tour	4 (2017-2023)
Total Heat Wins	5
Average Heat Score	9.21
Highest Heat Score	14.33 - Semi-Finals, Roxy Pro France 2018 v Bronte Macaulay
Total Events	26
Best Finish	-

2023 CT Finishes										
Billabong Pro Pipeline	Hurley Pro Sunset Beach	MEO Rip Curl Pro Portugal	Rip Curl Pro Bells Beach	Margaret River Pro	Surf Ranch Pro	Surf City El Salvador Pro	VIVO Rio Pro Presented By Corona	Corona Open J-Bay	SHISEIDO Tahiti Pro Presented By Outerknown	Rip Curl WSL Finals
9th	-	-	-	-	-	-	-	-	-	-

Scoring Range in 2023		
Range	Waves Caught	Percentage of Total Waves Caught
Average (4.0-5.9)	1	7%
Fair (2.0-3.9)	5	38%
Poor (0-1.9)	7	53%



Career Finishes at Sunset Beach	
Year	Round Finish
CT Debut at this Event	

Courtney Conlogue (USA)



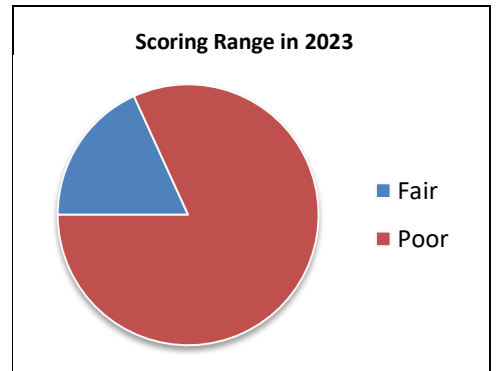
Bio Information	
Age	30
Height	5'9 (177cm)
Weight	138.6lbs (63kg)
Stance	Regular
Hometown	Santa Ana, California
World CT Titles	-

2023 CT Stats	
Rank	17
Total Heat Wins	0
Average Heat Score	5
Highest Heat Score	5.40 - Round 1, Billabong Pro Pipeline v Tyler Wright, Molly Picklum
Best Wave	3.80 - Round 1, Billabong Pro Pipeline v Tyler Wright, Molly Picklum
Best Finish	17th - Billabong Pro Pipeline

Career CT Stats	
Years on Tour	11 (2006-2023)
Total Heat Wins	175
Average Heat Score	12.24
Highest Heat Score	19.40 - Round 4, Target Maui Pro 2014 v Coco Ho
Total Events	93
Best Finish - 13 Titles	1st - Outerknown Tahiti Pro 2022 1st - Rip Curl Pro Bells Beach 2019 1st - Roxy Pro France 2018 1st - Vans US Open of Surfing 2018 1st - Rip Curl Women's Pro Bells Beach 2017 1st - Outerknown Fiji Women's Pro 2017 1st - Rip Curl Women's Pro Bells Beach 2016 1st - Cascais Women's Pro 2016 1st - Women's Drug Aware Margaret River Pro 2015 1st - Oi Rio Women's Pro 2015 1st - Cascais Women's Pro 2015 1st - TSB Bank NZ Surf Festival 2013 1st - Commonwealth Bank Beachley Classic 2012

2023 CT Finishes										
Billabong Pro Pipeline	Hurley Pro Sunset Beach	MEO Rip Curl Pro Portugal	Rip Curl Pro Bells Beach	Margaret River Pro	Surf Ranch Pro	Surf City El Salvador Pro	VIVO Rio Pro Presented By Corona	Corona Open J-Bay	SHISEIDO Tahiti Pro Presented By Outerknown	Rip Curl WSL Finals
17th	-	-	-	-	-	-	-	-	-	-

Scoring Range in 2023		
Range	Waves Caught	Percentage of Total Waves Caught
Fair (2.0-3.9)	2	18%
Poor (0-1.9)	9	81%



Career Finishes at Sunset Beach	
Year	Round Finish
2022	Round 3

Sally Fitzgibbons (AUS)



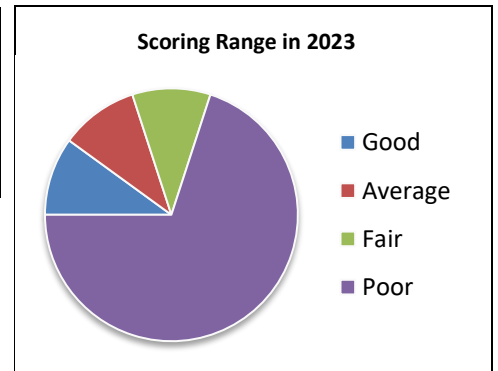
Bio Information	
Age	32
Height	5'6 (170cm)
Weight	129.8lbs (59kg)
Stance	Regular
Hometown	Gerroa, NSW
World CT Titles	-

2023 CT Stats	
Rank	9
Total Heat Wins	1
Average Heat Score	7.47
Highest Heat Score	7.67 - Round 1, Billabong Pro Pipeline v Brisa Hennessy, Isabella Nichols
Best Wave	6.00 - Round 1, Billabong Pro Pipeline v Brisa Hennessy, Isabella Nichols
Best Finish	9th - Billabong Pro Pipeline

Career CT Stats	
Years on Tour	14 (2007-2023)
Total Heat Wins	247
Average Heat Score	13.15
Highest Heat Score	19.77 - Quarter-Finals, Roxy Pro France 2013 v Stephanie Gilmore
Total Events	116
Best Finish - 12 Titles	1st - Rip Curl Rottneest Search presented by Corona 2020-21 1st - Oi Rio Pro 2019 1st - Women's Drug Aware Margaret River Pro 2017 1st - Fiji Women's Pro 2015 1st - Rio Women's Pro 2014 1st - Fiji Women's Pro 2014 1st - Roxy Pro France 2013 1st - Rip Curl Women's Pro Bells Beach 2012 1st - Billabong Rio Pro 2012 1st - Rip Curl Women's Pro Bells Beach 2011 1st - Subaru Pro TSB Bank Women's Surf Festival 2011 1st - Nike US Open of Surfing 2011

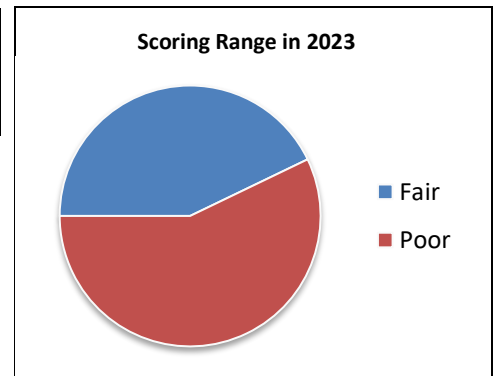
2023 CT Finishes										
Billabong Pro Pipeline	Hurley Pro Sunset Beach	MEO Rip Curl Pro Portugal	Rip Curl Pro Bells Beach	Margaret River Pro	Surf Ranch Pro	Surf City El Salvador Pro	VIVO Rio Pro Presented By Corona	Corona Open J-Bay	SHISEIDO Tahiti Pro Presented By Outerknown	Rip Curl WSL Finals
9th	-	-	-	-	-	-	-	-	-	-

Scoring Range in 2023		
Range	Waves Caught	Percentage of Total Waves Caught
Good (6.0-7.9)	1	10%
Average (4.0-5.9)	1	10%
Fair (2.0-3.9)	1	10%
Poor (0-1.9)	7	70%



Career Finishes at Sunset Beach	
Year	Round Finish
2022	Round 3
2010	Final
2009	Final
2008	Quarter-Finals

Scoring Range in 2023		
Range	Waves Caught	Percentage of Total Waves Caught
Fair (2.0-3.9)	3	42%
Poor (0-1.9)	4	57%



Career Finishes at Sunset Beach	
Year	Round Finish
2022	Round 3
2010	Final
2009	Final
2008	Final
2007	Quarter-Finals
2006	Final

Brisa Hennessy (CRI)



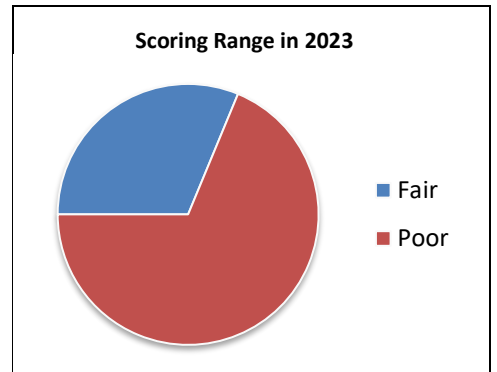
Bio Information	
Age	23
Height	
Weight	
Stance	Regular
Hometown	Kailua, Oahu
World CT Titles	-

2023 CT Stats	
Rank	5
Total Heat Wins	1
Average Heat Score	5.38
Highest Heat Score	7.40 - Round 3, Billabong Pro Pipeline v Caitlin Simmers
Best Wave	3.73 - Round 3, Billabong Pro Pipeline v Caitlin Simmers
Best Finish	5th - Billabong Pro Pipeline

Career CT Stats	
Years on Tour	4 (2016-2023)
Total Heat Wins	12
Average Heat Score	9.09
Highest Heat Score	15.83 - Round 4, Maui Women's Pro 2017 v Coco Ho
Total Events	32
Best Finish	1st - Hurley Pro Sunset Beach 2022

2023 CT Finishes										
Billabong Pro Pipeline	Hurley Pro Sunset Beach	MEO Rip Curl Pro Portugal	Rip Curl Pro Bells Beach	Margaret River Pro	Surf Ranch Pro	Surf City El Salvador Pro	VIVO Rio Pro Presented By Corona	Corona Open J-Bay	SHISEIDO Tahiti Pro Presented By Outerknown	Rip Curl WSL Finals
5th	-	-	-	-	-	-	-	-	-	-

Scoring Range in 2023		
Range	Waves Caught	Percentage of Total Waves Caught
Fair (2.0-3.9)	5	31%
Poor (0-1.9)	11	68%



Career Finishes at Sunset Beach	
Year	Round Finish
2022	Final

Caroline Marks (USA)



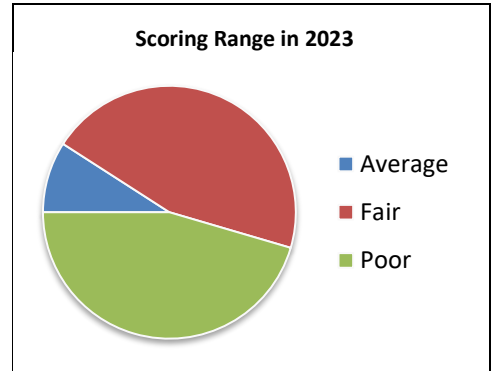
Bio Information	
Age	20
Height	
Weight	
Stance	Goofy
Hometown	Melbourne, Florida
World CT Titles	-

2023 CT Stats	
Rank	9
Total Heat Wins	1
Average Heat Score	7.33
Highest Heat Score	8.30 - Round 3, Billabong Pro Pipeline v Bettylou Sakura Johnson
Best Wave	4.93 - Round 3, Billabong Pro Pipeline v Bettylou Sakura Johnson
Best Finish	9th - Billabong Pro Pipeline

Career CT Stats	
Years on Tour	5 (2015-2023)
Total Heat Wins	30
Average Heat Score	9.86
Highest Heat Score	17.60 - Round 3, Margaret River Pro 2019 v Paige Hareb
Total Events	35
Best Finish - 3 Titles	1st - Rip Curl Narrabeen Classic presented by Corona 2020-21 1st - Boost Mobile Pro Gold Coast 2019 1st - MEO Rip Curl Pro 2019

2023 CT Finishes										
Billabong Pro Pipeline	Hurley Pro Sunset Beach	MEO Rip Curl Pro Portugal	Rip Curl Pro Bells Beach	Margaret River Pro	Surf Ranch Pro	Surf City El Salvador Pro	VIVO Rio Pro Presented By Corona	Corona Open J-Bay	SHISEIDO Tahiti Pro Presented By Outerknown	Rip Curl WSL Finals
9th	-	-	-	-	-	-	-	-	-	-

Scoring Range in 2023		
Range	Waves Caught	Percentage of Total Waves Caught
Average (4.0-5.9)	1	9%
Fair (2.0-3.9)	5	45%
Poor (0-1.9)	5	45%



Career Finishes at Sunset Beach	
Year	Round Finish
CT Debut at this Event	

Zoe McDougall (HAW)



Bio Information	
Age	23
Height	5'4 (165cm)
Weight	118.8lbs (54kg)
Stance	Regular
Hometown	North Shore, Oahu
World CT Titles	-

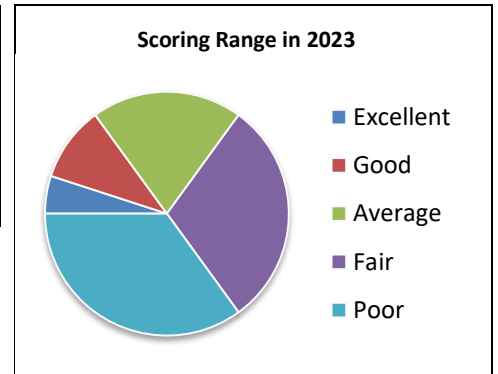
2023 CT Stats	
Rank	-
Total Heat Wins	-
Average Heat Score	-
Highest Heat Score	-
Best Wave	-
Best Finish	-

Career CT Stats	
Years on Tour	1 (2018-2018)
Total Heat Wins	0
Average Heat Score	6.90
Highest Heat Score	9.23 - Round 1, Beachwaver Maui Women's Pro 2018 v Lakey Peterson, Malia Manuel
Total Events	1
Best Finish	-

2023 CT Finishes										
Billabong Pro Pipeline	Hurley Pro Sunset Beach	MEO Rip Curl Pro Portugal	Rip Curl Pro Bells Beach	Margaret River Pro	Surf Ranch Pro	Surf City El Salvador Pro	VIVO Rio Pro Presented By Corona	Corona Open J-Bay	SHISEIDO Tahiti Pro Presented By Outerknown	Rip Curl WSL Finals
-	-	-	-	-	-	-	-	-	-	-

Career Finishes at Sunset Beach	
Year	Round Finish
CT Debut at this Event	

Scoring Range in 2023		
Range	Waves Caught	Percentage of Total Waves Caught
Excellent (8.0-10)	1	5%
Good (6.0-7.9)	2	10%
Average (4.0-5.9)	4	20%
Fair (2.0-3.9)	6	30%
Poor (0-1.9)	7	35%



Career Finishes at Sunset Beach	
Year	Round Finish
2022	Round 3
2010	Semi-Finals
2009	Final

Isabella Nichols (AUS)



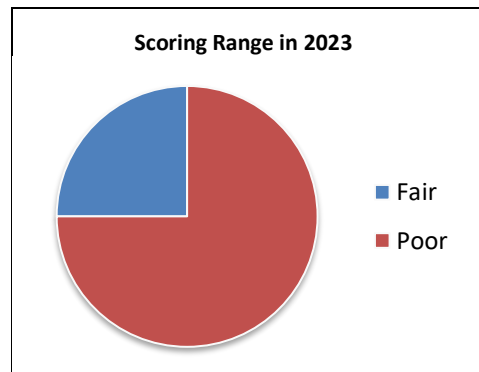
Bio Information	
Age	25
Height	0"0 (-1cm)
Weight	-2.2lbs (-1kg)
Stance	Regular
Hometown	Coolum Beach, QLD
World CT Titles	-

2023 CT Stats	
Rank	9
Total Heat Wins	0
Average Heat Score	3.29
Highest Heat Score	4.73 - Round 2, Billabong Pro Pipeline v Teresa Bonvalot, Courtney Conlogue
Best Wave	3.83 - Round 2, Billabong Pro Pipeline v Teresa Bonvalot, Courtney Conlogue
Best Finish	9th - Billabong Pro Pipeline

Career CT Stats	
Years on Tour	4 (2016-2023)
Total Heat Wins	1
Average Heat Score	8.59
Highest Heat Score	12.56 - Round 2, Rip Curl Women's Pro Bells Beach 2017 v Courtney Conlogue
Total Events	21
Best Finish	1st - Margaret River Pro 2022

2023 CT Finishes										
Billabong Pro Pipeline	Hurley Pro Sunset Beach	MEO Rip Curl Pro Portugal	Rip Curl Pro Bells Beach	Margaret River Pro	Surf Ranch Pro	Surf City El Salvador Pro	VIVO Rio Pro Presented By Corona	Corona Open J-Bay	SHISEIDO Tahiti Pro Presented By Outerknown	Rip Curl WSL Finals
9th	-	-	-	-	-	-	-	-	-	-

Scoring Range in 2023		
Range	Waves Caught	Percentage of Total Waves Caught
Fair (2.0-3.9)	2	25%
Poor (0-1.9)	6	75%



Career Finishes at Sunset Beach	
Year	Round Finish
2022	Round 3

Lakey Peterson (USA)



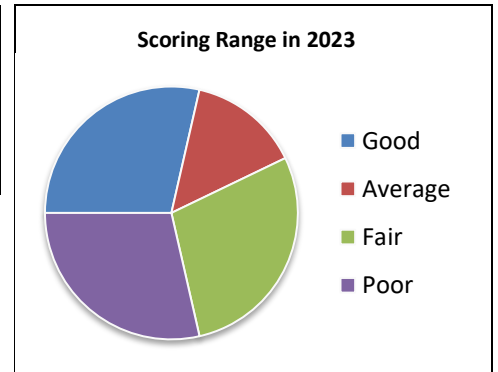
Bio Information	
Age	28
Height	5'6 (170cm)
Weight	129.8lbs (59kg)
Stance	Regular
Hometown	Santa Barbara, California
World CT Titles	-

2023 CT Stats	
Rank	3
Total Heat Wins	2
Average Heat Score	10.54
Highest Heat Score	13.33 - Semi-Finals, Billabong Pro Pipeline v Tyler Wright
Best Wave	7.00 - Semi-Finals, Billabong Pro Pipeline v Tyler Wright
Best Finish	3rd - Billabong Pro Pipeline

Career CT Stats	
Years on Tour	10 (2011-2023)
Total Heat Wins	134
Average Heat Score	12.78
Highest Heat Score	19.76 - Quarter-Finals, Nike US Open of Surfing 2012 v Sage Erickson
Total Events	84
Best Finish - 5 Titles	1st - Margaret River Pro 2019 1st - Freshwater Pro 2019 1st - Roxy Pro Gold Coast 2018 1st - Corona Bali Protected 2018 1st - Nike US Open of Surfing 2012

2023 CT Finishes										
Billabong Pro Pipeline	Hurley Pro Sunset Beach	MEO Rip Curl Pro Portugal	Rip Curl Pro Bells Beach	Margaret River Pro	Surf Ranch Pro	Surf City El Salvador Pro	VIVO Rio Pro Presented By Corona	Corona Open J-Bay	SHISEIDO Tahiti Pro Presented By Outerknown	Rip Curl WSL Finals
3rd	-	-	-	-	-	-	-	-	-	-

Scoring Range in 2023		
Range	Waves Caught	Percentage of Total Waves Caught
Good (6.0-7.9)	4	28%
Average (4.0-5.9)	2	14%
Fair (2.0-3.9)	4	28%
Poor (0-1.9)	4	28%



Career Finishes at Sunset Beach	
Year	Round Finish
2022	Round 3

Molly Picklum (AUS)



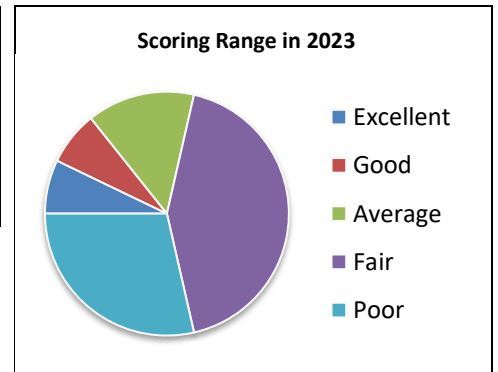
Bio Information	
Age	20
Height	
Weight	
Stance	Regular
Hometown	
World CT Titles	-

2023 CT Stats	
Rank	5
Total Heat Wins	2
Average Heat Score	11.92
Highest Heat Score	12.17 - Round 3, Billabong Pro Pipeline v Isabella Nichols
Best Wave	8.00 - Round 1, Billabong Pro Pipeline v Courtney Conlogue, Tyler Wright
Best Finish	5th - Billabong Pro Pipeline

Career CT Stats	
Years on Tour	1 (2023-2023)
Total Heat Wins	2
Average Heat Score	11.92
Highest Heat Score	12.17 - Round 3, Billabong Pro Pipeline 2023 v Isabella Nichols 12.17 - Quarter-Finals, Margaret River Pro 2022 v Courtney Conlogue
Total Events	6
Best Finish	-


2023 CT Finishes										
Billabong Pro Pipeline	Hurley Pro Sunset Beach	MEO Rip Curl Pro Portugal	Rip Curl Pro Bells Beach	Margaret River Pro	Surf Ranch Pro	Surf City El Salvador Pro	VIVO Rio Pro Presented By Corona	Corona Open J-Bay	SHISEIDO Tahiti Pro Presented By Outerknown	Rip Curl WSL Finals
5th	-	-	-	-	-	-	-	-	-	-

Scoring Range in 2023		
Range	Waves Caught	Percentage of Total Waves Caught
Excellent (8.0-10)	1	7%
Good (6.0-7.9)	1	7%
Average (4.0-5.9)	2	14%
Fair (2.0-3.9)	6	42%
Poor (0-1.9)	4	28%



Career Finishes at Sunset Beach	
Year	Round Finish
2022	Quarter-Finals

Bettylou Sakura Johnson (HAW)



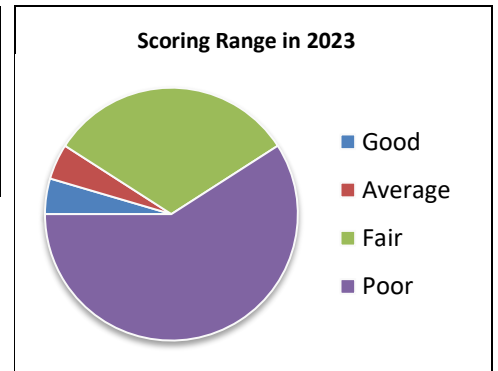
Bio Information	
Age	17
Height	
Weight	
Stance	Regular
Hometown	
World CT Titles	-

2023 CT Stats	
Rank	3
Total Heat Wins	2
Average Heat Score	6.78
Highest Heat Score	9.23 - Round 1, Billabong Pro Pipeline v Carissa Moore, Alyssa Spencer
Best Wave	6.50 - Round 1, Billabong Pro Pipeline v Carissa Moore, Alyssa Spencer
Best Finish	3rd - Billabong Pro Pipeline

Career CT Stats	
Years on Tour	1 (2023-2023)
Total Heat Wins	2
Average Heat Score	6.78
Highest Heat Score	9.23 - Round 1, Billabong Pro Pipeline 2023 v Carissa Moore, Alyssa Spencer
Total Events	7
Best Finish	-


2023 CT Finishes										
Billabong Pro Pipeline	Hurley Pro Sunset Beach	MEO Rip Curl Pro Portugal	Rip Curl Pro Bells Beach	Margaret River Pro	Surf Ranch Pro	Surf City El Salvador Pro	VIVO Rio Pro Presented By Corona	Corona Open J-Bay	SHISEIDO Tahiti Pro Presented By Outerknown	Rip Curl WSL Finals
3rd	-	-	-	-	-	-	-	-	-	-

Scoring Range in 2023		
Range	Waves Caught	Percentage of Total Waves Caught
Good (6.0-7.9)	1	4%
Average (4.0-5.9)	1	4%
Fair (2.0-3.9)	7	31%
Poor (0-1.9)	13	59%



Career Finishes at Sunset Beach	
Year	Round Finish
2022	Semi-Finals

Luana Silva (HAW)



Bio Information	
Age	18
Height	
Weight	
Stance	Regular
Hometown	
World CT Titles	-

2023 CT Stats	
Rank	-
Total Heat Wins	-
Average Heat Score	-
Highest Heat Score	-
Best Wave	-
Best Finish	-

Career CT Stats	
Years on Tour	1 (2022)
Total Heat Wins	5
Average Heat Score	9.64
Highest Heat Score	14.33 – Quarter-Finals, Hurley Pro Sunset 2022 v Gabriela Bryan
Total Events	5
Best Finish	-

2023 CT Finishes										
Billabong Pro Pipeline	Hurley Pro Sunset Beach	MEO Rip Curl Pro Portugal	Rip Curl Pro Bells Beach	Margaret River Pro	Surf Ranch Pro	Surf City El Salvador Pro	VIVO Rio Pro Presented By Corona	Corona Open J-Bay	SHISEIDO Tahiti Pro Presented By Outerknown	Rip Curl WSL Finals
-	-	-	-	-	-	-	-	-	-	-

Career Finishes at Sunset Beach	
Year	Round Finish
2022	Quarter-Finals

Caitlin Simmers (USA)



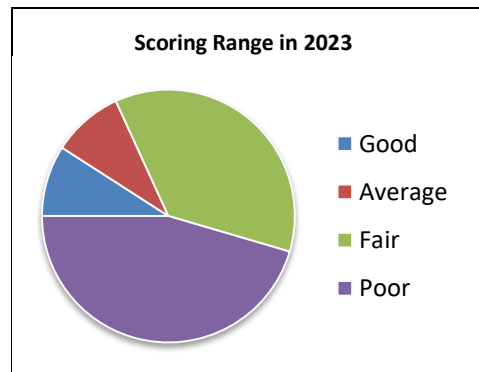
Bio Information	
Age	17
Height	0"0 (-1cm)
Weight	-2.2lbs (-1kg)
Stance	Regular
Hometown	Oceanside, California
World CT Titles	-

2023 CT Stats	
Rank	9
Total Heat Wins	1
Average Heat Score	7.01
Highest Heat Score	12.67 - Round 2, Billabong Pro Pipeline v Stephanie Gilmore, Alyssa Spencer
Best Wave	7.00 - Round 2, Billabong Pro Pipeline v Stephanie Gilmore, Alyssa Spencer
Best Finish	9th - Billabong Pro Pipeline

Career CT Stats	
Years on Tour	1 (2023-2023)
Total Heat Wins	1
Average Heat Score	7.01
Highest Heat Score	12.67 - Round 2, Billabong Pro Pipeline 2023 v Stephanie Gilmore, Alyssa Spencer
Total Events	2
Best Finish	-

2023 CT Finishes										
Billabong Pro Pipeline	Hurley Pro Sunset Beach	MEO Rip Curl Pro Portugal	Rip Curl Pro Bells Beach	Margaret River Pro	Surf Ranch Pro	Surf City El Salvador Pro	VIVO Rio Pro Presented By Corona	Corona Open J-Bay	SHISEIDO Tahiti Pro Presented By Outerknown	Rip Curl WSL Finals
9th	-	-	-	-	-	-	-	-	-	-

Scoring Range in 2023		
Range	Waves Caught	Percentage of Total Waves Caught
Good (6.0-7.9)	1	9%
Average (4.0-5.9)	1	9%
Fair (2.0-3.9)	4	36%
Poor (0-1.9)	5	45%



Career Finishes at Sunset Beach	
Year	Round Finish
CT Debut at this Event	

Tatiana Weston-Webb (BRA)



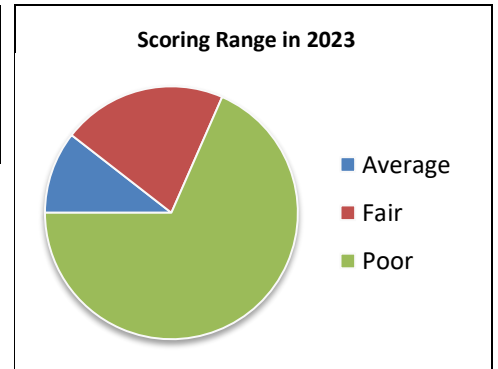
Bio Information	
Age	26
Height	5'4 (163cm)
Weight	123.2lbs (56kg)
Stance	Goofy
Hometown	Princeville, Kauai
World CT Titles	-

2023 CT Stats	
Rank	5
Total Heat Wins	1
Average Heat Score	5.03
Highest Heat Score	9.10 - Round 3, Billabong Pro Pipeline v Teresa Bonvalot
Best Wave	5.00 - Round 3, Billabong Pro Pipeline v Teresa Bonvalot
Best Finish	5th - Billabong Pro Pipeline

Career CT Stats	
Years on Tour	7 (2014-2023)
Total Heat Wins	91
Average Heat Score	11.20
Highest Heat Score	18.54 - Quarter-Finals, Corona Open J-Bay 2018 v Sage Erickson
Total Events	73
Best Finish - 4 Titles	1st - MEO Pro Portugal 2022 1st - Corona Open J-Bay 2022 1st - Boost Mobile Margaret River Pro presented by Corona 2020-21 1st - Vans US Open of Surfing 2016

2023 CT Finishes										
Billabong Pro Pipeline	Hurley Pro Sunset Beach	MEO Rip Curl Pro Portugal	Rip Curl Pro Bells Beach	Margaret River Pro	Surf Ranch Pro	Surf City El Salvador Pro	VIVO Rio Pro Presented By Corona	Corona Open J-Bay	SHISEIDO Tahiti Pro Presented By Outerknown	Rip Curl WSL Finals
5th	-	-	-	-	-	-	-	-	-	-

Scoring Range in 2023		
Range	Waves Caught	Percentage of Total Waves Caught
Average (4.0-5.9)	2	10%
Fair (2.0-3.9)	4	21%
Poor (0-1.9)	13	68%



Career Finishes at Sunset Beach	
Year	Round Finish
2022	Round 3

Tyler Wright (AUS)



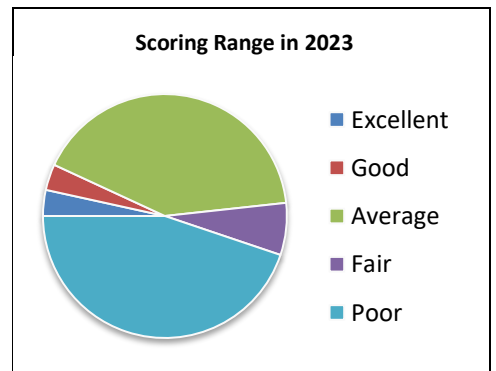
Bio Information	
Age	28
Height	5'6 (170cm)
Weight	149.6lbs (68kg)
Stance	Regular
Hometown	Culburra Beach, NSW
World CT Titles	2017, 2016

2023 CT Stats	
Rank	2
Total Heat Wins	3
Average Heat Score	10.59
Highest Heat Score	13.43 - Semi-Finals, Billabong Pro Pipeline v Lakey Peterson
Best Wave	8.00 - Semi-Finals, Billabong Pro Pipeline v Lakey Peterson
Best Finish	2nd - Billabong Pro Pipeline

Career CT Stats	
Years on Tour	13 (2008-2023)
Total Heat Wins	197
Average Heat Score	12.84
Highest Heat Score	19.20 - Final, Roxy Pro France 2014 v Courtney Conlogue
Total Events	90
Best Finish - 15 Titles	1st - Rip Curl Pro Bells Beach 2022 1st - Maui Pro presented by ROXY 2020-21 1st - Oi Rio Women's Pro 2017 1st - Roxy Pro Gold Coast 2016 1st - Women's Drug Aware Margaret River Pro 2016 1st - Oi Rio Women's Pro 2016 1st - Maui Women's Pro 2016 1st - Swatch Women's Pro 2016 1st - Roxy Pro France 2015 1st - Vans US Open of Surfing 2014 1st - Roxy Pro France 2014 1st - Roxy Pro Gold Coast 2013 1st - Colgate Plax Girls Rio Pro 2013 1st - O'Neill Women's World Cup 2010 1st - Beachley Classic 2008

2023 CT Finishes										
Billabong Pro Pipeline	Hurley Pro Sunset Beach	MEO Rip Curl Pro Portugal	Rip Curl Pro Bells Beach	Margaret River Pro	Surf Ranch Pro	Surf City El Salvador Pro	VIVO Rio Pro Presented By Corona	Corona Open J-Bay	SHISEIDO Tahiti Pro Presented By Outerknown	Rip Curl WSL Finals
2nd	-	-	-	-	-	-	-	-	-	-

Scoring Range in 2023		
Range	Waves Caught	Percentage of Total Waves Caught
Excellent (8.0-10)	1	3%
Good (6.0-7.9)	1	3%
Average (4.0-5.9)	12	41%
Fair (2.0-3.9)	2	6%
Poor (0-1.9)	13	44%



Career Finishes at Sunset Beach	
Year	Round Finish
2022	Round 3
2010	Final